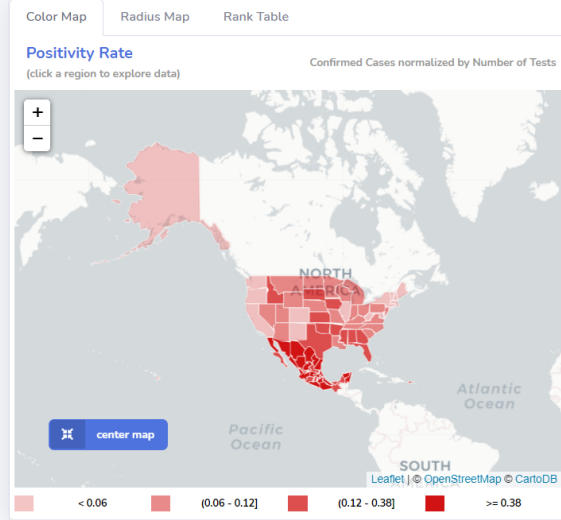


- Binational Menu
- COVID-19 Dashboard
- Risk Components:
- Threats
- Systems
- Impacts
- Mitigating Strategies
- States of Risks
- Risk Assessment & Management
- Risk Analytics
- Search for variables

## COVID-19 Binational Dashboard

\*Updated: 2021-08-30 23:31:54 (GMT-6)  
Data from 2020-04-11 to 2021-08-29  
Data Sources: CSSE @ JHU AND DGE  
[View Methodological Notes](#)



### Summary of Cases

#### Binational

(click a card to switch map)

**CONFIRMED**  
42,139,918  
reported cases

**DEATHS**  
896,027  
reported cases


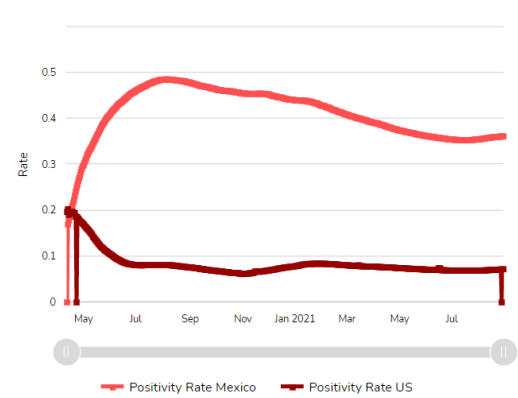
**TESTS**  
547,466,265  
reported tests

#### Additional Maps

- County/Municipality
- County/Municipality Animated

### Graph of Positivity Rate

Confirmed Cases normalized by Number of Tests (Binational)



Compact with Texas Privacy and Security Accessibility Policy  
State Link Policy Statewide Search Veterans Benefits Military  
Families Risk, Fraud & Misconduct Hotline Texas Homeland  
Security Texas Veterans Portal Equal Opportunity Open  
Records/Public Information

