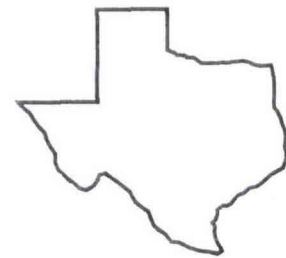
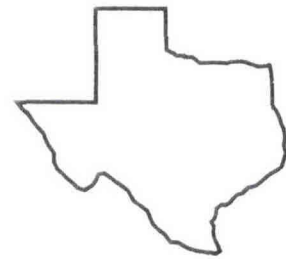
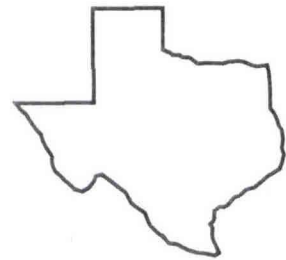
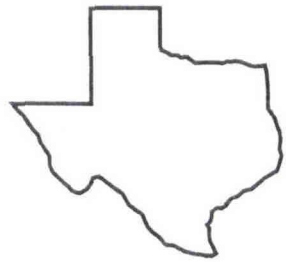


PUBLICATIONS

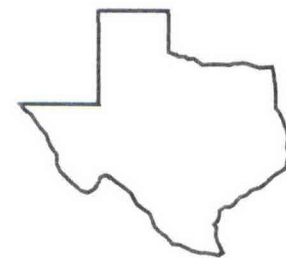
1994



Texas Agricultural Experiment Station
Texas Agricultural Extension Service
The Texas A&M University System



Overton Field Day Report - 1994



**1994
Research Center
Technical
Report**

No. 94-1

WHEAT FORAGE YIELDS AT OVERTON FOR 1992-93 AND THREE-YEAR MEANS

Steve Ward, Jim Crowder, and L. R. Nelson

Background. Wheat is an important winter annual forage crop in East Texas. Varieties vary in total yield and distribution of forage and resistance to disease. A study is conducted each year at the TAMU Agricultural Research and Extension Center at Overton to identify the best forage wheat varieties for East Texas. Before purchasing seed, growers should be aware of the forage yield and distribution potential of wheat varieties which may be available in their area.

Research Findings. Several available commercial wheat varieties and experimental lines were evaluated during the past 3 years. Fertilizer application rates and dates are noted on Table 1. Tests were planted into a prepared seedbed one inch deep at a seeding rate of 110 lb/ac. Planting dates were early September normally, however, in 1992 the planting date was September 14. Plot size was 4 x 12 ft, with four replications. Plots were harvested on five dates with a Hege plot harvester at a cutting height of 2 inches. Wheat forage was approximately 10 inches tall during the first harvest on November 23. The commercial varieties demonstrating best seedling vigor and more rapid fall growth were FLA 302 and Buckshot DS2368, although several experimentals outperformed the released varieties. The second harvest date was January 26, indicating good winter growth. Buckshot DS2368 and FLA 302 were the higher yielding varieties, however, several experimental lines also yielded well. On the February 24 harvest, yields of all entries were quite low and were similar in yield. On the March 29 harvest, Pioneer 2548 and experimental NF 222 produced the better yields. The last harvest was on April 22 when most yields were between 700 and 900 lbs/ac without much real differences. The highest total season forage yield was produced by experimental TX83-50 followed by several experimental lines. FLA 302 was the highest yielding variety. No winterkill occurred on small grains in 1992-93. Winterkill can occur on wheat in Texas. However, wheat is significantly more winterhardy than oats. A three-year mean is presented for those few varieties tested the past three years. Over a 3-year period, there was little difference between varieties. Differences in yield between varieties of less than the LSD (note under each column) may be due to experimental error and should not be considered significant.

Application. The data presented should be useful in selecting wheat varieties for forage production for your farm. Depending on variety availability, compare forage yields and seed prices to determine which variety you want to plant. If the wheat may be harvested for grain, grain yields, agronomic characteristics, and disease ratings of these varieties can be found elsewhere in this field day report.

Table 1. Wheat forage variety test, Overton, Texas for 1992-93.

Variety	Harvest Dates					Yield Total	3 Year Mean
	11-23	1-26	2-24	3-29	4-22		
	-----pounds of dry matter per acre-----						
TX83-50*	985	1286	653	894	747	4565	--**
AR 26413B*	1140	1771	411	408	761	4491	--
TX82-11*	842	1112	636	928	843	4361	--
TX86-78-2*	840	1483	466	539	982	4310	--
TX84-146-2*	728	1271	559	1106	584	4248	--
NF 222*	847	766	500	1297	802	4212	4274
TX86-106H*	713	1229	534	708	981	4165	--
TX85-264	966	1525	499	255	853	4098	3807
FLA 302	660	1340	470	702	851	4023	4195
SWM 14240*	603	1097	333	943	978	3954	--
TX84-25-2-2*	698	1444	541	482	749	3914	--
TX84-174-2*	607	1321	442	568	841	3779	--
Buckshot D2368	812	1460	471	255	773	3771	--
2180	684	1056	440	770	726	3676	--
TX85-161-1*	741	1088	469	579	748	3625	--
TX82-50-1*	896	948	340	592	782	3558	--
TX86-50*	585	948	435	856	715	3539	--
TX85-119*	450	711	410	1210	669	3451	--
TX84-132-2*	255	931	488	923	795	3392	--
Pioneer 2548	160	614	426	1288	728	3216	3853
NF 126*	600	550	366	949	746	3211	3825
TX84-26-2-6*	388	886	483	615	813	3185	--
TX84-168-2*	407	1048	439	486	803	3183	--
TX86D1332*	135	304	341	1004	795	2579	--
TAM 109	109	224	463	842	636	2274	3283
Mean	634	1057	465	768	788	3711	
LSD (0.10)	393	304	189	304	245	767	

Planted September 14, 1992.

Fertilization Preplant 25 lb N, 100 lb P₂O₅ and 100 lbs of K₂O/ac. Topdressed with 48 lb N, 18 lb P₂O₅ and 36 lbs of K₂O/ac on December 8, 1992. This test was topdressed again on March 9, 1993 with 61 lbs of N/ac.

Herbicide: Glean was applied postemergence at two leaf stage at a rate of 0.3 oz/ac.

*Experimental line, seed is presently not available.

**Line not tested over last three years.