



Search for heavy resonances decaying into a vector boson and a Higgs boson in final states with charged leptons, neutrinos, and b quarks



The CMS Collaboration ^{*}

CERN, Switzerland

ARTICLE INFO

Article history:

Received 25 October 2016
 Received in revised form 28 December 2016
 Accepted 15 February 2017
 Available online 22 February 2017
 Editor: M. Doser

Keywords:

CMS
 Physics
 B2G
 Diboson
 VH
 Semileptonic

ABSTRACT

A search for heavy resonances decaying to a Higgs boson and a vector boson is presented. The analysis is performed using data samples collected in 2015 by the CMS experiment at the LHC in proton–proton collisions at a center-of-mass energy of 13 TeV, corresponding to integrated luminosities of 2.2–2.5 fb⁻¹. The search is performed in channels in which the vector boson decays into leptonic final states ($Z \rightarrow \nu\nu$, $W \rightarrow \ell\nu$, and $Z \rightarrow \ell\ell$, with $\ell = e, \mu$), while the Higgs boson decays to collimated b quark pairs detected as a single massive jet. The discriminating power of a jet mass requirement and a b jet tagging algorithm are exploited to suppress the standard model backgrounds. The event yields observed in data are consistent with the background expectation. In the context of a theoretical model with a heavy vector triplet, a resonance with mass less than 2 TeV is excluded at 95% confidence level. The results are also interpreted in terms of limits on the parameters of the model, improving on the reach of previous searches.

© 2017 The Author. Published by Elsevier B.V. This is an open access article under the CC BY license (<http://creativecommons.org/licenses/by/4.0/>). Funded by SCOAP³.

1. Introduction

The discovery of a Higgs boson H at the CERN LHC [1–3] suggests that the standard model (SM) mechanism that connects electroweak (EW) symmetry breaking to the generation of particle masses is largely correct. However, the relatively light value of the Higgs boson mass $m_H = 125.09 \pm 0.21$ (stat) ± 0.11 (syst) GeV [4–7] leaves the hierarchy problem unsolved [8], pointing to phenomena beyond the SM, which could be unveiled by searches at the LHC. Many theories that incorporate phenomena beyond the SM postulate the existence of new heavy resonances coupled to the SM bosons. Among them, weakly coupled spin-1 Z' [9,10] and W' models [11] or strongly coupled Composite Higgs [12–14], and Little Higgs models [15–17] have been widely discussed.

A large number of models are generalized in the heavy vector triplet (HVT) framework [18], which introduces one neutral (Z') and two electrically charged (W') heavy resonances. The HVT model is parametrized in terms of three parameters: the strength g_V of a new interaction; the coupling c_H between the heavy vector bosons, the Higgs boson, and longitudinally polarized SM vector bosons; and the coupling c_F between the HVT bosons and the SM fermions. In the HVT scenario, model B with parameters $g_V = 3$, $c_H = 0.976$, and $c_F = 1.024$ [18] is used as the benchmark. With

these values, the couplings of the heavy resonances to fermions and to SM bosons are similar, yielding a sizable branching fraction for the heavy resonance decay into a SM vector boson W or Z (generically labeled as V) and a Higgs boson [18].

Bounds from previous searches [19–22] require the masses of these resonances to be above 1 TeV in the HVT framework. In this mass region, the two bosons produced in the resonance decay would have large Lorentz boosts in the laboratory frame. When decaying, each boson would generate a pair of collimated particles, a distinctive signature, which can be well identified in the CMS experiment. Because of the large predicted branching fraction, the decay of high-momentum Higgs bosons to $b\bar{b}$ final states is considered. The Higgs boson is reconstructed as one unresolved jet, tagged as containing at least one bottom quark. Backgrounds from single quark and gluon jets are reduced by a jet mass requirement. In order to discriminate against the large multijet background, the search is focused on the leptonic decays of the vector bosons ($Z \rightarrow \nu\nu$, $W \rightarrow \ell\nu$, and $Z \rightarrow \ell\ell$, with $\ell = e, \mu$).

The main SM background process is the production of vector bosons with additional hadronic jets (V+jets). The estimation of this background is based on events in signal-depleted jet mass sidebands, with a transfer function, derived from simulation, from the sidebands to the signal-enriched region. Top quark production also accounts for a sizable contribution to the background in 1ℓ final states, and is determined from simulation normalized to data in dedicated control regions. Diboson production processes, includ-

^{*} E-mail address: cms-publication-committee-chair@cern.ch.

ing pairs of vector bosons (VV) and the SM production of a Higgs boson and vector boson (VH), represent minor contributions to the overall background and are estimated from simulation. A signal would produce a localized excess above a smoothly falling background in the distribution of the kinematic variable m_{VH} , whose definition and relationship to the resonance mass m_X depends on the final state. Results are interpreted in the context of HVT models in the benchmark scenario B [18].

2. Data and simulated samples

The data samples analyzed in this study were collected with the CMS detector in proton–proton collisions at a center-of-mass energy of 13 TeV during 2015. The samples correspond to integrated luminosities of 2.2–2.5 fb⁻¹, depending on the final state considered.

Simulated signal events are generated at leading order (LO) according to the HVT model B [18] with the MADGRAPH5_AMC@NLO v5.2.2 matrix element generator [23]. The Higgs boson is required to decay into a $b\bar{b}$ pair, and the vector boson into leptons. A contribution from vector boson decays into τ leptons is also included through subsequent decays to e or μ that satisfy the event selection. Different m_X hypotheses in the range 800 to 4000 GeV are considered, assuming a resonance width narrow enough (0.1% of the resonance mass) to be negligible with respect to the experimental resolution. This approximation is valid in a large fraction of the HVT parameter space, and will be discussed in Section 8.

The analysis utilizes a set of simulated samples to characterize the main SM background processes. Samples of V+jets events are produced with MADGRAPH5_AMC@NLO and normalized to the next-to-next-to-leading-order (NNLO) cross section, computed using FEWZ v3.1 [24]. The V boson p_T spectra are corrected to account for next-to-leading-order (NLO) QCD and EW contributions [25]. Top quark pair production is simulated with the NLO POWHEG v2 generator [26–28] and rescaled to the cross section value computed with Top++ v2.0 [29] at NNLO. Minor SM backgrounds, such as VV and VH production, and single top quark (t+X) production in s-channel, t-channel, and in tW associated production, are simulated at NLO with MADGRAPH5_AMC@NLO. Multijet production is simulated at leading order with the same generator.

Parton showering and hadronization processes are simulated by interfacing the event generators to PYTHIA 8.205 [30,31] with the CUETP8M1 [32,33] tune. The NNPDF 3.0 [34] parton distribution functions (PDFs) are used to model the momentum distribution of the colliding partons inside the protons. Generated events, including additional proton–proton interactions within the same bunch crossing (pileup) at the level observed during 2015 data taking, are processed through a full detector simulation based on GEANT4 [35] and reconstructed with the same algorithms used for data.

3. CMS detector

The central feature of the CMS detector is a superconducting solenoid of 6 m internal diameter. Within the solenoid volume are a silicon pixel and strip tracker, a lead tungstate crystal electromagnetic calorimeter (ECAL), and a brass and scintillator hadron calorimeter (HCAL), each composed of a barrel and two endcap sections. Forward calorimeters extend the pseudorapidity [36] coverage provided by the barrel and endcap detectors. Muons are measured in gas-ionization detectors embedded in the steel flux-return yoke outside the solenoid.

The silicon tracker measures charged particles within the pseudorapidity range $|\eta| < 2.5$. It consists of 1440 silicon pixel and 15 148 silicon strip detector modules and is located in the 3.8 T

field of the solenoid. For nonisolated particles of transverse momentum $1 < p_T < 10$ GeV and $|\eta| < 1.4$, the track resolutions are typically 1.5% in p_T and 25–90 (45–150) μm in the transverse (longitudinal) impact parameter [37]. The ECAL provides coverage up to $|\eta| < 3.0$. The dielectron mass resolution for $Z \rightarrow ee$ decays when both electrons are in the ECAL barrel is 1.9%, and is 2.9% when both electrons are in the endcaps. The HCAL covers the range of $|\eta| < 3.0$, which is extended to $|\eta| < 5.2$ through forward calorimetry. Muons are measured in the pseudorapidity range $|\eta| < 2.4$, with detection planes made using three technologies: drift tubes, cathode strip chambers, and resistive-plate chambers. Combining muon tracks with matching tracks measured in the silicon tracker results in a p_T resolution of 2–10% for muons with $0.1 < p_T < 1$ TeV [38].

The first level (L1) of the CMS trigger system, composed of custom hardware processors, uses information from the calorimeters and muon detectors to select the most interesting events in a fixed time interval of less than 4 μs . The high-level trigger (HLT) processor farm further decreases the event rate from around 100 kHz to about 1 kHz, before data storage.

A detailed description of the CMS detector, together with a definition of the coordinate system used and the relevant kinematic variables, can be found in Ref. [36].

4. Event reconstruction

In CMS, a global event reconstruction is performed using a particle-flow (PF) algorithm [39,40], which uses an optimized combination of information from the various elements of the CMS detector to reconstruct and identify individual particles produced in each collision. The algorithm identifies each reconstructed particle either as an electron, a muon, a photon, a charged hadron, or a neutral hadron.

The PF candidates are clustered into jets using the anti- k_T algorithm [41] with a distance parameter $R = 0.4$ (AK4 jets) or $R = 0.8$ (AK8 jets). In order to suppress the contamination from pileup, charged particles not originating from the primary vertex, taken to be the one with the highest sum of p_T^2 over its constituent tracks, are discarded. The residual contamination removed is proportional to the event energy density and the jet area estimated using the FASTJET package [42,43]. Jet energy corrections, extracted from simulation and data in multijet, γ +jets, and Z+jets events, are applied as functions of the transverse momentum and pseudorapidity to correct the jet response and to account for residual differences between data and simulation. The jet energy resolution amounts typically to 5% at 1 TeV [44]. Jets are required to pass an identification criterion, based on the jet composition in terms of the different classes of PF candidates, in order to remove spurious jets arising from detector noise. The pruning algorithm [45], which is designed to remove contributions from soft radiation and additional interactions, is applied to AK8 jets. The pruned jet mass m_j is defined as the invariant mass associated with the four-momentum of the pruned jet, after the application of the jet energy corrections [44]. The AK8 jets are split into two subjets using the soft drop algorithm [46,47].

The combined secondary vertex algorithm [48] is used for the identification of jets that originate from b quarks (b tagging). The algorithm uses the tracks and secondary vertices associated with AK4 jets or AK8 subjets as inputs to a neural network to produce a discriminator with values between 0 and 1, with higher values indicating a higher b quark jet probability. The loose and the tight operating points are about 85 and 50% efficient, respectively, for b jets with p_T of about 100 GeV, with a false-positive rate for light-flavor jets of about 10 and 0.1%.

The missing transverse momentum vector \vec{p}_T^{miss} is defined as the projection of the negative vectorial sum of the momenta of all PF candidates onto the plane perpendicular to the beams, and its magnitude is referred to as E_T^{miss} . The missing hadronic activity H_T^{miss} is defined as the magnitude of the negative vectorial sum of the transverse momenta of all AK4 jets with $p_T > 20$ GeV. Corrections for the E_T^{miss} detector response and resolution are derived from γ +jets and Z+jets events, and applied to simulated events [49].

Electrons are reconstructed in the fiducial region $|\eta| < 2.5$ by matching the energy deposits in the ECAL with tracks reconstructed in the tracker [50]. The electron identification is based on the distribution of energy deposited along the electron trajectory, the direction and momentum of the track in the inner tracker, and its compatibility with the primary vertex of the event. Additional requirements are applied to remove electrons produced by photon conversions. Electrons are further required to be isolated from other activity in the detector. The electron isolation parameter is defined as the sum of transverse momenta of all the PF candidates (excluding the electron itself) within $\Delta R = \sqrt{(\Delta\eta)^2 + (\Delta\phi)^2} < 0.3$ around the electron direction, after the contributions from pileup and other reconstructed electrons are removed. Photons are reconstructed as energy clusters in the ECAL, and are distinguished from jets and electrons using information that includes isolation and the transverse shape of the ECAL energy deposit.

Muons are reconstructed within the acceptance of the CMS muon systems, $|\eta| < 2.4$, using the information from both the muon spectrometer and the silicon tracker [38]. Muon candidates are identified via selection criteria based on the compatibility of tracks reconstructed from silicon tracker information only with tracks reconstructed from the combination of the hits in both the tracker and muon detector. Additional requirements are based on the compatibility of the trajectory with the primary vertex, and on the number of hits observed in the tracker and muon systems. The muon isolation is computed from reconstructed tracks within a cone $\Delta R < 0.3$ around the muon direction, ignoring the muon itself.

Hadronically decaying τ leptons are reconstructed combining one or three hadronic charged PF candidates with up to two neutral pions, the latter also reconstructed by the PF algorithm from the photons arising from the $\pi^0 \rightarrow \gamma\gamma$ decay [51].

5. Event selection

The set of criteria used to identify the Higgs boson candidate is the same for each event category. The highest- p_T AK8 jet in the event is required to have $p_T > 200$ GeV and $|\eta| < 2.5$. The pruned jet mass m_j must satisfy $105 < m_j < 135$ GeV. The region $65 < m_j < 105$ GeV is not used, to avoid overlaps with searches targeting resonant VV final states. In order to discriminate against the copious vector boson production in association with light-flavored jets, events are classified according to the number of subjects (1 or 2) passing the loose b tagging selection; those failing this requirement are discarded.

Events are divided into categories depending on the number (0, 1, or 2) and flavor (e or μ) of the reconstructed charged leptons, and the presence of either 1 or 2 b-tagged subjects in the AK8 jet. The two categories with no charged leptons are referred to collectively as the zero-lepton (0ℓ) channel. Similarly, the single-lepton (1ℓ) and double-lepton (2ℓ) channels each comprise four categories. In total, 10 exclusive categories are defined.

In the 0ℓ channel, candidate signal events are expected to have a large E_T^{miss} due to the boosted Z boson decaying into a pair of neutrinos, which escape undetected. Data are collected using triggers that require E_T^{miss} or H_T^{miss} greater than 90 GeV, without

including muons in the E_T^{miss} or H_T^{miss} computation. A stringent selection is applied to the reconstructed E_T^{miss} , which is required to be greater than 200 GeV, to ensure that the trigger is fully efficient. The copious multijet production is greatly suppressed by imposing requirements on the minimum azimuthal angular separations between jets and the missing transverse momentum vector, $\Delta\phi(\text{jet}, \vec{p}_T^{\text{miss}})$. All the AK8 and AK4 jets in the event must satisfy $\Delta\phi(\text{jet}, \vec{p}_T^{\text{miss}}) > 0.5$. The Higgs boson jet candidate must fulfill the tighter requirement $\Delta\phi(\text{jet}, \vec{p}_T^{\text{miss}}) > 2$ and additional criteria designed to remove events arising from detector noise. Events containing isolated leptons with $p_T > 10$ GeV, hadronically-decaying τ leptons with $p_T > 18$ GeV, and photons with $p_T > 15$ GeV are removed in order to reduce the contribution of other SM processes. The $t\bar{t}$ background contribution is reduced by removing events in which any AK4 jet, excluding the Higgs boson jet candidate, is b tagged using the loose operating point. Because of the lack of visible decay products from the Z boson, reconstruction of the resonance mass is not directly viable. Instead, the Higgs boson jet momentum and the \vec{p}_T^{miss} are used to compute the transverse mass $m_{\text{VH}}^{\text{T}} = \sqrt{2E_T^{\text{miss}}E_T^{\text{jet}}[1 - \cos\Delta\phi(\text{jet}, \vec{p}_T^{\text{miss}})]}$. This variable is utilized as an estimator of m_{H} for the 0ℓ channel.

Events in the 1ℓ channel are collected requiring one lepton to be reconstructed online. The p_T threshold at trigger level is 105 GeV for electrons and 45 GeV for muons. Offline, events are accepted if there is exactly one reconstructed electron or muon with p_T larger than 135 GeV or 55 GeV, respectively, passing restrictive selection criteria. Events with additional leptons passing looser selections, or hadronically decaying τ leptons, are discarded. In the single-electron channel, multijet background is reduced by requiring $E_T^{\text{miss}} > 80$ GeV. Azimuthal angular separations $\Delta\phi(\ell, \vec{p}_T^{\text{miss}}) < 2$ and $\Delta\phi(\text{jet}, \vec{p}_T^{\text{miss}}) > 2$ are required to select a back-to-back topology. As for the 0ℓ selection, events with additional b-tagged AK4 jets are vetoed. The four-momentum of the W boson candidate is quantified using a kinematic reconstruction of the neutrino momentum. The components of the neutrino momentum in the transverse plane are assumed to be equal to \vec{p}_T^{miss} . By constraining the invariant mass of the charged lepton and neutrino to be equal to the W boson mass, a quadratic equation is derived for the longitudinal component of the neutrino momentum, p_z^{ν} . The reconstructed p_z^{ν} is chosen to be the real solution with the lower magnitude or, where both the solutions are complex, the real part with the lowest value. If the W boson has a transverse momentum greater than 200 GeV, it is used to construct the resonance candidate mass m_{VH} , otherwise the event is discarded.

The 2ℓ channel accepts events collected with the same triggers as in the 1ℓ channel. An additional isolated electron or muon with $p_T > 20$ GeV, with the same flavor as the leading one and opposite charge, is required to be reconstructed and identified. In order to increase the signal efficiency, a looser identification requirement is applied to both electrons, and one of the two muons is allowed to be identified only in the tracker. If the isolation cones of the two muons overlap, the contribution of one is subtracted from the isolation calculation of the other in each case. The Z boson candidates are retained only if the dilepton invariant mass lies between 70 and 110 GeV. The transverse momentum of the Z boson candidate is required to be at least 200 GeV, otherwise the event is removed. Additionally, the separation in η and ϕ between the Z boson candidate and the Higgs boson jet is required to satisfy $|\Delta\eta(\text{Z}, \text{jet})| < 5$ and $\Delta\phi(\text{Z}, \text{jet}) > 2.5$. Since the $t\bar{t}$ contribution is small, no veto on additional b-tagged AK4 jets is applied. The resonance candidate mass m_{VH} is defined as the invariant mass of the Z boson and the AK8 jet.

The signal efficiency for the combined 0ℓ , 1ℓ , and 2ℓ channels following these selections is 20–30% for the 2 b-tagged subset cat-

egories for a resonance mass $m_X = 1$ TeV, decreasing to about 10% for $m_X = 4$ TeV. This reduction is due to the degradation of track reconstruction and b tagging performances at very large p_T , and to the smaller angle between the two b quarks, which tend to be reconstructed in one single subjet. The loss of efficiency is recovered by the 1 b-tagged subjet categories, which provide an additional 10% signal efficiency at $m_X = 1$ TeV, and 20% at $m_X = 4$ TeV.

6. Estimated and observed background

The main source of background events originates from the production of a vector boson in association with jets, and the subsequent decay of the vector boson into one of the considered leptonic final states. This background is relevant both when genuine b jets are identified and when a jet originating from a lighter quark or a gluon is misidentified as originating from a b quark. In the 1ℓ and 2ℓ channels, the main contributions are due to $W \rightarrow \ell\nu$ and $Z \rightarrow \ell\ell$ processes, respectively. In the 0ℓ channel $Z \rightarrow \nu\nu$ and $W \rightarrow \ell\nu$ processes account for approximately 60% and 40% of the V+jets background, respectively. In the latter case, the lepton is either emitted outside the detector acceptance, or is not reconstructed and identified. A sizable background originates from b jets and W bosons from decays of pair-produced top quarks. Minor contributions come from t+X, VV, VH, and multijet processes.

The normalization of the top quark background ($t\bar{t}$ and t+X) is determined in top quark enriched control regions where the simulated m_j and m_{VH} distributions are also checked against data. Four top quark control regions are defined, depending on the number of reconstructed leptons (0 or 1) and the number of b-tagged subjets (1 or 2). The top quark control regions are defined by inverting the b tagging veto on the AK4 jets in the event, and by applying a tight b tagging selection to obtain a $t\bar{t}$ sample with higher purity. Data are found to be in agreement with the shape of the simulated m_j and m_{VH} distributions. Multiplicative scale factors are derived for each region from the difference in normalization between data and simulation, after subtracting the contribution of the other backgrounds from the data. These factors, reported in Table 1, are applied to correct the normalization of the $t\bar{t}$ and t+X background. In the dilepton channel, due to the small number of events, the $t\bar{t}$ normalization and shape are taken from simulation.

The contribution of the dominant V+jets background is estimated through a procedure based on data. Signal-depleted samples are defined, containing events that pass all selections described in Section 5 apart from the requirement on the pruned jet mass. Two m_j sidebands (SB) are considered, and used to predict the background contributions in the signal region (SR). The lower and upper sidebands accept events falling in the ranges $30 < m_j < 65$ GeV and $m_j > 135$ GeV, respectively. Analytic functions are fitted to the distributions of m_j found in simulation, considering separately V+jets, $t\bar{t}$ and t+X, and all SM diboson production processes. The m_j spectrum in V+jets events consists of a smoothly falling distribution, while diboson samples present one or two peaks corresponding to the W/Z and Higgs boson masses. Top quark samples have instead one peak in the m_j spectrum for hadronically decaying W bosons and one for the top quark itself, in events where the hadronic W boson or top quark is reconstructed within the selected AK8 jet.

The shape and normalization of the m_j distribution for the main V+jets background is extracted from a fit of the sum of all contributing processes to the SB data, after fixing the shape and normalization of the subdominant backgrounds. The fits to the m_j distributions are shown in Fig. 1. The normalization of the diboson processes is derived from simulation, while the top quark normalization is taken from the control regions with the exception of the dilepton channels. The procedure is repeated selecting an alterna-

Table 1

Scale factors derived for the normalization of the estimated $t\bar{t}$ and t+X backgrounds from simulation, for different event categories. Electron and muon categories are merged. Uncertainties due to the limited size of the event samples (stat) and the uncertainty in the b tagging efficiency (syst) are reported separately.

Category		Scale factor	Stat	Syst
1 b tag	1ℓ	0.82	± 0.03	± 0.04
	0ℓ	0.85	± 0.06	± 0.04
2 b tag	1ℓ	0.83	± 0.07	± 0.04
	0ℓ	0.54	± 0.13	± 0.02

tive function to model the m_j distribution for the main background. The difference between the results obtained with the main and the alternative function is considered as a systematic uncertainty. The number of expected and observed events in the SR are reported separately for each category in Table 2. A deficit of 2.4 standard deviations is observed in the 1μ , 2 b tag category.

The shape of the V+jets background distribution in the m_{VH} variable is obtained via a transfer function determined from simulation as:

$$\alpha(m_{VH}) = \frac{N_{SR}^{\text{sim},V+\text{jets}}(m_{VH})}{N_{SB}^{\text{sim},V+\text{jets}}(m_{VH})} \quad (1)$$

where $N_{SR}^{\text{sim},V+\text{jets}}(m_{VH})$, $N_{SB}^{\text{sim},V+\text{jets}}(m_{VH})$ are two-parameter probability density functions determined from the m_{VH} spectra in the SR and the SB of the simulated V+jets sample, respectively. The ratio $\alpha(m_{VH})$ accounts for the correlations and the small kinematic differences involved in the interpolation from the sidebands to the SR, and is largely independent of the shape uncertainties and the assumptions on the overall cross section. The shape of the main background is extracted from data in the m_j sidebands, after multiplying the obtained distribution by the $\alpha(m_{VH})$ ratio. The overall predicted background distribution in the SR, $N_{SR}^{\text{pred}}(m_{VH})$, is given by the following relation:

$$N_{SR}^{\text{pred}}(m_{VH}) = N_{SB}^{\text{obs},V+\text{jets}}(m_{VH}) \alpha(m_{VH}) + N_{SR}^{\text{sim},t\bar{t}}(m_{VH}) + N_{SR}^{\text{sim},VV}(m_{VH}) \quad (2)$$

where $N_{SB}^{\text{obs},V+\text{jets}}(m_{VH})$ is the probability distribution function obtained from a fit to data in the m_j sidebands of the sum of the background components, and $N_{SR}^{\text{sim},t\bar{t}}(m_{VH})$ and $N_{SR}^{\text{sim},VV}(m_{VH})$ are the $t\bar{t}$ and diboson components, respectively, fixed to the shapes and normalizations derived from the simulated samples and control regions. The observed data in the SR are in agreement with the predicted background, as shown in Fig. 2.

The validity and robustness of this method is tested on data by splitting the lower m_j sideband in two and predicting shape and normalization of the intermediate sideband from the lower and upper sidebands. The number of events and distributions found in data are compatible with the prediction within the systematic uncertainties.

The shape of the reconstructed signal mass distribution is extracted from the simulated signal samples. The signal shape is parametrized separately for each channel with a Gaussian peak and a power law to model the lower tails. The resolution of the reconstructed m_{VH} is given by the width of the Gaussian core for the 1ℓ and 2ℓ channels and by the RMS of the m_{VH}^T distribution in the 0ℓ channel, and is found to be 10–16%, 8–5%, 5–3% of m_X in the 0ℓ , 1ℓ , and 2ℓ channels, respectively, when going from low to high resonance masses.

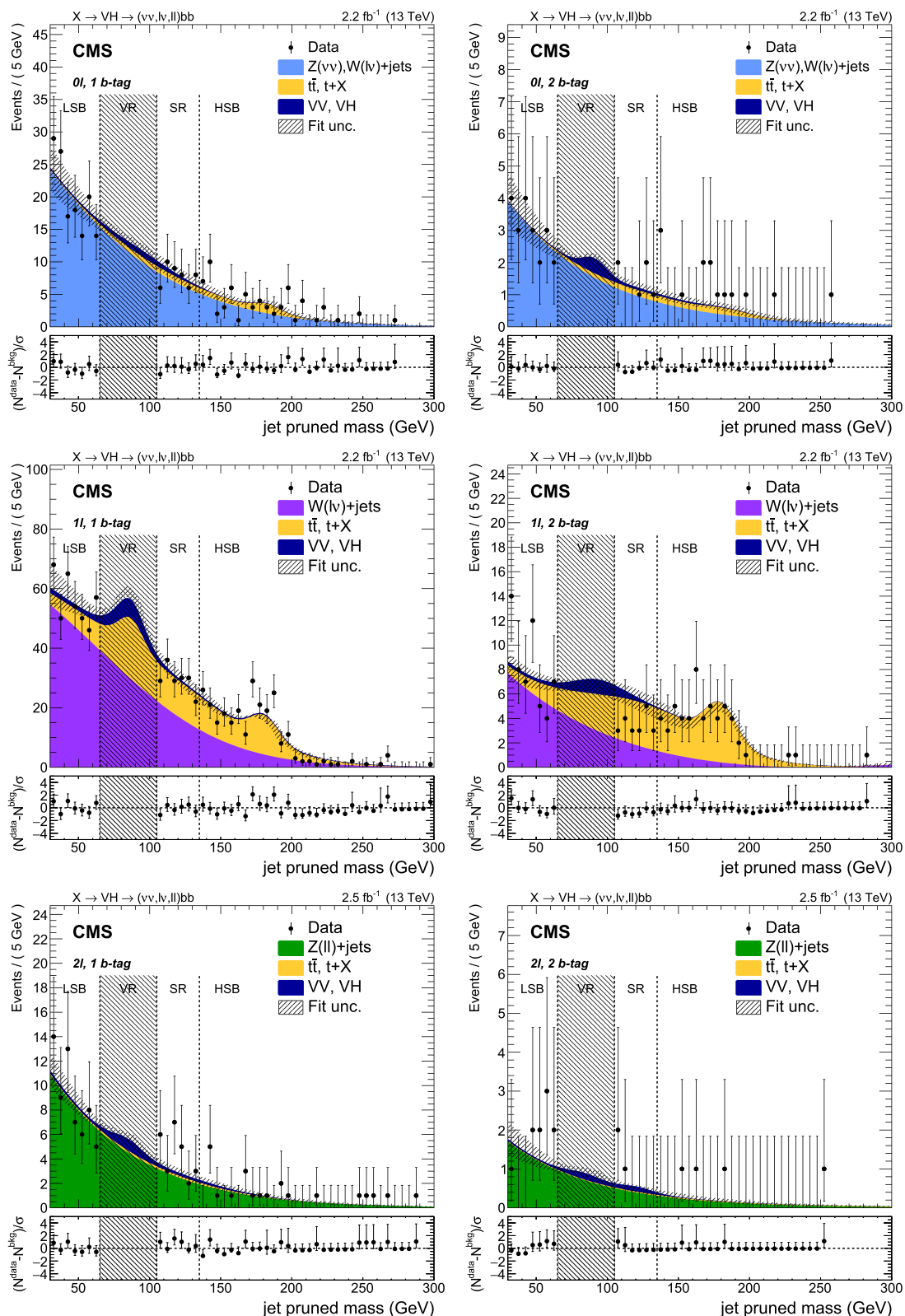


Fig. 1. Pruned jet mass distribution of the leading AK8 jet in the 0ℓ (upper), 1ℓ (middle), and 2ℓ (lower) categories, and separately for the 1 (top) and 2 (bottom) b-tagged subjet selections. The shaded band represents the uncertainty from the fit to data in the pruned jet mass sidebands. The observed data are indicated by black markers. The dashed vertical lines separate the lower (LSB) and upper (HSB) sidebands, the W and Z bosons mass region (VR), and the signal region (SR). The bottom panels report the pulls in each bin, $(N^{\text{data}} - N^{\text{bkg}})/\sigma$, where σ is the Poisson uncertainty in data. The error bars represent the normalized Poisson errors on the data. (For interpretation of the colors in this figure, the reader is referred to the web version of this article.)

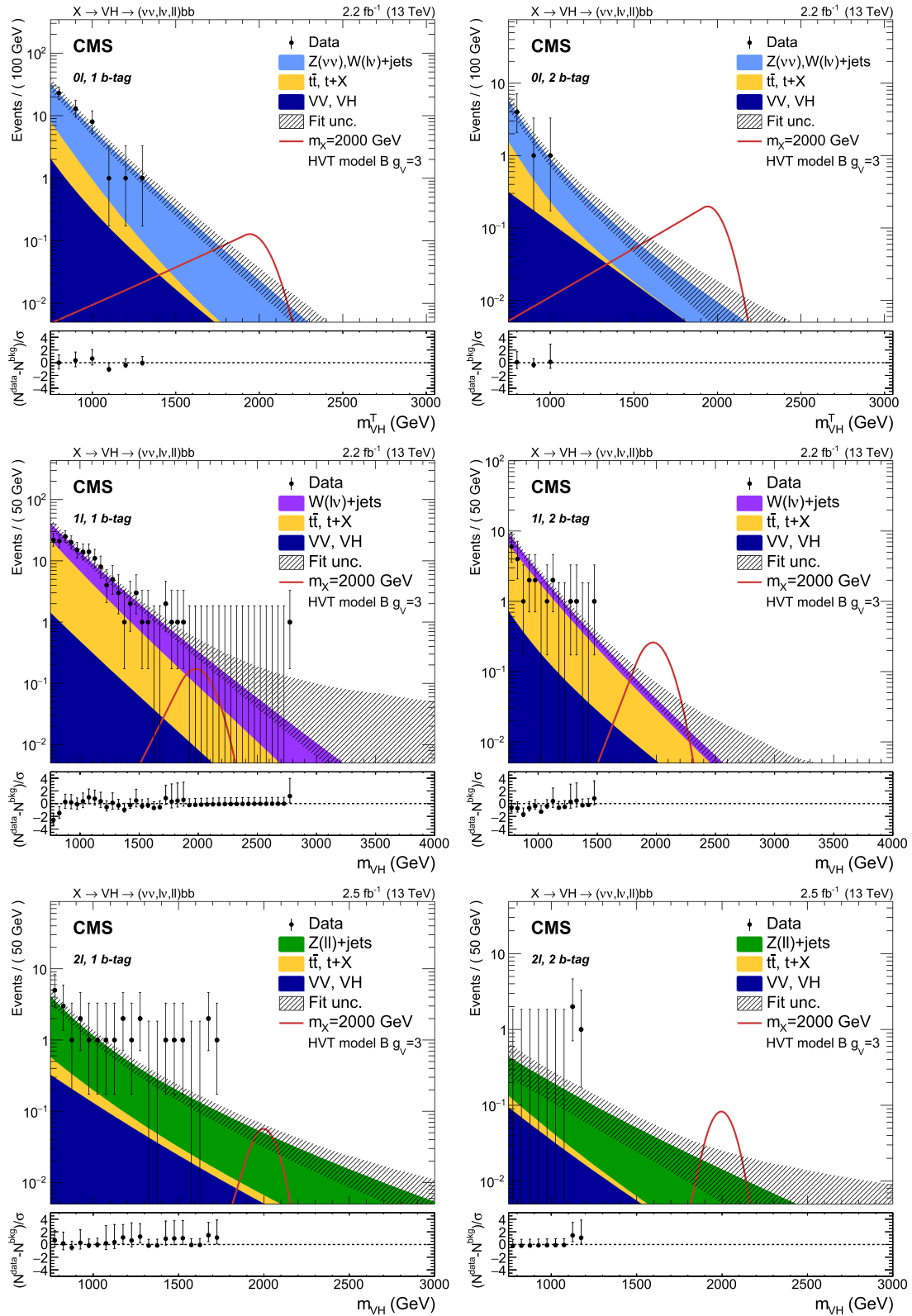


Fig. 2. Resonance candidate mass m_{VH} distributions in the 0ℓ (upper), 1ℓ (middle), and 2ℓ (lower) categories, and separately for the 1 (top) and 2 (bottom) b-tagged subject selections. The expected background events are shown with the filled area, and the shaded band represents the total background uncertainty. The observed data are indicated by black markers, and the potential contribution of a resonance with $m_X = 2000$ GeV produced in the context of the HVT model B with $g_V = 3$ is shown with a solid red line. The bottom panels report the pulls in each bin, $(N^{\text{data}} - N^{\text{bkg}}) / \sigma$, where σ is the Poisson uncertainty in data. The error bars represent the normalized Poisson errors on the data. (For interpretation of the references to color in this figure legend, the reader is referred to the web version of this article.)

Table 2

Expected and observed numbers of events in the signal region, for all event categories. Three separate sources of uncertainty in the expected numbers are reported: statistical uncertainty from the fit procedure (fit), the shape of the top quark and diboson background distributions ($t\bar{t}$, VV), and the difference between the nominal and alternative function choice for the fit (alt. function).

Category		Events		Uncertainties		
		Observed	Expected	Fit	$t\bar{t}$, VV	Alt. function
1 b tag	0 ℓ	47	49.5	± 8.5	± 0.4	± 6.9
	1e	57	73	± 23	± 1	± 6
	1 μ	119	123	± 8	± 1	± 5
	2e	7	4.8	± 1.1	± 0.1	± 1.0
	2 μ	19	13.2	± 1.8	± 0.1	± 0.8
2 b tag	0 ℓ	6	8.0	± 1.3	± 0.2	± 1.2
	1e	7	8.7	± 1.0	± 0.3	± 0.5
	1 μ	14	29.5	± 3.4	± 1.0	± 0.9
	2e	2	1.1	± 0.5	± 0.1	± 0.1
	2 μ	1	1.9	± 0.7	< 0.1	± 0.3

7. Systematic uncertainties

The sensitivity of this analysis is limited by statistical rather than systematic uncertainties.

The systematic uncertainty in the V+jets background yield is dominated by the statistical uncertainty associated with the number of data events in the m_j sideband. Minor contributions arise from the propagation of the uncertainties in the shape of the function modeling the m_j distributions of the $t\bar{t}$ and VV backgrounds. The $t\bar{t}$ and t+X normalization uncertainty, in the 0 ℓ and 1 ℓ categories, originates from the limited number of events in the top quark control regions. The diboson normalization uncertainty depends on the propagation of the theoretical uncertainties in the relevant phase space, and is estimated to be 20%. Given the rather large scale factor observed in the 0 ℓ , 2 b tag $t\bar{t}$ control region, the top quark normalization uncertainty in the 2 ℓ category is conservatively taken to be 50%.

The uncertainties in the V+jets background shape are estimated from the covariance matrix of the fit to data of the m_{VH} distribution in the sideband regions and from the uncertainties in the modeling of the $\alpha(m_{VH})$ ratio, which depends on the number of data and simulation events, respectively.

Other sources of uncertainty affect both the normalization and shape of the simulated signal and the subdominant backgrounds. The uncertainties in the trigger efficiency and the electron, muon, and τ lepton reconstruction, identification, and isolation are evaluated through specific studies of events with dilepton masses in the region of the Z peak, and amount to a 6–8% uncertainty for the categories with charged leptons, and 3% in the 0 ℓ categories. In the 1 ℓ and 2 ℓ categories, the lepton energy scale and resolution are propagated to the signal shape, and the resulting uncertainties in the mean and the width of the signal model are estimated to be as large as 16% and 10%, respectively, depending on the lepton flavor and signal mass. The jet energy scale and resolution [44] affect both shape and selection efficiencies. The jet energy corrections, propagated to the jet mass, are also taken into account, and are responsible for a 5% variation in the background, and a variation of 1–3%, depending on the mass hypothesis, in the number of signal events. The jet energy resolution accounts for an additional 2–3% uncertainty. The effects are propagated to the m_{VH} distributions and considered as uncertainties in the subdominant backgrounds and signal samples. As a result, in the signal sample a 0.3% uncertainty is assigned to the mean of the signal shape, and 1.0% to the width.

The efficiency for signal events to enter the SR jet mass window is evaluated with herwig [52,53] as an alternative showering algorithm. The 7% difference observed with respect to the default pythia showering is taken to be the systematic uncertainty.

Uncertainties on the b tagging efficiency [48] represent the largest source of normalization uncertainty for samples that are not normalized to data. For the signal efficiency, these uncertainties in the yield of between 4–15% and 8–30%, depending on m_{VH} , are estimated in the 1 and 2 b-tagged subject categories, respectively; for background events, respective uncertainties of 5 and 12% are found in the two cases. An additional 10% b tagging uncertainty is assigned to the $t\bar{t}$ background to account for the extrapolation from the top quark control region to the SR.

The factorization and renormalization scale uncertainties associated with the event generators are estimated by varying the corresponding scales up and down by a factor of 2, and are responsible for a 5% normalization variation in the estimated diboson background. The effect of these scale uncertainties is propagated to the $t\bar{t}$ and VV background distributions, and the difference in the m_{VH} distribution parameters is taken as an additional shape uncertainty. The effect on the signal shape modeling is negligible, and the resulting normalization uncertainty is 4–12%, depending on m_{VH} .

Additional systematic uncertainties affecting the normalization of backgrounds and signal from pileup contributions (3 and 0.5%), integrated luminosity (2.7%) [54], E_T^{miss} scale and resolution (1% in the 0 ℓ channel), and the choice of PDFs [55] (3% for acceptance, and 4–18% for signal normalization) are also included in the analysis.

8. Results and interpretation

Results are obtained from a combined signal and background fit to the unbinned m_{VH} distribution, based on a profile likelihood. Systematic uncertainties are treated as nuisance parameters and are profiled in the statistical interpretation [56–59]. The background-only hypothesis is tested against the $X \rightarrow VH$ signal in the ten categories. The asymptotic modified frequentist method is used to determine limits at 95% confidence level (CL) on the contribution from signal. Limits are derived on the product of the cross section for a heavy vector boson X and the branching fractions for the decays $X \rightarrow VH$ and $H \rightarrow b\bar{b}$, denoted $\sigma(X) \mathcal{B}(X \rightarrow VH) \mathcal{B}(H \rightarrow b\bar{b})$. No specific assumption is made on $\mathcal{B}(H \rightarrow b\bar{b})$, since this decay channel has not yet been measured. The 0 ℓ and 2 ℓ categories are combined to provide upper limits for the case where X is a heavy spin-1 vector singlet Z' , in the narrow-width approximation. Similarly the 1 ℓ categories are combined to provide limits for the case where X is a heavy W' . The exclusion limits are reported in Fig. 3. These limits are verified with the modified frequentist CL_s method, obtaining results compatible with those obtained with the asymptotic formula.

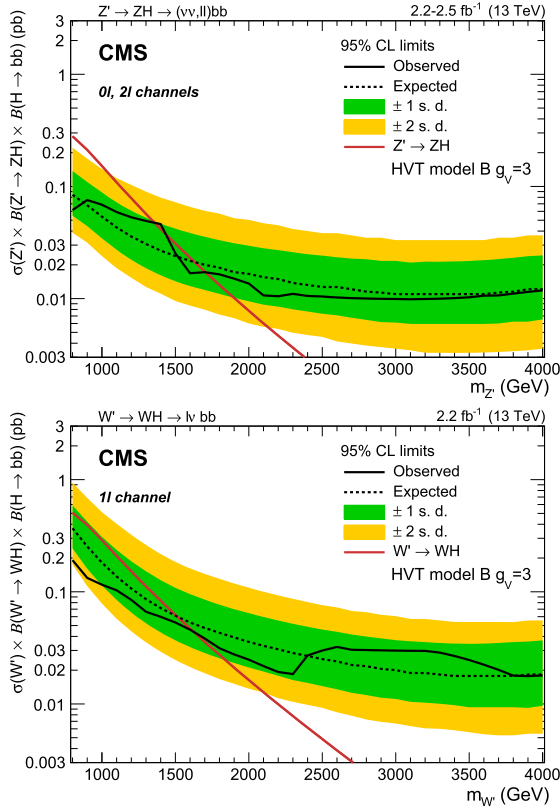


Fig. 3. Observed and expected 95% CL upper limits on $\sigma(Z')\mathcal{B}(Z' \rightarrow ZH)\mathcal{B}(H \rightarrow b\bar{b})$ (top) and $\sigma(W')\mathcal{B}(W' \rightarrow WH)\mathcal{B}(H \rightarrow b\bar{b})$ (bottom) as a function of the resonance mass for a single narrow spin-1 resonance, including all statistical and systematic uncertainties. The inner green and outer yellow bands represent the ± 1 and ± 2 standard deviation uncertainties on the expected limit. The red solid curve corresponds to the cross sections predicted by the HVT model B with $g_V = 3$. (For interpretation of the references to color in this figure legend, the reader is referred to the web version of this article.)

The result of this study is primarily interpreted in the context of a simplified model with a triplet of heavy vector bosons (V^\pm, V^0) [18]. The predictions of the benchmark model B are superimposed on the exclusion limits in Fig. 3. All the 0ℓ , 1ℓ , and 2ℓ channels are combined to put stringent exclusion limits on the HVT model, scenario B, assuming the Z' and W' cross sections as predicted by the model. There are normalization increases caused by event migration between the leptonic channels, which are estimated to be 5–10% in the 0ℓ channel, due to mis-assigned W' events, and less than 1% in the 1ℓ channel, due to mis-assigned Z' events. Fig. 4 presents the exclusion limits as a function of the heavy triplet mass. A resonance with $m_X \lesssim 2.0$ TeV is excluded at 95% CL in the HVT model B.

The exclusion limit shown in Fig. 4 can be interpreted as a limit in the $[g_V c_H, g^2 c_F / g_V]$ plane of the HVT parameters, where g represents the electroweak coupling constant. The excluded region of the parameter space for narrow resonances relative to the combination of all the considered channels is shown in Fig. 5. The fraction of the parameter space where the natural width of the resonances is larger than the typical experimental resolution of 5%, and thus the narrow width approximation is not valid, is also indicated in Fig. 5. The exclusion of the parameter space significantly improves on the reach of $\sqrt{s} = 8$ TeV searches in the 1ℓ [22] and all-hadronic channels [20]. The sensitivity is equivalent within the statistical and systematic uncertainties to the corresponding $\sqrt{s} = 13$ TeV search from ATLAS [60].

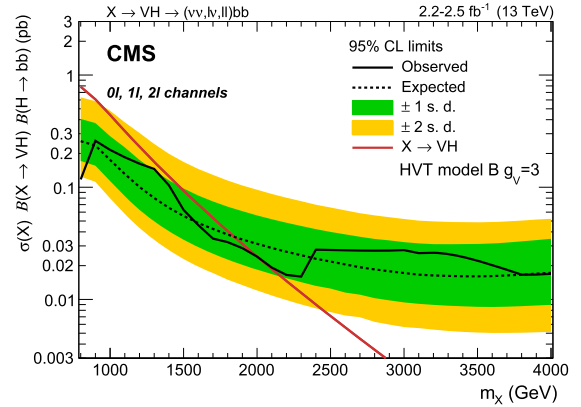


Fig. 4. Observed and expected 95% CL upper limit with the ± 1 and ± 2 standard deviation uncertainty bands on $\sigma(X)\mathcal{B}(X \rightarrow VH)\mathcal{B}(H \rightarrow b\bar{b})$ in the HVT model B benchmark scenario with $g_V = 3$ as a function of the resonance mass, for the combination of all the considered channels. (For interpretation of the colors in this figure, the reader is referred to the web version of this article.)

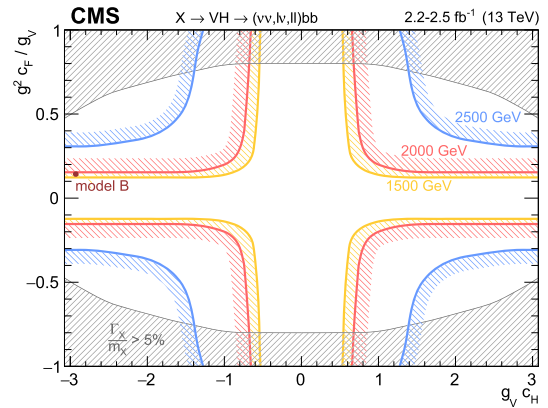


Fig. 5. Observed exclusion in the HVT parameter plane $[g_V c_H, g^2 c_F / g_V]$ for three different resonance masses (1.5, 2.0, and 2.5 TeV). The parameter g_V represents the coupling strength of the new interaction, c_H the coupling between the HVT bosons and the Higgs boson and longitudinally polarized SM vector bosons, and c_F the coupling between the heavy vector bosons and the SM fermions. The benchmark scenario B with $g_V = 3$ is represented by the red point. The gray shaded area corresponds to the region where the resonance natural width is predicted to be larger than the typical experimental resolution (5%), and thus the narrow-width approximation breaks down. (For interpretation of the references to color in this figure legend, the reader is referred to the web version of this article.)

9. Summary

A search for a heavy resonance with mass between 800 and 4000 GeV, decaying into a vector boson and a Higgs boson, has been described. The data samples were collected by the CMS experiment at $\sqrt{s} = 13$ TeV during 2015, and correspond to integrated luminosities of 2.2–2.5 fb^{-1} , depending on the channel. The final states explored include the leptonic decay modes of the vector boson, events with zero ($Z \rightarrow \nu\nu$), exactly one ($W \rightarrow \ell\nu$), and two ($Z \rightarrow \ell\ell$) charged leptons, with $\ell = e, \mu$. Higgs bosons are reconstructed from their decays to $b\bar{b}$ pairs. Depending on the resonance mass, upper limits in the range 10–200 fb are set on the product of the cross section for a narrow spin-1 resonance and the branching fractions for the decay of the resonance into a Higgs and a vector boson, and for the decay of the Higgs boson into a pair of b quarks. Resonances with masses lower than 2 TeV are excluded within the heavy vector triplet model in the benchmark scenario B with $g_V = 3$. These results represent a significant reduction in the allowed parameter space for the large number of models generalized within the heavy vector triplet framework.

Acknowledgements

We congratulate our colleagues in the CERN accelerator departments for the excellent performance of the LHC and thank the technical and administrative staffs at CERN and at other CMS institutes for their contributions to the success of the CMS effort. In addition, we gratefully acknowledge the computing centers and personnel of the Worldwide LHC Computing Grid for delivering so effectively the computing infrastructure essential to our analyses. Finally, we acknowledge the enduring support for the construction and operation of the LHC and the CMS detector provided by the following funding agencies: BMWFW and FWF (Austria); FNRS and FWO (Belgium); CNPq, CAPES, FAPERJ, and FAPESP (Brazil); MES (Bulgaria); CERN; CAS, MOST, and NSFC (China); COLCIENCIAS (Colombia); MSES and CSF (Croatia); RPF (Cyprus); SENESCYT (Ecuador); MoER, ERC IUT, and ERDF (Estonia); Academy of Finland, MEC, and HIP (Finland); CEA and CNRS/IN2P3 (France); BMBF, DFG, and HGF (Germany); GSRT (Greece); OTKA and NIH (Hungary); DAE and DST (India); IPM (Iran); SFI (Ireland); INFN (Italy); MSIP and NRF (Republic of Korea); LAS (Lithuania); MOE and UM (Malaysia); BUAP, CINVESTAV, CONACYT, LNS, SEP, and UASLP-FAI (Mexico); MBIE (New Zealand); PAEC (Pakistan); MSHE and NSC (Poland); FCT (Portugal); JINR (Dubna); MON, RosAtom, RAS, and RFBR (Russia); MESTD (Serbia); SEIDI and CPAN (Spain); Swiss Funding Agencies (Switzerland); MST (Taipei); ThEPCenter, IPST, STAR, and NSTDA (Thailand); TUBITAK and TAEK (Turkey); NASU and SFFR (Ukraine); STFC (United Kingdom); DOE and NSF (USA).

Individuals have received support from the Marie-Curie program and the European Research Council and EPLANET (European Union); the Leventis Foundation; the Alfred P. Sloan Foundation; the Alexander von Humboldt Foundation; the Belgian Federal Science Policy Office; the Fonds pour la Formation à la Recherche dans l'Industrie et dans l'Agriculture (FRIA-Belgium); the Agentschap voor Innovatie door Wetenschap en Technologie (IWT-Belgium); the Ministry of Education, Youth and Sports (MEYS) of the Czech Republic; the Council of Science and Industrial Research, India; the HOMING PLUS program of the Foundation for Polish Science, cofinanced from European Union, Regional Development Fund, the Mobility Plus program of the Ministry of Science and Higher Education, the National Science Center (Poland), contracts Harmonia 2014/14/M/ST2/00428, Opus 2013/11/B/ST2/04202, 2014/13/B/ST2/02543 and 2014/15/B/ST2/03998, Sonata-bis 2012/07/E/ST2/01406; the Thalís and Aristeia programs cofinanced by EU-ESF and the Greek NSRF; the National Priorities Research Program by Qatar National Research Fund; the Programa Clarín-COFUND del Principado de Asturias; the Rachadapisek Sompot Fund for Postdoctoral Fellowship, Chulalongkorn University and the Chulalongkorn Academic into Its 2nd Century Project Advancement Project (Thailand); and the Welch Foundation, contract C-1845.

References

- [1] ATLAS Collaboration, Observation of a new particle in the search for the Standard Model Higgs boson with the ATLAS detector at the LHC, Phys. Lett. B 716 (2012) 1, <http://dx.doi.org/10.1016/j.physletb.2012.08.020>, arXiv:1207.7214.
- [2] CMS Collaboration, Observation of a new boson at a mass of 125 GeV with the CMS experiment at the LHC, Phys. Lett. B 716 (2012) 30, <http://dx.doi.org/10.1016/j.physletb.2012.08.021>, arXiv:1207.7235.
- [3] CMS Collaboration, Observation of a new boson with mass near 125 GeV in pp collisions at $\sqrt{s} = 7$ and 8 TeV, J. High Energy Phys. 06 (2013) 081, [http://dx.doi.org/10.1007/JHEP06\(2013\)081](http://dx.doi.org/10.1007/JHEP06(2013)081), arXiv:1303.4571.
- [4] G. Aad, et al., ATLAS, Measurement of the Higgs boson mass from the $H \rightarrow \gamma\gamma$ and $H \rightarrow ZZ^* \rightarrow 4\ell$ channels in pp collisions at center-of-mass energies of 7 and 8 TeV with the ATLAS detector, Phys. Rev. D 90 (2014) 052004, <http://dx.doi.org/10.1103/PhysRevD.90.052004>, arXiv:1406.3827.
- [5] CMS Collaboration, Precise determination of the mass of the Higgs boson and tests of compatibility of its couplings with the standard model predictions using proton collisions at 7 and 8 TeV, Eur. Phys. J. C 75 (2015) 212, <http://dx.doi.org/10.1140/epjc/s10052-015-3351-7>, arXiv:1412.8662.
- [6] CMS Collaboration, Evidence for the direct decay of the 125 GeV Higgs boson to fermions, Nat. Phys. 10 (2014) 557, <http://dx.doi.org/10.1038/nphys3005>, arXiv:1401.6527.
- [7] ATLAS and CMS Collaborations, Combined measurement of the Higgs boson mass in pp collisions at $\sqrt{s} = 7$ and 8 TeV with the ATLAS and CMS experiments, Phys. Rev. Lett. 114 (2015) 191803, <http://dx.doi.org/10.1103/PhysRevLett.114.191803>, arXiv:1503.07589.
- [8] R. Barbieri, G.F. Giudice, Upper bounds on supersymmetric particle masses, Nucl. Phys. B 306 (1988) 63, [http://dx.doi.org/10.1016/0550-3213\(88\)90171-X](http://dx.doi.org/10.1016/0550-3213(88)90171-X).
- [9] V.D. Barger, W.-Y. Keung, E. Ma, A gauge model with light W and Z bosons, Phys. Rev. D 22 (1980) 727, <http://dx.doi.org/10.1103/PhysRevD.22.727>.
- [10] E. Salvioni, G. Villadoro, F. Zwirner, Minimal Z' models: present bounds and early LHC reach, J. High Energy Phys. 09 (2009) 068, <http://dx.doi.org/10.1088/1126-6708/2009/11/068>, arXiv:0909.1320.
- [11] C. Grojean, E. Salvioni, R. Torre, A weakly constrained W' at the early LHC, J. High Energy Phys. 07 (2011) 002, [http://dx.doi.org/10.1007/JHEP07\(2011\)002](http://dx.doi.org/10.1007/JHEP07(2011)002), arXiv:1103.2761.
- [12] R. Contino, D. Pappadopulo, D. Marzocca, R. Rattazzi, On the effect of resonances in composite Higgs phenomenology, J. High Energy Phys. 10 (2011) 081, [http://dx.doi.org/10.1007/JHEP10\(2011\)081](http://dx.doi.org/10.1007/JHEP10(2011)081).
- [13] D. Marzocca, M. Serone, J. Shu, General composite Higgs models, J. High Energy Phys. 08 (2012) 13, [http://dx.doi.org/10.1007/JHEP08\(2012\)013](http://dx.doi.org/10.1007/JHEP08(2012)013).
- [14] B. Bellazzini, C. Csaki, J. Serra, Composite Higgses, Eur. Phys. J. C 74 (2014) 2766, <http://dx.doi.org/10.1140/epjc/s10052-014-2766-x>, arXiv:1401.2457.
- [15] T. Han, H.E. Logan, B. McElrath, L.-T. Wang, Phenomenology of the little Higgs model, Phys. Rev. D 67 (2003) 095004, <http://dx.doi.org/10.1103/PhysRevD.67.095004>, arXiv:hep-ph/0301040.
- [16] M. Schmaltz, D. Tucker-Smith, Little Higgs theories, Annu. Rev. Nucl. Part. Sci. 55 (2005) 229, <http://dx.doi.org/10.1146/annurev.nucl.55.090704.151502>.
- [17] M. Perelstein, Little Higgs models and their phenomenology, Prog. Part. Nucl. Phys. 58 (2007) 247, <http://dx.doi.org/10.1016/j.pnpnp.2006.04.001>, arXiv:hep-ph/0512128.
- [18] D. Pappadopulo, A. Thamm, R. Torre, A. Wulzer, Heavy vector triplets: bridging theory and data, J. High Energy Phys. 09 (2014) 60, [http://dx.doi.org/10.1007/JHEP09\(2014\)060](http://dx.doi.org/10.1007/JHEP09(2014)060), arXiv:1402.4431.
- [19] CMS Collaboration, Search for a pseudoscalar boson decaying into a Z boson and the 125 GeV Higgs boson in $e^+e^-b\bar{b}$ final states, Phys. Lett. B 748 (2015) 221, <http://dx.doi.org/10.1016/j.physletb.2015.07.010>, arXiv:1504.04710.
- [20] CMS Collaboration, Search for a massive resonance decaying into a Higgs boson and a W or Z boson in hadronic final states in proton–proton collisions at $\sqrt{s} = 8$ TeV, J. High Energy Phys. 02 (2016) 145, [http://dx.doi.org/10.1007/JHEP02\(2016\)145](http://dx.doi.org/10.1007/JHEP02(2016)145), arXiv:1506.01443.
- [21] CMS Collaboration, Search for narrow high-mass resonances in proton–proton collisions at $\sqrt{s} = 8$ TeV decaying to a Z and a Higgs boson, Phys. Lett. B 748 (2015) 255, <http://dx.doi.org/10.1016/j.physletb.2015.07.011>, arXiv:1502.04994.
- [22] CMS Collaboration, Search for massive WH resonances decaying into the $\ell\nu b\bar{b}$ final state at $\sqrt{s} = 8$ TeV, Eur. Phys. J. C 76 (2016) 1, <http://dx.doi.org/10.1140/epjc/s10052-016-4067-z>, arXiv:1601.06431.
- [23] J. Alwall, R. Frederix, S. Frixione, V. Hirschi, F. Maltoni, O. Mattelaer, H.-S. Shao, T. Stelzer, P. Torrielli, M. Zaro, The automated computation of tree-level and next-to-leading order differential cross sections, and their matching to parton shower simulations, J. High Energy Phys. 07 (2014) 079, [http://dx.doi.org/10.1007/JHEP07\(2014\)079](http://dx.doi.org/10.1007/JHEP07(2014)079), arXiv:1405.0301.
- [24] Y. Li, F. Petriello, Combining QCD and electroweak corrections to dilepton production in FEWZ, Phys. Rev. D 86 (2012) 094034, <http://dx.doi.org/10.1103/PhysRevD.86.094034>, arXiv:1208.5967.
- [25] S. Kallweit, J.M. Lindert, S. Pozzorini, M. Schönherr, P. Maierhöfer, NLO QCD+EW predictions for V +jets including off-shell vector-boson decays and multijet merging, J. High Energy Phys. 04 (2016) 021, [http://dx.doi.org/10.1007/JHEP04\(2016\)021](http://dx.doi.org/10.1007/JHEP04(2016)021), arXiv:1511.08692.
- [26] P. Nason, A new method for combining NLO QCD with shower Monte Carlo algorithms, J. High Energy Phys. 11 (2004) 040, <http://dx.doi.org/10.1088/1126-6708/2004/11/040>, arXiv:hep-ph/0409146.
- [27] S. Frixione, P. Nason, C. Oleari, Matching NLO QCD computations with Parton Shower simulations: the POWHEG method, J. High Energy Phys. 11 (2007) 070, <http://dx.doi.org/10.1088/1126-6708/2007/11/070>, arXiv:0709.2092.
- [28] S. Alioli, P. Nason, C. Oleari, E. Re, A general framework for implementing NLO calculations in shower Monte Carlo programs: the POWHEG BOX, J. High Energy Phys. 06 (2010) 043, [http://dx.doi.org/10.1007/JHEP06\(2010\)043](http://dx.doi.org/10.1007/JHEP06(2010)043), arXiv:1002.2581.
- [29] M. Czakon, A. Mitov, Top++: a program for the calculation of the top-pair cross-section at hadron colliders, Comput. Phys. Commun. 185 (2014) 2930, <http://dx.doi.org/10.1016/j.cpc.2014.06.021>, arXiv:1112.5675.
- [30] T. Sjöstrand, S. Mrenna, P. Skands, A brief introduction to PYTHIA 8.1, Comput. Phys. Commun. 178 (2008) 852, <http://dx.doi.org/10.1016/j.cpc.2008.01.036>, arXiv:0710.3820.

- [31] T. Sjöstrand, S. Mrenna, P. Skands, PYTHIA 6.4 physics and manual, *J. High Energy Phys.* 05 (2006) 026, <http://dx.doi.org/10.1088/1126-6708/2006/05/026>, arXiv:hep-ph/0603175.
- [32] P. Skands, S. Carrazza, J. Rojo, Tuning PYTHIA 8.1: the Monash 2013 Tune, *Eur. Phys. J. C* 74 (2014) 3024, <http://dx.doi.org/10.1140/epjc/s10052-014-3024-y>, arXiv:1404.5630.
- [33] CMS Collaboration, Event generator tunes obtained from underlying event and multiparton scattering measurements, *Eur. Phys. J. C* 76 (2016) 155, <http://dx.doi.org/10.1140/epjc/s10052-016-3988-x>, arXiv:1512.00815.
- [34] R.D. Ball, et al., NNPDF, Parton distributions for the LHC Run II, *J. High Energy Phys.* 04 (2015) 040, [http://dx.doi.org/10.1007/JHEP04\(2015\)040](http://dx.doi.org/10.1007/JHEP04(2015)040), arXiv:1410.8849.
- [35] S. Agostinelli, et al., GEANT4, GEANT4—a simulation toolkit, *Nucl. Instrum. Methods A* 506 (2003) 250, [http://dx.doi.org/10.1016/S0168-9002\(03\)01368-8](http://dx.doi.org/10.1016/S0168-9002(03)01368-8).
- [36] CMS Collaboration, The CMS experiment at the CERN LHC, *J. Instrum.* 3 (2008) S08004, <http://dx.doi.org/10.1088/1748-0221/3/08/S08004>.
- [37] CMS Collaboration, Description and performance of track and primary-vertex reconstruction with the CMS tracker, *J. Instrum.* 9 (2014) P10009, <http://dx.doi.org/10.1088/1748-0221/9/10/P10009>, arXiv:1405.6569.
- [38] CMS Collaboration, Performance of CMS muon reconstruction in pp collision events at $\sqrt{s} = 7$ TeV, *J. Instrum.* 7 (2012) P10002, <http://dx.doi.org/10.1088/1748-0221/7/10/P10002>, arXiv:1206.4071.
- [39] CMS Collaboration, Particle-Flow Event Reconstruction in CMS and Performance for Jets, Taus, and E_T^{miss} , CMS Physics Analysis Summary CMS-PAS-PFT-09-001, CERN, 2009, <http://cdsweb.cern.ch/record/1194487>.
- [40] CMS Collaboration, Commissioning of the Particle-Flow Event with the First LHC Collisions Recorded in the CMS Detector, CMS Physics Analysis Summary CMS-PAS-PFT-10-001, CERN, 2010, <http://cdsweb.cern.ch/record/1247373>.
- [41] M. Cacciari, G.P. Salam, G. Soyez, The anti- k_t jet clustering algorithm, *J. High Energy Phys.* 04 (2008) 063, <http://dx.doi.org/10.1088/1126-6708/2008/04/063>, arXiv:0802.1189.
- [42] M. Cacciari, G.P. Salam, G. Soyez, FastJet user manual, *Eur. Phys. J. C* 72 (2012) 1896, <http://dx.doi.org/10.1140/epjc/s10052-012-1896-2>, arXiv:1111.6097.
- [43] M. Cacciari, G.P. Salam, G. Soyez, The catchment area of jets, *J. High Energy Phys.* 04 (2008) 005, <http://dx.doi.org/10.1088/1126-6708/2008/04/005>, arXiv:0802.1188.
- [44] CMS Collaboration, Jet energy scale and resolution in the CMS experiment in pp collisions at 8 TeV, arXiv:1607.03663, *J. Inst.* (2016), submitted for publication.
- [45] S.D. Ellis, C.K. Vermilion, J.R. Walsh, Recombination algorithms and jet substructure: pruning as a tool for heavy particle searches, *Phys. Rev. D* 81 (2010) 094023, <http://dx.doi.org/10.1103/PhysRevD.81.094023>, arXiv:0912.0033.
- [46] M. Dasgupta, A. Fregoso, S. Marzani, G.P. Salam, Towards an understanding of jet substructure, *J. High Energy Phys.* 09 (2013) 029, [http://dx.doi.org/10.1007/JHEP09\(2013\)029](http://dx.doi.org/10.1007/JHEP09(2013)029), arXiv:1307.0007.
- [47] A.J. Larkoski, S. Marzani, G. Soyez, J. Thaler, Soft drop, *J. High Energy Phys.* 05 (2014) 146, [http://dx.doi.org/10.1007/JHEP05\(2014\)146](http://dx.doi.org/10.1007/JHEP05(2014)146), arXiv:1402.2657.
- [48] CMS Collaboration, Identification of b Quark Jets at the CMS Experiment in the LHC Run 2, CMS Physics Analysis Summary CMS-PAS-BTV-15-001, CERN, 2016, <http://cds.cern.ch/record/2138504>.
- [49] CMS Collaboration, Performance of Missing Energy Reconstruction in 13 TeV pp Collision Data Using the CMS Detector, CMS Physics Analysis Summary CMS-PAS-JME-16-004, CERN, 2016, <http://cds.cern.ch/record/1479660>.
- [50] CMS Collaboration, Performance of electron reconstruction and selection with the CMS detector in proton–proton collisions at $\sqrt{s} = 8$ TeV, *J. Instrum.* 10 (2015) P06005, <http://dx.doi.org/10.1088/1748-0221/10/06/P06005>, arXiv:1502.02701.
- [51] CMS Collaboration, Reconstruction and identification of τ lepton decays to hadrons and ν_τ at CMS, *J. Instrum.* 11 (2016) P01019, <http://dx.doi.org/10.1088/1748-0221/11/01/P01019>, arXiv:1510.07488.
- [52] J. Bellm, et al., Herwig 7.0/Herwig++ 3.0 release note, *Eur. Phys. J. C* 76 (2016) 196, <http://dx.doi.org/10.1140/epjc/s10052-016-4018-8>, arXiv:1512.01178.
- [53] M. Bähr, S. Gieseke, M.A. Gigg, D. Grellscheid, K. Hamilton, O. Latunde-Dada, S. Platzer, P. Richardson, M.H. Seymour, A. Sherstnev, B.R. Webber, Herwig++ physics and manual, *Eur. Phys. J. C* 58 (2008) 639, <http://dx.doi.org/10.1140/epjc/s10052-008-0798-9>, arXiv:0803.0883.
- [54] CMS Collaboration, CMS Luminosity Measurement for the 2015 Data Taking Period, CMS Physics Analysis Summary CMS-PAS-LUM-15-001, CERN, 2015, <http://cds.cern.ch/record/2138682>.
- [55] J. Butterworth, et al., PDF4LHC recommendations for LHC Run II, *J. Phys. G* 43 (2016) 23001, <http://dx.doi.org/10.1088/0954-3889/43/2/023001>, arXiv:1510.03865.
- [56] T. Junk, Confidence level computation for combining searches with small statistics, *Nucl. Instrum. Methods A* 434 (1999) 435, [http://dx.doi.org/10.1016/S0168-9002\(99\)00498-2](http://dx.doi.org/10.1016/S0168-9002(99)00498-2), arXiv:hep-ex/9902006.
- [57] A.L. Read, Presentation of search results: the CL_s technique, *J. Phys. G* 28 (2002) 2693, <http://dx.doi.org/10.1088/0954-3889/28/10/313>.
- [58] CMS and ATLAS Collaborations, Procedure for the LHC Higgs Boson Search Combination in Summer 2011, Technical report CMS-NOTE-2011-005, ATLAS-PUB-2011-11, CERN, 2011, <https://cds.cern.ch/record/1379837>.
- [59] G. Cowan, K. Cranmer, E. Gross, O. Vitells, Asymptotic formulae for likelihood-based tests of new physics, *Eur. Phys. J. C* 71 (2011) 1554, <http://dx.doi.org/10.1140/epjc/s10052-011-1554-0>, arXiv:1007.1727, <http://dx.doi.org/10.1140/epjc/s10052-013-2501-z>.
- [60] ATLAS Collaboration, Search for new resonances decaying to a W or Z boson and a Higgs boson in the $\ell^+ \ell^- b\bar{b}$, $\ell \nu b\bar{b}$, and $\nu \bar{\nu} b\bar{b}$ channels with pp collisions at $\sqrt{s} = 13$ TeV with the ATLAS detector, *Phys. Lett. B* 765 (2016) 32, <http://dx.doi.org/10.1016/j.physletb.2016.11.045>, arXiv:1607.05621.

The CMS Collaboration

V. Khachatryan, A.M. Sirunyan, A. Tumasyan

Yerevan Physics Institute, Yerevan, Armenia

W. Adam, E. Asilar, T. Bergauer, J. Brandstetter, E. Brondolin, M. Dragicevic, J. Erö, M. Flechl, M. Friedl, R. Frühwirth¹, V.M. Ghete, C. Hartl, N. Hörmann, J. Hrubec, M. Jeitler¹, A. König, I. Krätschmer, D. Liko, T. Matsushita, I. Mikulec, D. Rabady, N. Rad, B. Rahbaran, H. Rohringer, J. Schieck¹, J. Strauss, W. Waltenberger, C.-E. Wulz¹

Institut für Hochenergiephysik, Wien, Austria

O. Dvornikov, V. Makarenko, V. Zykunov

Institute for Nuclear Problems, Minsk, Belarus

V. Mossolov, N. Shumeiko, J. Suarez Gonzalez

National Centre for Particle and High Energy Physics, Minsk, Belarus

S. Alderweireldt, E.A. De Wolf, X. Janssen, J. Lauwers, M. Van De Klundert, H. Van Haeevermaet, P. Van Mechelen, N. Van Remortel, A. Van Spilbeeck

Universiteit Antwerpen, Antwerpen, Belgium

S. Abu Zeid, F. Blekman, J. D’Hondt, N. Daci, I. De Bruyn, K. Deroover, N. Heracleous, S. Lowette, S. Moortgat, L. Moreels, A. Olbrechts, Q. Python, S. Tavernier, W. Van Doninck, P. Van Mulders, I. Van Parijs

Vrije Universiteit Brussel, Brussel, Belgium

H. Brun, B. Clerbaux, G. De Lentdecker, H. Delannoy, G. Fasanella, L. Favart, R. Goldouzian, A. Grebenyuk, G. Karapostoli, T. Lenzi, A. Léonard, J. Luetic, T. Maerschalk, A. Marinov, A. Randle-conde, T. Seva, C. Vander Velde, P. Vanlaer, R. Yonamine, F. Zenoni, F. Zhang²

Université Libre de Bruxelles, Bruxelles, Belgium

A. Cimmino, T. Cornelis, D. Dobur, A. Fagot, G. Garcia, M. Gul, D. Poyraz, S. Salva, R. Schöfbeck, A. Sharma, M. Tytgat, W. Van Driessche, E. Yazgan, N. Zaganidis

Ghent University, Ghent, Belgium

H. Bakhshiansohi, C. Beluffi³, O. Bondu, S. Brochet, G. Bruno, A. Caudron, S. De Visscher, C. Delaere, M. Delcourt, B. Francois, A. Giammanco, A. Jafari, P. Jez, M. Komm, V. Lemaître, A. Magitteri, A. Mertens, M. Musich, C. Nuttens, K. Piotrkowski, L. Quertenmont, M. Selvaggi, M. Vidal Marono, S. Wertz

Université Catholique de Louvain, Louvain-la-Neuve, Belgium

N. Beliy

Université de Mons, Mons, Belgium

W.L. Aldá Júnior, F.L. Alves, G.A. Alves, L. Brito, C. Hensel, A. Moraes, M.E. Pol, P. Rebello Teles

Centro Brasileiro de Pesquisas Físicas, Rio de Janeiro, Brazil

E. Belchior Batista Das Chagas, W. Carvalho, J. Chinellato⁴, A. Custódio, E.M. Da Costa, G.G. Da Silveira⁵, D. De Jesus Damiao, C. De Oliveira Martins, S. Fonseca De Souza, L.M. Huertas Guativa, H. Malbouisson, D. Matos Figueiredo, C. Mora Herrera, L. Mundim, H. Nogima, W.L. Prado Da Silva, A. Santoro, A. Sznajder, E.J. Tonelli Manganote⁴, A. Vilela Pereira

Universidade do Estado do Rio de Janeiro, Rio de Janeiro, Brazil

S. Ahuja^a, C.A. Bernardes^b, S. Dogra^a, T.R. Fernandez Perez Tomei^a, E.M. Gregores^b, P.G. Mercadante^b, C.S. Moon^a, S.F. Novaes^a, Sandra S. Padula^a, D. Romero Abad^b, J.C. Ruiz Vargas

^a *Universidade Estadual Paulista, São Paulo, Brazil*

^b *Universidade Federal do ABC, São Paulo, Brazil*

A. Aleksandrov, R. Hadjiiska, P. Iaydjiev, M. Rodozov, S. Stoykova, G. Sultanov, M. Vutova

Institute for Nuclear Research and Nuclear Energy, Sofia, Bulgaria

A. Dimitrov, I. Glushkov, L. Litov, B. Pavlov, P. Petkov

University of Sofia, Sofia, Bulgaria

W. Fang⁶

Beihang University, Beijing, China

M. Ahmad, J.G. Bian, G.M. Chen, H.S. Chen, M. Chen, Y. Chen⁷, T. Cheng, C.H. Jiang, D. Leggat, Z. Liu, F. Romeo, S.M. Shaheen, A. Spiezia, J. Tao, C. Wang, Z. Wang, H. Zhang, J. Zhao

Institute of High Energy Physics, Beijing, China

Y. Ban, G. Chen, Q. Li, S. Liu, Y. Mao, S.J. Qian, D. Wang, Z. Xu

State Key Laboratory of Nuclear Physics and Technology, Peking University, Beijing, China

C. Avila, A. Cabrera, L.F. Chaparro Sierra, C. Florez, J.P. Gomez, C.F. González Hernández, J.D. Ruiz Alvarez, J.C. Sanabria

Universidad de Los Andes, Bogota, Colombia

N. Godinovic, D. Lelas, I. Puljak, P.M. Ribeiro Cipriano, T. Sculac

University of Split, Faculty of Electrical Engineering, Mechanical Engineering and Naval Architecture, Split, Croatia

Z. Antunovic, M. Kovac

University of Split, Faculty of Science, Split, Croatia

V. Brigljevic, D. Ferencek, K. Kadija, S. Micanovic, L. Sudic, T. Susa

Institute Rudjer Boskovic, Zagreb, Croatia

A. Attikis, G. Mavromanolakis, J. Mousa, C. Nicolaou, F. Ptochos, P.A. Razis, H. Rykaczewski, D. Tsiakkouri

University of Cyprus, Nicosia, Cyprus

M. Finger⁸, M. Finger Jr.⁸

Charles University, Prague, Czechia

E. Carrera Jarrin

Universidad San Francisco de Quito, Quito, Ecuador

E. El-khateeb⁹, S. Elgammal¹⁰, A. Mohamed¹¹

Academy of Scientific Research and Technology of the Arab Republic of Egypt, Egyptian Network of High Energy Physics, Cairo, Egypt

B. Calpas, M. Kadastik, M. Murumaa, L. Perrini, M. Raidal, A. Tiko, C. Veelken

National Institute of Chemical Physics and Biophysics, Tallinn, Estonia

P. Eerola, J. Pekkanen, M. Voutilainen

Department of Physics, University of Helsinki, Helsinki, Finland

J. Härkönen, T. Järvinen, V. Karimäki, R. Kinnunen, T. Lampén, K. Lassila-Perini, S. Lehti, T. Lindén, P. Luukka, J. Tuominiemi, E. Tuovinen, L. Wendland

Helsinki Institute of Physics, Helsinki, Finland

J. Talvitie, T. Tuuva

Lappeenranta University of Technology, Lappeenranta, Finland

M. Besancon, F. Couderc, M. Dejardin, D. Denegri, B. Fabbro, J.L. Faure, C. Favaro, F. Ferri, S. Ganjour, S. Ghosh, A. Givernaud, P. Gras, G. Hamel de Monchenault, P. Jarry, I. Kucher, E. Locci, M. Mached, J. Malcles, J. Rander, A. Rosowsky, M. Titov, A. Zghiche

IRFU, CEA, Université Paris-Saclay, Gif-sur-Yvette, France

A. Abdulsalam, I. Antropov, S. Baffioni, F. Beaudette, P. Busson, L. Cadamuro, E. Chapon, C. Charlot, O. Davignon, R. Granier de Cassagnac, M. Jo, S. Lisniak, P. Miné, M. Nguyen, C. Ochando, G. Ortona, P. Paganini, P. Pigard, S. Regnard, R. Salerno, Y. Sirois, T. Strebler, Y. Yilmaz, A. Zabi

Laboratoire Leprince-Ringuet, Ecole Polytechnique, IN2P3-CNRS, Palaiseau, France

J.-L. Agram¹², J. Andrea, A. Aubin, D. Bloch, J.-M. Brom, M. Buttignol, E.C. Chabert, N. Chanon, C. Collard, E. Conte¹², X. Coubez, J.-C. Fontaine¹², D. Gelé, U. Goerlach, A.-C. Le Bihan, K. Skovpen, P. Van Hove

Institut Pluridisciplinaire Hubert Curien, Université de Strasbourg, Université de Haute Alsace Mulhouse, CNRS/IN2P3, Strasbourg, France

S. Gadrat

Centre de Calcul de l'Institut National de Physique Nucléaire et de Physique des Particules, CNRS/IN2P3, Villeurbanne, France

S. Beauceron, C. Bernet, G. Boudoul, E. Bouvier, C.A. Carrillo Montoya, R. Chierici, D. Contardo, B. Courbon, P. Depasse, H. El Mamouni, J. Fan, J. Fay, S. Gascon, M. Gouzevitch, G. Grenier, B. Ille, F. Lagarde, I.B. Laktineh, M. Lethuillier, L. Mirabito, A.L. Pequegnot, S. Perries, A. Popov¹³, D. Sabes, V. Sordini, M. Vander Donckt, P. Verdier, S. Viret

Université de Lyon, Université Claude Bernard Lyon 1, CNRS-IN2P3, Institut de Physique Nucléaire de Lyon, Villeurbanne, France

A. Khvedelidze⁸

Georgian Technical University, Tbilisi, Georgia

Z. Tsamalaidze⁸

Tbilisi State University, Tbilisi, Georgia

C. Autermann, S. Beranek, L. Feld, A. Heister, M.K. Kiesel, K. Klein, M. Lipinski, A. Ostapchuk, M. Preuten, F. Raupach, S. Schael, C. Schomakers, J. Schulz, T. Verlage, H. Weber, V. Zhukov¹³

RWTH Aachen University, I. Physikalisches Institut, Aachen, Germany

A. Albert, M. Brodski, E. Dietz-Laursonn, D. Duchardt, M. Endres, M. Erdmann, S. Erdweg, T. Esch, R. Fischer, A. Güth, M. Hamer, T. Hebbeker, C. Heidemann, K. Hoepfner, S. Knutzen, M. Merschmeyer, A. Meyer, P. Millet, S. Mukherjee, M. Olschewski, K. Padeken, T. Pook, M. Radziej, H. Reithler, M. Rieger, F. Scheuch, L. Sonnenschein, D. Teysier, S. Thüer

RWTH Aachen University, III. Physikalisches Institut A, Aachen, Germany

V. Cherepanov, G. Flügge, F. Hoehle, B. Kargoll, T. Kress, A. Künsken, J. Lingemann, T. Müller, A. Nehr Korn, A. Nowack, I.M. Nugent, C. Pistone, O. Pooth, A. Stahl¹⁴

RWTH Aachen University, III. Physikalisches Institut B, Aachen, Germany

M. Aldaya Martin, T. Arndt, C. Asawatangtrakuldee, K. Beernaert, O. Behnke, U. Behrens, A.A. Bin Anuar, K. Borras¹⁵, A. Campbell, P. Connor, C. Contreras-Campana, F. Costanza, C. Diez Pardos, G. Dolinska, G. Eckerlin, D. Eckstein, T. Eichhorn, E. Eren, E. Gallo¹⁶, J. Garay Garcia, A. Geiser, A. Gizhko, J.M. Grados Luyando, P. Gunnellini, A. Harb, J. Hauk, M. Hempel¹⁷, H. Jung, A. Kalogeropoulos, O. Karacheban¹⁷, M. Kasemann, J. Keaveney, C. Kleinwort, I. Korol, D. Krücker, W. Lange, A. Lelek, J. Leonard, K. Lipka, A. Lobanov, W. Lohmann¹⁷, R. Mankel, I.-A. Melzer-Pellmann, A.B. Meyer, G. Mittag, J. Mnich, A. Mussgiller, E. Ntomari, D. Pitzl, R. Placakyte, A. Raspereza, B. Roland, M.Ö. Sahin, P. Saxena, T. Schoerner-Sadenius, C. Seitz, S. Spannagel, N. Stefaniuk, G.P. Van Onsem, R. Walsh, C. Wissing

Deutsches Elektronen-Synchrotron, Hamburg, Germany

V. Blobel, M. Centis Vignali, A.R. Draeger, T. Dreyer, E. Garutti, D. Gonzalez, J. Haller, M. Hoffmann, A. Junkes, R. Klanner, R. Kogler, N. Kovalchuk, T. Lapsien, T. Lenz, I. Marchesini, D. Marconi, M. Meyer, M. Niedziela, D. Nowatschin, F. Pantaleo¹⁴, T. Peiffer, A. Perieanu, J. Poehlsen, C. Sander, C. Scharf, P. Schleper, A. Schmidt, S. Schumann, J. Schwandt, H. Stadie, G. Steinbrück, F.M. Stober, M. Stöver, H. Tholen, D. Troendle, E. Usai, L. Vanelderden, A. Vanhoefer, B. Vormwald

University of Hamburg, Hamburg, Germany

M. Akbiyik, C. Barth, S. Baur, C. Baus, J. Berger, E. Butz, R. Caspart, T. Chwalek, F. Colombo, W. De Boer, A. Dierlamm, S. Fink, R. Friese, M. Giffels, A. Gilbert, P. Goldenzweig, D. Haitz, F. Hartmann¹⁴, S.M. Heindl, U. Husemann, I. Katkov¹³, S. Kudella, P. Lobelle Pardo, H. Mildner, M.U. Mozer, Th. Müller, M. Plagge, G. Quast, K. Rabbertz, S. Röcker, F. Roscher, M. Schröder, I. Shvetsov, G. Sieber, H.J. Simonis,

R. Ulrich, J. Wagner-Kuhr, S. Wayand, M. Weber, T. Weiler, S. Williamson, C. Wöhrmann, R. Wolf

Institut für Experimentelle Kernphysik, Karlsruhe, Germany

G. Anagnostou, G. Daskalakis, T. Geralis, V.A. Giakoumopoulou, A. Kyriakis, D. Loukas, I. Topsis-Giotis

Institute of Nuclear and Particle Physics (INPP), NCSR Demokritos, Aghia Paraskevi, Greece

S. Kesisoglou, A. Panagiotou, N. Saoulidou, E. Tziaferi

National and Kapodistrian University of Athens, Athens, Greece

I. Evangelou, G. Flouris, C. Foudas, P. Kokkas, N. Loukas, N. Manthos, I. Papadopoulos, E. Paradas

University of Ioánnina, Ioánnina, Greece

N. Filipovic

MTA-ELTE Lendület CMS Particle and Nuclear Physics Group, Eötvös Loránd University, Budapest, Hungary

G. Bencze, C. Hajdu, P. Hidas, D. Horvath¹⁸, F. Sikler, V. Veszpremi, G. Vesztergombi¹⁹, A.J. Zsigmond

Wigner Research Centre for Physics, Budapest, Hungary

N. Beni, S. Czellar, J. Karancsi²⁰, A. Makovec, J. Molnar, Z. Szillasi

Institute of Nuclear Research ATOMKI, Debrecen, Hungary

M. Bartók¹⁹, P. Raics, Z.L. Trocsanyi, B. Ujvari

University of Debrecen, Debrecen, Hungary

S. Bahinipati, S. Choudhury²¹, P. Mal, K. Mandal, A. Nayak²², D.K. Sahoo, N. Sahoo, S.K. Swain

National Institute of Science Education and Research, Bhubaneswar, India

S. Bansal, S.B. Beri, V. Bhatnagar, R. Chawla, U. Bhawandeep, A.K. Kalsi, A. Kaur, M. Kaur, R. Kumar, P. Kumari, A. Mehta, M. Mittal, J.B. Singh, G. Walia

Panjab University, Chandigarh, India

Ashok Kumar, A. Bhardwaj, B.C. Choudhary, R.B. Garg, S. Keshri, S. Malhotra, M. Naimuddin, N. Nishu, K. Ranjan, R. Sharma, V. Sharma

University of Delhi, Delhi, India

R. Bhattacharya, S. Bhattacharya, K. Chatterjee, S. Dey, S. Dutt, S. Dutta, S. Ghosh, N. Majumdar, A. Modak, K. Mondal, S. Mukhopadhyay, S. Nandan, A. Purohit, A. Roy, D. Roy, S. Roy Chowdhury, S. Sarkar, M. Sharan, S. Thakur

Saha Institute of Nuclear Physics, Kolkata, India

P.K. Behera

Indian Institute of Technology Madras, Madras, India

R. Chudasama, D. Dutta, V. Jha, V. Kumar, A.K. Mohanty¹⁴, P.K. Netrakanti, L.M. Pant, P. Shukla, A. Topkar

Bhabha Atomic Research Centre, Mumbai, India

T. Aziz, S. Dugad, G. Kole, B. Mahakud, S. Mitra, G.B. Mohanty, B. Parida, N. Sur, B. Sutar

Tata Institute of Fundamental Research-A, Mumbai, India

S. Banerjee, S. Bhowmik²³, R.K. Dewanjee, S. Ganguly, M. Guchait, Sa. Jain, S. Kumar, M. Maity²³, G. Majumder, K. Mazumdar, T. Sarkar²³, N. Wickramage²⁴

Tata Institute of Fundamental Research-B, Mumbai, India

S. Chauhan, S. Dube, V. Hegde, A. Kapoor, K. Kotheekar, A. Rane, S. Sharma

Indian Institute of Science Education and Research (IISER), Pune, India

H. Behnamian, S. Chenarani²⁵, E. Eskandari Tadavani, S.M. Etesami²⁵, A. Fahim²⁶, M. Khakzad, M. Mohammadi Najafabadi, M. Naseri, S. Paktinat Mehdiabadi²⁷, F. Rezaei Hosseinabadi, B. Safarzadeh²⁸, M. Zeinali

Institute for Research in Fundamental Sciences (IPM), Tehran, Iran

M. Felcini, M. Grunewald

University College Dublin, Dublin, Ireland

M. Abbrescia^{a,b}, C. Calabria^{a,b}, C. Caputo^{a,b}, A. Colaleo^a, D. Creanza^{a,c}, L. Cristella^{a,b}, N. De Filippis^{a,c}, M. De Palma^{a,b}, L. Fiore^a, G. Iaselli^{a,c}, G. Maggi^{a,c}, M. Maggi^a, G. Miniello^{a,b}, S. My^{a,b}, S. Nuzzo^{a,b}, A. Pompili^{a,b}, G. Pugliese^{a,c}, R. Radogna^{a,b}, A. Ranieri^a, G. Selvaggi^{a,b}, L. Silvestris^{a,14}, R. Venditti^{a,b}, P. Verwilligen^a

^a INFN Sezione di Bari, Bari, Italy

^b Università di Bari, Bari, Italy

^c Politecnico di Bari, Bari, Italy

G. Abbiendi^a, C. Battilana, D. Bonacorsi^{a,b}, S. Braibant-Giacomelli^{a,b}, L. Brigliadori^{a,b}, R. Campanini^{a,b}, P. Capiluppi^{a,b}, A. Castro^{a,b}, F.R. Cavallo^a, S.S. Chhibra^{a,b}, G. Codispoti^{a,b}, M. Cuffiani^{a,b}, G.M. Dallavalle^a, F. Fabbri^a, A. Fanfani^{a,b}, D. Fasanella^{a,b}, P. Giacomelli^a, C. Grandi^a, L. Guiducci^{a,b}, S. Marcellini^a, G. Masetti^a, A. Montanari^a, F.L. Navarria^{a,b}, A. Perrotta^a, A.M. Rossi^{a,b}, T. Rovelli^{a,b}, G.P. Siroli^{a,b}, N. Tosi^{a,b,14}

^a INFN Sezione di Bologna, Bologna, Italy

^b Università di Bologna, Bologna, Italy

S. Albergo^{a,b}, M. Chiorboli^{a,b}, S. Costa^{a,b}, A. Di Mattia^a, F. Giordano^{a,b}, R. Potenza^{a,b}, A. Tricomi^{a,b}, C. Tuve^{a,b}

^a INFN Sezione di Catania, Catania, Italy

^b Università di Catania, Catania, Italy

G. Barbagli^a, V. Ciulli^{a,b}, C. Civinini^a, R. D'Alessandro^{a,b}, E. Focardi^{a,b}, V. Gori^{a,b}, P. Lenzi^{a,b}, M. Meschini^a, S. Paoletti^a, G. Sguazzoni^a, L. Viliani^{a,b,14}

^a INFN Sezione di Firenze, Firenze, Italy

^b Università di Firenze, Firenze, Italy

L. Benussi, S. Bianco, F. Fabbri, D. Piccolo, F. Primavera¹⁴

INFN Laboratori Nazionali di Frascati, Frascati, Italy

V. Calvelli^{a,b}, F. Ferro^a, M. Lo Vetere^{a,b}, M.R. Monge^{a,b}, E. Robutti^a, S. Tosi^{a,b}

^a INFN Sezione di Genova, Genova, Italy

^b Università di Genova, Genova, Italy

L. Brianza¹⁴, M.E. Dinardo^{a,b}, S. Fiorendi^{a,b}, S. Gennai^a, A. Ghezzi^{a,b}, P. Govoni^{a,b}, M. Malberti, S. Malvezzi^a, R.A. Manzoni^{a,b,14}, D. Menasce^a, L. Moroni^a, M. Paganoni^{a,b}, D. Pedrini^a, S. Pigazzini, S. Ragazzi^{a,b}, T. Tabarelli de Fatis^{a,b}

^a INFN Sezione di Milano-Bicocca, Milano, Italy

^b Università di Milano-Bicocca, Milano, Italy

S. Buontempo^a, N. Cavallo^{a,c}, G. De Nardo, S. Di Guida^{a,d,14}, M. Esposito^{a,b}, F. Fabozzi^{a,c}, F. Fienga^{a,b}, A.O.M. Iorio^{a,b}, G. Lanza^a, L. Lista^a, S. Meola^{a,d,14}, P. Paolucci^{a,14}, C. Sciacca^{a,b}, F. Thyssen

^a INFN Sezione di Napoli, Napoli, Italy

^b Università di Napoli 'Federico II', Napoli, Italy

^c Università della Basilicata, Potenza, Italy

^d Università G. Marconi, Roma, Italy

P. Azzi^{a,14}, N. Bacchetta^a, L. Benato^{a,b}, D. Bisello^{a,b}, A. Boletti^{a,b}, R. Carlin^{a,b}, A. Carvalho Antunes De Oliveira^{a,b}, P. Checchia^a, M. Dall'Osso^{a,b}, P. De Castro Manzano^a, T. Dorigo^a, U. Dosselli^a, F. Gasparini^{a,b}, U. Gasparini^{a,b}, A. Gozzelino^a, S. Lacaprara^a, M. Margoni^{a,b}, A.T. Meneguzzo^{a,b}, J. Pazzini^{a,b}, N. Pozzobon^{a,b}, P. Ronchese^{a,b}, F. Simonetto^{a,b}, E. Torassa^a, M. Zanetti, P. Zotto^{a,b}, G. Zumerle^{a,b}

^a INFN Sezione di Padova, Padova, Italy

^b Università di Padova, Padova, Italy

^c Università di Trento, Trento, Italy

A. Braghieri^a, A. Magnani^{a,b}, P. Montagna^{a,b}, S.P. Ratti^{a,b}, V. Re^a, C. Riccardi^{a,b}, P. Salvini^a, I. Vai^{a,b}, P. Vitulo^{a,b}

^a INFN Sezione di Pavia, Pavia, Italy

^b Università di Pavia, Pavia, Italy

L. Alunni Solestizi^{a,b}, G.M. Bilei^a, D. Ciangottini^{a,b}, L. Fanò^{a,b}, P. Lariccia^{a,b}, R. Leonardi^{a,b}, G. Mantovani^{a,b}, M. Menichelli^a, A. Saha^a, A. Santocchia^{a,b}

^a INFN Sezione di Perugia, Perugia, Italy

^b Università di Perugia, Perugia, Italy

K. Androsov^{a,29}, P. Azzurri^{a,14}, G. Bagliesi^a, J. Bernardini^a, T. Boccali^a, R. Castaldi^a, M.A. Ciocci^{a,29}, R. Dell'Orso^a, S. Donato^{a,c}, G. Fedi, A. Giassi^a, M.T. Grippo^{a,29}, F. Ligabue^{a,c}, T. Lomtadze^a, L. Martini^{a,b}, A. Messineo^{a,b}, F. Palla^a, A. Rizzi^{a,b}, A. Savoy-Navarro^{a,30}, P. Spagnolo^a, R. Tenchini^a, G. Tonelli^{a,b}, A. Venturi^a, P.G. Verdini^a

^a INFN Sezione di Pisa, Pisa, Italy

^b Università di Pisa, Pisa, Italy

^c Scuola Normale Superiore di Pisa, Pisa, Italy

L. Barone^{a,b}, F. Cavallari^a, M. Cipriani^{a,b}, G. D'imperio^{a,b,14}, D. Del Re^{a,b,14}, M. Diemoz^a, S. Gelli^{a,b}, E. Longo^{a,b}, F. Margaroli^{a,b}, B. Marzocchi^{a,b}, P. Meridiani^a, G. Organtini^{a,b}, R. Paramatti^a, F. Preiato^{a,b}, S. Rahatlou^{a,b}, C. Rovelli^a, F. Santanastasio^{a,b}

^a INFN Sezione di Roma, Roma, Italy

^b Università di Roma, Roma, Italy

N. Amapane^{a,b}, R. Arcidiacono^{a,c,14}, S. Argiro^{a,b}, M. Arneodo^{a,c}, N. Bartosik^a, R. Bellan^{a,b}, C. Biino^a, N. Cartiglia^a, F. Cenna^{a,b}, M. Costa^{a,b}, R. Covarelli^{a,b}, A. Degano^{a,b}, N. Demaria^a, L. Finco^{a,b}, B. Kiani^{a,b}, C. Mariotti^a, S. Maselli^a, E. Migliore^{a,b}, V. Monaco^{a,b}, E. Monteil^{a,b}, M.M. Obertino^{a,b}, L. Pacher^{a,b}, N. Pastrone^a, M. Pelliccioni^a, G.L. Pinna Angioni^{a,b}, F. Ravera^{a,b}, A. Romero^{a,b}, M. Ruspa^{a,c}, R. Sacchi^{a,b}, K. Shchelina^{a,b}, V. Sola^a, A. Solano^{a,b}, A. Staiano^a, P. Traczyk^{a,b}

^a INFN Sezione di Torino, Torino, Italy

^b Università di Torino, Torino, Italy

^c Università del Piemonte Orientale, Novara, Italy

S. Belforte^a, M. Casarsa^a, F. Cossutti^a, G. Della Ricca^{a,b}, A. Zanetti^a

^a INFN Sezione di Trieste, Trieste, Italy

^b Università di Trieste, Trieste, Italy

D.H. Kim, G.N. Kim, M.S. Kim, S. Lee, S.W. Lee, Y.D. Oh, S. Sekmen, D.C. Son, Y.C. Yang

Kyungpook National University, Daegu, Republic of Korea

A. Lee

Chonbuk National University, Jeonju, Republic of Korea

H. Kim

Chonnam National University, Institute for Universe and Elementary Particles, Kwangju, Republic of Korea

J.A. Brochero Cifuentes, T.J. Kim

Hanyang University, Seoul, Republic of Korea

S. Cho, S. Choi, Y. Go, D. Gyun, S. Ha, B. Hong, Y. Jo, Y. Kim, B. Lee, K. Lee, K.S. Lee, S. Lee, J. Lim, S.K. Park, Y. Roh

Korea University, Seoul, Republic of Korea

J. Almond, J. Kim, H. Lee, S.B. Oh, B.C. Radburn-Smith, S.h. Seo, U.K. Yang, H.D. Yoo, G.B. Yu

Seoul National University, Seoul, Republic of Korea

M. Choi, H. Kim, J.H. Kim, J.S.H. Lee, I.C. Park, G. Ryu, M.S. Ryu

University of Seoul, Seoul, Republic of Korea

Y. Choi, J. Goh, C. Hwang, J. Lee, I. Yu

Sungkyunkwan University, Suwon, Republic of Korea

V. Dudenas, A. Juodagalvis, J. Vaitkus

Vilnius University, Vilnius, Lithuania

I. Ahmed, Z.A. Ibrahim, J.R. Komaragiri, M.A.B. Md Ali³¹, F. Mohamad Idris³², W.A.T. Wan Abdullah, M.N. Yusli, Z. Zolkapli

National Centre for Particle Physics, Universiti Malaya, Kuala Lumpur, Malaysia

H. Castilla-Valdez, E. De La Cruz-Burelo, I. Heredia-De La Cruz³³, A. Hernandez-Almada, R. Lopez-Fernandez, R. Magaña Villalba, J. Mejia Guisao, A. Sanchez-Hernandez

Centro de Investigacion y de Estudios Avanzados del IPN, Mexico City, Mexico

S. Carrillo Moreno, C. Oropeza Barrera, F. Vazquez Valencia

Universidad Iberoamericana, Mexico City, Mexico

S. Carpitneyro, I. Pedraza, H.A. Salazar Ibarquen, C. Uribe Estrada

Benemerita Universidad Autonoma de Puebla, Puebla, Mexico

A. Morelos Pineda

Universidad Autónoma de San Luis Potosí, San Luis Potosí, Mexico

D. Krofcheck

University of Auckland, Auckland, New Zealand

P.H. Butler

University of Canterbury, Christchurch, New Zealand

A. Ahmad, M. Ahmad, Q. Hassan, H.R. Hoorani, W.A. Khan, A. Saddique, M.A. Shah, M. Shoaib, M. Waqas

National Centre for Physics, Quaid-I-Azam University, Islamabad, Pakistan

H. Bialkowska, M. Bluj, B. Boimska, T. Frueboes, M. Górski, M. Kazana, K. Nawrocki, K. Romanowska-Rybinska, M. Szleper, P. Zalewski

National Centre for Nuclear Research, Swierk, Poland

K. Bunkowski, A. Byszuk³⁴, K. Doroba, A. Kalinowski, M. Konecki, J. Krolikowski, M. Misiura, M. Olszewski, M. Walczak

Institute of Experimental Physics, Faculty of Physics, University of Warsaw, Warsaw, Poland

P. Bargassa, C. Beirão Da Cruz E Silva, A. Di Francesco, P. Faccioli, P.G. Ferreira Parracho, M. Gallinaro, J. Hollar, N. Leonardo, L. Lloret Iglesias, M.V. Nemallapudi, J. Rodrigues Antunes, J. Seixas, O. Toldaiev, D. Vadrucio, J. Varela, P. Vischia

Laboratório de Instrumentação e Física Experimental de Partículas, Lisboa, Portugal

V. Alexakhin, I. Belotelov, I. Golutvin, I. Gorbunov, A. Kamenev, V. Karjavin, A. Lanev, A. Malakhov, V. Matveev^{35,36}, V. Palichik, V. Perelygin, M. Savina, S. Shmatov, S. Shulha, N. Skatchkov, V. Smirnov, N. Voytishin, A. Zarubin

Joint Institute for Nuclear Research, Dubna, Russia

L. Chtchypounov, V. Golovtsov, Y. Ivanov, V. Kim³⁷, E. Kuznetsova³⁸, V. Murzin, V. Oreshkin, V. Sulimov, A. Vorobyev

Petersburg Nuclear Physics Institute, Gatchina (St. Petersburg), Russia

Yu. Andreev, A. Dermenev, S. Gninenko, N. Golubev, A. Karneyeu, M. Kirsanov, N. Krasnikov, A. Pashenkov, D. Tlisov, A. Toropin

Institute for Nuclear Research, Moscow, Russia

V. Epshteyn, V. Gavrilov, N. Lychkovskaya, V. Popov, I. Pozdnyakov, G. Safronov, A. Spiridonov, M. Toms, E. Vlasov, A. Zhokin

Institute for Theoretical and Experimental Physics, Moscow, Russia

A. Bylinkin³⁶

Moscow Institute of Physics and Technology, Russia

R. Chistov³⁹, M. Danilov³⁹, V. Rusinov

National Research Nuclear University 'Moscow Engineering Physics Institute' (MEPhI), Moscow, Russia

V. Andreev, M. Azarkin³⁶, I. Dremin³⁶, M. Kirakosyan, A. Leonidov³⁶, S.V. Rusakov, A. Terkulov

P.N. Lebedev Physical Institute, Moscow, Russia

A. Baskakov, A. Belyaev, E. Boos, V. Bunichev, M. Dubinin⁴⁰, L. Dudko, V. Klyukhin, O. Kodolova, I. Lokhtin, I. Miagkov, S. Obraztsov, M. Perfilov, S. Petrushanko, V. Savrin, A. Snigirev

Skobeltsyn Institute of Nuclear Physics, Lomonosov Moscow State University, Moscow, Russia

V. Blinov⁴¹, Y. Skovpen⁴¹

Novosibirsk State University (NSU), Novosibirsk, Russia

I. Azhgirey, I. Bayshev, S. Bitioukov, D. Elumakhov, V. Kachanov, A. Kalinin, D. Konstantinov, V. Krychkin, V. Petrov, R. Ryutin, A. Sobol, S. Troshin, N. Tyurin, A. Uzunian, A. Volkov

State Research Center of Russian Federation, Institute for High Energy Physics, Protvino, Russia

P. Adzic⁴², P. Cirkovic, D. Devetak, M. Dordevic, J. Milosevic, V. Rekovic

University of Belgrade, Faculty of Physics and Vinca Institute of Nuclear Sciences, Belgrade, Serbia

J. Alcaraz Maestre, M. Barrio Luna, E. Calvo, M. Cerrada, M. Chamizo Llatas, N. Colino, B. De La Cruz, A. Delgado Peris, A. Escalante Del Valle, C. Fernandez Bedoya, J.P. Fernández Ramos, J. Flix, M.C. Fouz, P. Garcia-Abia, O. Gonzalez Lopez, S. Goy Lopez, J.M. Hernandez, M.I. Josa, E. Navarro De Martino, A. Pérez-Calero Yzquierdo, J. Puerta Pelayo, A. Quintario Olmeda, I. Redondo, L. Romero, M.S. Soares

Centro de Investigaciones Energéticas Medioambientales y Tecnológicas (CIEMAT), Madrid, Spain

J.F. de Trocóniz, M. Missiroli, D. Moran

Universidad Autónoma de Madrid, Madrid, Spain

J. Cuevas, J. Fernandez Menendez, I. Gonzalez Caballero, J.R. González Fernández, E. Palencia Cortezon, S. Sanchez Cruz, I. Suárez Andrés, J.M. Vizán Garcia

Universidad de Oviedo, Oviedo, Spain

I.J. Cabrillo, A. Calderon, J.R. Castiñeiras De Saa, E. Curras, M. Fernandez, J. Garcia-Ferrero, G. Gomez, A. Lopez Virto, J. Marco, C. Martinez Rivero, F. Matorras, J. Piedra Gomez, T. Rodrigo, A. Ruiz-Jimeno, L. Scodellaro, N. Trevisani, I. Vila, R. Vilar Cortabitarte

Instituto de Física de Cantabria (IFCA), CSIC-Universidad de Cantabria, Santander, Spain

D. Abbaneo, E. Auffray, G. Auzinger, M. Bachtis, P. Baillon, A.H. Ball, D. Barney, P. Bloch, A. Bocci, A. Bonato, C. Botta, T. Camporesi, R. Castello, M. Cepeda, G. Cerminara, M. D'Alfonso, D. d'Enterria, A. Dabrowski, V. Daponte, A. David, M. De Gruttola, A. De Roeck, E. Di Marco⁴³, M. Dobson, B. Dorney, T. du Pree, D. Duggan, M. Dünser, N. Dupont, A. Elliott-Peisert, S. Fartoukh, G. Franzoni, J. Fulcher, W. Funk, D. Gigi, K. Gill, M. Girone, F. Glege, D. Gulhan, S. Gundacker, M. Guthoff, J. Hammer, P. Harris, J. Hegeman, V. Innocente, P. Janot, J. Kieseler, H. Kirschenmann, V. Knünz, A. Kornmayer¹⁴, M.J. Kortelainen, K. Kousouris, M. Krammer¹, C. Lange, P. Lecoq, C. Lourenço, M.T. Lucchini, L. Malgeri, M. Mannelli, A. Martelli, F. Meijers, J.A. Merlin, S. Mersi, E. Meschi, F. Moortgat, S. Morovic, M. Mulders, H. Neugebauer, S. Orfanelli, L. Orsini, L. Pape, E. Perez, M. Peruzzi, A. Petrilli, G. Petrucciani, A. Pfeiffer, M. Pierini, A. Racz, T. Reis, G. Rolandi⁴⁴, M. Rovere, M. Ruan, H. Sakulin, J.B. Sauvan, C. Schäfer, C. Schwick, M. Seidel, A. Sharma, P. Silva, P. Sphicas⁴⁵, J. Steggemann, M. Stoye, Y. Takahashi, M. Tosi, D. Treille, A. Triossi, A. Tsiros, V. Veckalns⁴⁶, G.I. Veres¹⁹, N. Wardle, H.K. Wöhri, A. Zagozdinska³⁴, W.D. Zeuner

CERN, European Organization for Nuclear Research, Geneva, Switzerland

W. Bertl, K. Deiters, W. Erdmann, R. Horisberger, Q. Ingram, H.C. Kaestli, D. Kotlinski, U. Langenegger, T. Rohe

Paul Scherrer Institut, Villigen, Switzerland

F. Bachmair, L. Bäni, L. Bianchini, B. Casal, G. Dissertori, M. Dittmar, M. Donegà, C. Grab, C. Heidegger, D. Hits, J. Hoss, G. Kasieczka, P. Lecomte[†], W. Lustermann, B. Mangano, M. Marionneau, P. Martinez Ruiz del Arbol, M. Masciovecchio, M.T. Meinhard, D. Meister, F. Micheli, P. Musella, F. Nessi-Tedaldi, F. Pandolfi, J. Pata, F. Pauss, G. Perrin, L. Perrozzi, M. Quittnat, M. Rossini, M. Schönenberger, A. Starodumov⁴⁷, V.R. Tavolaro, K. Theofilatos, R. Wallny

Institute for Particle Physics, ETH Zurich, Zurich, Switzerland

T.K. Aarrestad, C. AMSler⁴⁸, L. Caminada, M.F. Canelli, A. De Cosa, C. Galloni, A. Hinzmann, T. Hreus, B. Kilminster, J. Ngadiuba, D. Pinna, G. Rauco, P. Robmann, D. Salerno, Y. Yang, A. Zucchetta

Universität Zürich, Zurich, Switzerland

V. Candelise, Y.H. Chang, C.W. Chen, T.H. Doan, Sh. Jain, R. Khurana, M. Konyushikhin, C.M. Kuo, W. Lin, Y.J. Lu, A. Pozdnyakov, H.Y.S. Tong, J.Y. Wu, S.S. Yu

National Central University, Chung-Li, Taiwan

Arun Kumar, P. Chang, Y.H. Chang, Y.W. Chang, Y. Chao, K.F. Chen, P.H. Chen, C. Dietz, F. Fiori, W.-S. Hou, Y. Hsiung, Y.F. Liu, R.-S. Lu, M. Miñano Moya, E. Paganis, A. Psallidas, J.f. Tsai, Y.M. Tzeng

National Taiwan University (NTU), Taipei, Taiwan

B. Asavapibhop, G. Singh, N. Srimanobhas, N. Suwonjandee

Chulalongkorn University, Faculty of Science, Department of Physics, Bangkok, Thailand

A. Adiguzel, S. Damarsecin, Z.S. Demiroglu, C. Dozen, E. Eskut, S. Girgis, G. Gokbulut, Y. Guler, I. Hos, E.E. Kangal⁴⁹, O. Kara, A. Kayis Topaksu, U. Kiminsu, M. Oglakci, G. Onengut⁵⁰, K. Ozdemir⁵¹, S. Ozturk⁵², A. Polatoz, B. Tali⁵³, S. Turkcapar, I.S. Zorbakir, C. Zorbilmez

Cukurova University, Adana, Turkey

B. Bilin, S. Bilmis, B. Isildak⁵⁴, G. Karapinar⁵⁵, M. Yalvac, M. Zeyrek

Middle East Technical University, Physics Department, Ankara, Turkey

E. Gülmez, M. Kaya⁵⁶, O. Kaya⁵⁷, E.A. Yetkin⁵⁸, T. Yetkin⁵⁹

Bogazici University, Istanbul, Turkey

A. Cakir, K. Cankocak, S. Sen⁶⁰

Istanbul Technical University, Istanbul, Turkey

B. Grynyov

Institute for Scintillation Materials of National Academy of Science of Ukraine, Kharkov, Ukraine

L. Levchuk, P. Sorokin

National Scientific Center, Kharkov Institute of Physics and Technology, Kharkov, Ukraine

R. Aggleton, F. Ball, L. Beck, J.J. Brooke, D. Burns, E. Clement, D. Cussans, H. Flacher, J. Goldstein, M. Grimes, G.P. Heath, H.F. Heath, J. Jacob, L. Kreczko, C. Lucas, D.M. Newbold⁶¹, S. Paramesvaran, A. Poll, T. Sakuma, S. Seif El Nasr-storey, D. Smith, V.J. Smith

University of Bristol, Bristol, United Kingdom

K.W. Bell, A. Belyaev⁶², C. Brew, R.M. Brown, L. Calligaris, D. Cieri, D.J.A. Cockerill, J.A. Coughlan, K. Harder, S. Harper, E. Olaiya, D. Petyt, C.H. Shepherd-Themistocleous, A. Thea, I.R. Tomalin, T. Williams

Rutherford Appleton Laboratory, Didcot, United Kingdom

M. Baber, R. Bainbridge, O. Buchmuller, A. Bundock, D. Burton, S. Casasso, M. Citron, D. Colling, L. Corpe, P. Dauncey, G. Davies, A. De Wit, M. Della Negra, R. Di Maria, P. Dunne, A. Elwood, D. Futyan, Y. Haddad, G. Hall, G. Iles, T. James, R. Lane, C. Laner, R. Lucas⁶¹, L. Lyons, A.-M. Magnan, S. Malik, L. Mastrolorenzo, J. Nash, A. Nikitenko⁴⁷, J. Pela, B. Penning, M. Pesaresi, D.M. Raymond, A. Richards, A. Rose, C. Seez, S. Summers, A. Tapper, K. Uchida, M. Vazquez Acosta⁶³, T. Virdee¹⁴, J. Wright, S.C. Zenz

Imperial College, London, United Kingdom

J.E. Cole, P.R. Hobson, A. Khan, P. Kyberd, D. Leslie, I.D. Reid, P. Symonds, L. Teodorescu, M. Turner

Brunel University, Uxbridge, United Kingdom

A. Borzou, K. Call, J. Dittmann, K. Hatakeyama, H. Liu, N. Pastika

Baylor University, Waco, USA

O. Charaf, S.I. Cooper, C. Henderson, P. Rumerio, C. West

The University of Alabama, Tuscaloosa, USA

D. Arcaro, A. Avetisyan, T. Bose, D. Gastler, D. Rankin, C. Richardson, J. Rohlf, L. Sulak, D. Zou

Boston University, Boston, USA

G. Benelli, E. Berry, D. Cutts, A. Garabedian, J. Hakala, U. Heintz, J.M. Hogan, O. Jesus, K.H.M. Kwok, E. Laird, G. Landsberg, Z. Mao, M. Narain, S. Piperov, S. Sagir, E. Spencer, R. Syarif

Brown University, Providence, USA

R. Breedon, G. Breto, D. Burns, M. Calderon De La Barca Sanchez, S. Chauhan, M. Chertok, J. Conway, R. Conway, P.T. Cox, R. Erbacher, C. Flores, G. Funk, M. Gardner, W. Ko, R. Lander, C. Mclean, M. Mulhearn, D. Pellett, J. Pilot, S. Shalhout, J. Smith, M. Squires, D. Stolp, M. Tripathi, S. Wilbur, R. Yohay

University of California, Davis, Davis, USA

C. Bravo, R. Cousins, P. Everaerts, A. Florent, J. Hauser, M. Ignatenko, N. Mccoll, D. Saltzberg, C. Schnaible, E. Takasugi, V. Valuev, M. Weber

University of California, Los Angeles, USA

K. Burt, R. Clare, J. Ellison, J.W. Gary, S.M.A. Ghiasi Shirazi, G. Hanson, J. Heilman, P. Jandir, E. Kennedy, F. Lacroix, O.R. Long, M. Olmedo Negrete, M.I. Paneva, A. Shrinivas, W. Si, H. Wei, S. Wimpenny, B.R. Yates

University of California, Riverside, Riverside, USA

J.G. Branson, G.B. Cerati, S. Cittolin, M. Derdzinski, R. Gerosa, A. Holzner, D. Klein, V. Krutelyov, J. Letts, I. Macneill, D. Olivito, S. Padhi, M. Pieri, M. Sani, V. Sharma, S. Simon, M. Tadel, A. Vartak, S. Wasserbaech⁶⁴, C. Welke, J. Wood, F. Würthwein, A. Yagil, G. Zevi Della Porta

University of California, San Diego, La Jolla, USA

N. Amin, R. Bhandari, J. Bradmiller-Feld, C. Campagnari, A. Dishaw, V. Dutta, K. Flowers, M. Franco Sevilla, P. Geffert, C. George, F. Golf, L. Gouskos, J. Gran, R. Heller, J. Incandela, S.D. Mullin, A. Ovcharova, J. Richman, D. Stuart, I. Suarez, J. Yoo

University of California, Santa Barbara – Department of Physics, Santa Barbara, USA

D. Anderson, A. Apresyan, J. Bendavid, A. Bornheim, J. Bunn, Y. Chen, J. Duarte, J.M. Lawhorn, A. Mott, H.B. Newman, C. Pena, M. Spiropulu, J.R. Vlimant, S. Xie, R.Y. Zhu

California Institute of Technology, Pasadena, USA

M.B. Andrews, V. Azzolini, T. Ferguson, M. Paulini, J. Russ, M. Sun, H. Vogel, I. Vorobiev

Carnegie Mellon University, Pittsburgh, USA

J.P. Cumalat, W.T. Ford, F. Jensen, A. Johnson, M. Krohn, T. Mulholland, K. Stenson, S.R. Wagner

University of Colorado Boulder, Boulder, USA

J. Alexander, J. Chaves, J. Chu, S. Dittmer, K. Mcdermott, N. Mirman, G. Nicolas Kaufman, J.R. Patterson, A. Rinkevicius, A. Ryd, L. Skinnari, L. Soffi, S.M. Tan, Z. Tao, J. Thom, J. Tucker, P. Wittich, M. Zientek

Cornell University, Ithaca, USA

D. Winn

Fairfield University, Fairfield, USA

S. Abdullin, M. Albrow, G. Apollinari, S. Banerjee, L.A.T. Bauerdick, A. Beretvas, J. Berryhill, P.C. Bhat, G. Bolla, K. Burkett, J.N. Butler, H.W.K. Cheung, F. Chlebana, S. Cihangir[†], M. Cremonesi, V.D. Elvira, I. Fisk, J. Freeman, E. Gottschalk, L. Gray, D. Green, S. Grünendahl, O. Gutsche, D. Hare, R.M. Harris, S. Hasegawa, J. Hirschauer, Z. Hu, B. Jayatilaka, S. Jindariani, M. Johnson, U. Joshi, B. Klima, B. Kreis, S. Lammel, J. Linacre, D. Lincoln, R. Lipton, T. Liu, R. Lopes De Sá, J. Lykken, K. Maeshima, N. Magini, J.M. Marraffino, S. Maruyama, D. Mason, P. McBride, P. Merkel, S. Mrenna, S. Nahn, C. Newman-Holmes[†], V. O'Dell, K. Pedro, O. Prokofyev, G. Rakness, L. Ristori, E. Sexton-Kennedy, A. Soha, W.J. Spalding, L. Spiegel, S. Stoynev, N. Strobbe, L. Taylor, S. Tkaczyk, N.V. Tran, L. Uplegger, E.W. Vaandering, C. Vernieri, M. Verzocchi, R. Vidal, M. Wang, H.A. Weber, A. Whitbeck

Fermi National Accelerator Laboratory, Batavia, USA

D. Acosta, P. Avery, P. Bortignon, D. Bourilkov, A. Brinkerhoff, A. Carnes, M. Carver, D. Curry, S. Das, R.D. Field, I.K. Furic, J. Konigsberg, A. Korytov, P. Ma, K. Matchev, H. Mei, P. Milenovic⁶⁵, G. Mitselmakher, D. Rank, L. Shchutska, D. Sperka, L. Thomas, J. Wang, S. Wang, J. Yelton

University of Florida, Gainesville, USA

S. Linn, P. Markowitz, G. Martinez, J.L. Rodriguez

Florida International University, Miami, USA

A. Ackert, J.R. Adams, T. Adams, A. Askew, S. Bein, B. Diamond, S. Hagopian, V. Hagopian, K.F. Johnson, A. Khatiwada, H. Prosper, A. Santra, M. Weinberg

Florida State University, Tallahassee, USA

M.M. Baarmand, V. Bhopatkar, S. Colafranceschi⁶⁶, M. Hohlmann, D. Noonan, T. Roy, F. Yumiceva

Florida Institute of Technology, Melbourne, USA

M.R. Adams, L. Apanasevich, D. Berry, R.R. Betts, I. Bucinskaite, R. Cavanaugh, O. Evdokimov, L. Gauthier, C.E. Gerber, D.J. Hofman, K. Jung, P. Kurt, C. O'Brien, I.D. Sandoval Gonzalez, P. Turner, N. Varelas, H. Wang, Z. Wu, M. Zakaria, J. Zhang

University of Illinois at Chicago (UIC), Chicago, USA

B. Bilki⁶⁷, W. Clarida, K. Dilsiz, S. Durgut, R.P. Gandrajula, M. Haytmyradov, V. Khristenko, J.-P. Merlo, H. Mermerkaya⁶⁸, A. Mestvirishvili, A. Moeller, J. Nachtman, H. Ogul, Y. Onel, F. Ozok⁶⁹, A. Penzo, C. Snyder, E. Tiras, J. Wetzel, K. Yi

The University of Iowa, Iowa City, USA

I. Anderson, B. Blumenfeld, A. Cocoros, N. Eminizer, D. Fehling, L. Feng, A.V. Gritsan, P. Maksimovic, C. Martin, M. Osherson, J. Roskes, U. Sarica, M. Swartz, M. Xiao, Y. Xin, C. You

Johns Hopkins University, Baltimore, USA

A. Al-bataineh, P. Baringer, A. Bean, S. Boren, J. Bowen, C. Bruner, J. Castle, L. Forthomme, R.P. Kenny III, A. Kropivnitskaya, D. Majumder, W. Mcbrayer, M. Murray, S. Sanders, R. Stringer, J.D. Tapia Takaki, Q. Wang

The University of Kansas, Lawrence, USA

A. Ivanov, K. Kaadze, S. Khalil, Y. Maravin, A. Mohammadi, L.K. Saini, N. Skhirtladze, S. Toda

Kansas State University, Manhattan, USA

F. Rebassoo, D. Wright

Lawrence Livermore National Laboratory, Livermore, USA

C. Anelli, A. Baden, O. Baron, A. Belloni, B. Calvert, S.C. Eno, C. Ferraioli, J.A. Gomez, N.J. Hadley, S. Jabeen, R.G. Kellogg, T. Kolberg, J. Kunkle, Y. Lu, A.C. Mignerey, F. Ricci-Tam, Y.H. Shin, A. Skuja, M.B. Tonjes, S.C. Tonwar

University of Maryland, College Park, USA

D. Abercrombie, B. Allen, A. Apyan, R. Barbieri, A. Baty, R. Bi, K. Bierwagen, S. Brandt, W. Busza, I.A. Cali, Z. Demiragli, L. Di Matteo, G. Gomez Ceballos, M. Goncharov, D. Hsu, Y. Iiyama, G.M. Innocenti, M. Klute, D. Kovalskyi, K. Krajczar, Y.S. Lai, Y.-J. Lee, A. Levin, P.D. Luckey, B. Maier, A.C. Marini, C. McGinn, C. Mironov, S. Narayanan, X. Niu, C. Paus, C. Roland, G. Roland, J. Salfeld-Nebgen, G.S.F. Stephans, K. Sumorok, K. Tatar, M. Varma, D. Velicanu, J. Veverka, J. Wang, T.W. Wang, B. Wyslouch, M. Yang, V. Zhukova

Massachusetts Institute of Technology, Cambridge, USA

A.C. Benvenuti, R.M. Chatterjee, A. Evans, A. Finkel, A. Gude, P. Hansen, S. Kalafut, S.C. Kao, Y. Kubota, Z. Lesko, J. Mans, S. Nourbakhsh, N. Ruckstuhl, R. Rusack, N. Tambe, J. Turkewitz

University of Minnesota, Minneapolis, USA

J.G. Acosta, S. Oliveros

University of Mississippi, Oxford, USA

E. Avdeeva, R. Bartek, K. Bloom, D.R. Claes, A. Dominguez, C. Fangmeier, R. Gonzalez Suarez, R. Kamalieddin, I. Kravchenko, A. Malta Rodrigues, F. Meier, J. Monroy, J.E. Siado, G.R. Snow, B. Stieger

University of Nebraska-Lincoln, Lincoln, USA

M. Alyari, J. Dolen, J. George, A. Godshalk, C. Harrington, I. Iashvili, J. Kaisen, A. Kharchilava, A. Kumar, A. Parker, S. Rappoccio, B. Roozbahani

State University of New York at Buffalo, Buffalo, USA

G. Alverson, E. Barberis, A. Hortiangtham, A. Massironi, D.M. Morse, D. Nash, T. Orimoto, R. Teixeira De Lima, D. Trocino, R.-J. Wang, D. Wood

Northeastern University, Boston, USA

S. Bhattacharya, K.A. Hahn, A. Kubik, A. Kumar, J.F. Low, N. Mucia, N. Odell, B. Pollack, M.H. Schmitt, K. Sung, M. Trovato, M. Velasco

Northwestern University, Evanston, USA

N. Dev, M. Hildreth, K. Hurtado Anampa, C. Jessop, D.J. Karmgard, N. Kellams, K. Lannon, N. Marinelli, F. Meng, C. Mueller, Y. Musienko³⁵, M. Planer, A. Reinsvold, R. Ruchti, G. Smith, S. Taroni, M. Wayne, M. Wolf, A. Woodard

University of Notre Dame, Notre Dame, USA

J. Alimena, L. Antonelli, J. Brinson, B. Bylsma, L.S. Durkin, S. Flowers, B. Francis, A. Hart, C. Hill, R. Hughes, W. Ji, B. Liu, W. Luo, D. Puigh, B.L. Winer, H.W. Wulsin

The Ohio State University, Columbus, USA

S. Cooperstein, O. Driga, P. Elmer, J. Hardenbrook, P. Hebda, D. Lange, J. Luo, D. Marlow, J. Mc Donald, T. Medvedeva, K. Mei, M. Mooney, J. Olsen, C. Palmer, P. Piroué, D. Stickland, C. Tully, A. Zuranski

Princeton University, Princeton, USA

S. Malik

University of Puerto Rico, Mayaguez, USA

A. Barker, V.E. Barnes, S. Folgueras, L. Gutay, M.K. Jha, M. Jones, A.W. Jung, D.H. Miller, N. Neumeister, J.F. Schulte, X. Shi, J. Sun, A. Svyatkovskiy, F. Wang, W. Xie, L. Xu

Purdue University, West Lafayette, USA

N. Parashar, J. Stupak

Purdue University Calumet, Hammond, USA

A. Adair, B. Akgun, Z. Chen, K.M. Ecklund, F.J.M. Geurts, M. Guilbaud, W. Li, B. Michlin, M. Northup, B.P. Padley, R. Redjimi, J. Roberts, J. Rorie, Z. Tu, J. Zabel

Rice University, Houston, USA

B. Betchart, A. Bodek, P. de Barbaro, R. Demina, Y.t. Duh, T. Ferbel, M. Galanti, A. Garcia-Bellido, J. Han, O. Hindrichs, A. Khukhunaishvili, K.H. Lo, P. Tan, M. Verzetti

University of Rochester, Rochester, USA

A. Agapitos, J.P. Chou, E. Contreras-Campana, Y. Gershtein, T.A. Gómez Espinosa, E. Halkiadakis, M. Heindl, D. Hidas, E. Hughes, S. Kaplan, R. Kunnawalkam Elayavalli, S. Kyriacou, A. Lath, K. Nash, H. Saka, S. Salur, S. Schnetzer, D. Sheffield, S. Somalwar, R. Stone, S. Thomas, P. Thomassen, M. Walker

Rutgers, The State University of New Jersey, Piscataway, USA

A.G. Delannoy, M. Foerster, J. Heideman, G. Riley, K. Rose, S. Spanier, K. Thapa

University of Tennessee, Knoxville, USA

O. Bouhali⁷⁰, A. Celik, M. Dalchenko, M. De Mattia, A. Delgado, S. Dildick, R. Eusebi, J. Gilmore, T. Huang, E. Juska, T. Kamon⁷¹, R. Mueller, Y. Pakhotin, R. Patel, A. Perloff, L. Perniè, D. Rathjens, A. Rose, A. Safonov, A. Tatarinov, K.A. Ulmer

Texas A&M University, College Station, USA

N. Akchurin, C. Cowden, J. Damgov, F. De Guio, C. Dragoiu, P.R. Duderod, J. Faulkner, E. Gурpinar, S. Kunori, K. Lamichhane, S.W. Lee, T. Libeiro, T. Peltola, S. Undleeb, I. Volobouev, Z. Wang

Texas Tech University, Lubbock, USA

S. Greene, A. Gurrola, R. Janjam, W. Johns, C. Maguire, A. Melo, H. Ni, P. Sheldon, S. Tuo, J. Velkovska, Q. Xu

Vanderbilt University, Nashville, USA

M.W. Arenton, P. Barria, B. Cox, J. Goodell, R. Hirosky, A. Ledovskoy, H. Li, C. Neu, T. Sinthuprasith, X. Sun, Y. Wang, E. Wolfe, F. Xia

University of Virginia, Charlottesville, USA

C. Clarke, R. Harr, P.E. Karchin, J. Sturdy

Wayne State University, Detroit, USA

D.A. Belknap, C. Caillol, S. Dasu, L. Dodd, S. Duric, B. Gomber, M. Grothe, M. Herndon, A. Hervé, P. Klabbbers, A. Lanaro, A. Levine, K. Long, R. Loveless, I. Ojalvo, T. Perry, G.A. Pierro, G. Polese, T. Ruggles, A. Savin, N. Smith, W.H. Smith, D. Taylor, N. Woods

University of Wisconsin-Madison, Madison, WI, USA

† Deceased.

- 1 Also at Vienna University of Technology, Vienna, Austria.
- 2 Also at State Key Laboratory of Nuclear Physics and Technology, Peking University, Beijing, China.
- 3 Also at Institut Pluridisciplinaire Hubert Curien, Université de Strasbourg, Université de Haute Alsace Mulhouse, CNRS/IN2P3, Strasbourg, France.
- 4 Also at Universidade Estadual de Campinas, Campinas, Brazil.
- 5 Also at Universidade Federal de Pelotas, Pelotas, Brazil.
- 6 Also at Université Libre de Bruxelles, Bruxelles, Belgium.
- 7 Also at Deutsches Elektronen-Synchrotron, Hamburg, Germany.
- 8 Also at Joint Institute for Nuclear Research, Dubna, Russia.
- 9 Also at Ain Shams University, Cairo, Egypt.
- 10 Now at British University in Egypt, Cairo, Egypt.
- 11 Also at Zewail City of Science and Technology, Zewail, Egypt.
- 12 Also at Université de Haute Alsace, Mulhouse, France.
- 13 Also at Skobeltsyn Institute of Nuclear Physics, Lomonosov Moscow State University, Moscow, Russia.
- 14 Also at CERN, European Organization for Nuclear Research, Geneva, Switzerland.
- 15 Also at RWTH Aachen University, III. Physikalisches Institut A, Aachen, Germany.
- 16 Also at University of Hamburg, Hamburg, Germany.
- 17 Also at Brandenburg University of Technology, Cottbus, Germany.
- 18 Also at Institute of Nuclear Research ATOMKI, Debrecen, Hungary.
- 19 Also at MTA-ELTE Lendület CMS Particle and Nuclear Physics Group, Eötvös Loránd University, Budapest, Hungary.
- 20 Also at University of Debrecen, Debrecen, Hungary.
- 21 Also at Indian Institute of Science Education and Research, Bhopal, India.
- 22 Also at Institute of Physics, Bhubaneswar, India.
- 23 Also at University of Visva-Bharati, Santiniketan, India.
- 24 Also at University of Ruhuna, Matara, Sri Lanka.
- 25 Also at Isfahan University of Technology, Isfahan, Iran.
- 26 Also at University of Tehran, Department of Engineering Science, Tehran, Iran.
- 27 Also at Yazd University, Yazd, Iran.
- 28 Also at Plasma Physics Research Center, Science and Research Branch, Islamic Azad University, Tehran, Iran.
- 29 Also at Università degli Studi di Siena, Siena, Italy.
- 30 Also at Purdue University, West Lafayette, USA.
- 31 Also at International Islamic University of Malaysia, Kuala Lumpur, Malaysia.
- 32 Also at Malaysian Nuclear Agency, MOSTI, Kajang, Malaysia.
- 33 Also at Consejo Nacional de Ciencia y Tecnología, Mexico city, Mexico.
- 34 Also at Warsaw University of Technology, Institute of Electronic Systems, Warsaw, Poland.
- 35 Also at Institute for Nuclear Research, Moscow, Russia.
- 36 Now at National Research Nuclear University 'Moscow Engineering Physics Institute' (MEPhI), Moscow, Russia.
- 37 Also at St. Petersburg State Polytechnical University, St. Petersburg, Russia.
- 38 Also at University of Florida, Gainesville, USA.
- 39 Also at P.N. Lebedev Physical Institute, Moscow, Russia.
- 40 Also at California Institute of Technology, Pasadena, USA.
- 41 Also at Budker Institute of Nuclear Physics, Novosibirsk, Russia.
- 42 Also at Faculty of Physics, University of Belgrade, Belgrade, Serbia.
- 43 Also at INFN Sezione di Roma; Università di Roma, Roma, Italy.
- 44 Also at Scuola Normale e Sezione dell'INFN, Pisa, Italy.
- 45 Also at National and Kapodistrian University of Athens, Athens, Greece.
- 46 Also at Riga Technical University, Riga, Latvia.
- 47 Also at Institute for Theoretical and Experimental Physics, Moscow, Russia.
- 48 Also at Albert Einstein Center for Fundamental Physics, Bern, Switzerland.
- 49 Also at Mersin University, Mersin, Turkey.
- 50 Also at Cag University, Mersin, Turkey.
- 51 Also at Piri Reis University, Istanbul, Turkey.
- 52 Also at Gaziosmanpasa University, Tokat, Turkey.
- 53 Also at Adiyaman University, Adiyaman, Turkey.
- 54 Also at Ozyegin University, Istanbul, Turkey.
- 55 Also at Izmir Institute of Technology, Izmir, Turkey.
- 56 Also at Marmara University, Istanbul, Turkey.
- 57 Also at Kafkas University, Kars, Turkey.
- 58 Also at Istanbul Bilgi University, Istanbul, Turkey.
- 59 Also at Yildiz Technical University, Istanbul, Turkey.
- 60 Also at Hacettepe University, Ankara, Turkey.
- 61 Also at Rutherford Appleton Laboratory, Didcot, United Kingdom.
- 62 Also at School of Physics and Astronomy, University of Southampton, Southampton, United Kingdom.
- 63 Also at Instituto de Astrofísica de Canarias, La Laguna, Spain.
- 64 Also at Utah Valley University, Orem, USA.
- 65 Also at University of Belgrade, Faculty of Physics and Vinca Institute of Nuclear Sciences, Belgrade, Serbia.
- 66 Also at Facoltà Ingegneria, Università di Roma, Roma, Italy.
- 67 Also at Argonne National Laboratory, Argonne, USA.
- 68 Also at Erzincan University, Erzincan, Turkey.

⁶⁹ Also at Mimar Sinan University, Istanbul, Istanbul, Turkey.

⁷⁰ Also at Texas A&M University at Qatar, Doha, Qatar.

⁷¹ Also at Kyungpook National University, Daegu, Korea.