



MIT Open Access Articles

Measurement of Longitudinal Spin Asymmetries for Weak Boson Production in Polarized Proton-Proton Collisions at RHIC

The MIT Faculty has made this article openly available. **Please share** how this access benefits you. Your story matters.

Citation	Adamczyk, L., J. K. Adkins, G. Agakishiev, M. M. Aggarwal, Z. Ahammed, I. Alekseev, J. Alford, et al. "Measurement of Longitudinal Spin Asymmetries for Weak Boson Production in Polarized Proton-Proton Collisions at RHIC." <i>Physical Review Letters</i> 113, no. 7 (August 2014). © 2014 American Physical Society
As Published	http://dx.doi.org/10.1103/PhysRevLett.113.072301
Publisher	American Physical Society
Version	Final published version
Accessed	Wed Sep 12 09:32:45 EDT 2018
Citable Link	http://hdl.handle.net/1721.1/91224
Terms of Use	Article is made available in accordance with the publisher's policy and may be subject to US copyright law. Please refer to the publisher's site for terms of use.
Detailed Terms	

Measurement of Longitudinal Spin Asymmetries for Weak Boson Production in Polarized Proton-Proton Collisions at RHIC

L. Adamczyk,¹ J. K. Adkins,²³ G. Agakishiev,²¹ M. M. Aggarwal,³⁵ Z. Ahammed,⁵³ I. Alekseev,¹⁹ J. Alford,²² C. D. Anson,³² A. Aparin,²¹ D. Arkhipkin,⁴ E. C. Aschenauer,⁴ G. S. Averichev,²¹ J. Balewski,²⁷ A. Banerjee,⁵³ D. R. Beavis,⁴ R. Bellwied,⁴⁹ A. Bhasin,²⁰ A. K. Bhati,³⁵ P. Bhattarai,⁴⁸ H. Bichsel,⁵⁵ J. Bielcik,¹³ J. Bielcikova,¹⁴ L. C. Bland,⁴ I. G. Bordyuzhin,¹⁹ W. Borowski,⁴⁵ J. Bouchet,²² A. V. Brandin,³⁰ S. G. Brovko,⁶ S. Bültmann,³³ I. Bunzarov,²¹ T. P. Burton,⁴ J. Butterworth,⁴¹ H. Caines,⁵⁷ M. Calderón de la Barca Sánchez,⁶ J. M. Campbell,³² D. Cebra,⁶ R. Cendejas,³⁶ M. C. Cervantes,⁴⁷ P. Chaloupka,¹³ Z. Chang,⁴⁷ S. Chattopadhyay,⁵³ H. F. Chen,⁴² J. H. Chen,⁴⁴ L. Chen,⁹ J. Cheng,⁵⁰ M. Cherney,¹² A. Chikanian,⁵⁷ W. Christie,⁴ J. Chwastowski,¹¹ M. J. M. Codrington,⁴⁸ G. Contin,²⁶ J. G. Cramer,⁵⁵ H. J. Crawford,⁵ X. Cui,⁴² S. Das,¹⁶ A. Davila Leyva,⁴⁸ L. C. De Silva,¹² R. R. Debbé,⁴ T. G. Dedovich,²¹ J. Deng,⁴³ A. A. Derevschikov,³⁷ R. Derradi de Souza,⁸ S. Dhamija,¹⁸ B. di Ruzza,⁴ L. Didenko,⁴ C. Dilks,³⁶ F. Ding,⁶ P. Djawotho,⁴⁷ X. Dong,²⁶ J. L. Drachenberg,⁵² J. E. Draper,⁶ C. M. Du,²⁵ L. E. Dunkelberger,⁷ J. C. Dunlop,⁴ L. G. Efimov,²¹ J. Engelage,⁵ K. S. Engle,⁵¹ G. Eppley,⁴¹ L. Eun,²⁶ O. Evdokimov,¹⁰ O. Eysler,⁴ R. Fatemi,²³ S. Fazio,⁴ J. Fedorisin,²¹ P. Filip,²¹ E. Finch,⁵⁷ Y. Fisyak,⁴ C. E. Flores,⁶ C. A. Gagliardi,⁴⁷ D. R. Gangadharan,³² D. Garand,³⁸ F. Geurts,⁴¹ A. Gibson,⁵² M. Girard,⁵⁴ S. Gliske,² L. Greiner,²⁶ D. Grosnick,⁵² D. S. Gunarathne,⁴⁶ Y. Guo,⁴² A. Gupta,²⁰ S. Gupta,²⁰ W. Gurny,⁴ B. Haag,⁶ A. Hamed,⁴⁷ L.-X. Han,⁴⁴ R. Haque,³¹ J. W. Harris,⁵⁷ S. Heppelmann,³⁶ A. Hirsch,³⁸ G. W. Hoffmann,⁴⁸ D. J. Hofman,¹⁰ S. Horvat,⁵⁷ B. Huang,⁴ H. Z. Huang,⁷ X. Huang,⁵⁰ P. Huck,⁹ T. J. Humanic,³² G. Igo,⁷ W. W. Jacobs,¹⁸ H. Jang,²⁴ E. G. Judd,⁵ S. Kabana,⁴⁵ D. Kalinkin,¹⁹ K. Kang,⁵⁰ K. Kauder,¹⁰ H. W. Ke,⁴ D. Keane,²² A. Kechechyan,²¹ A. Kesich,⁶ Z. H. Khan,¹⁰ D. P. Kikola,⁵⁴ I. Kisel,¹⁵ A. Kisel,⁵⁴ D. D. Koetke,⁵² T. Kollegger,¹⁵ J. Konzer,³⁸ I. Koralt,³³ L. K. Kosarzewski,⁵⁴ L. Kotchenda,³⁰ A. F. Kraishan,⁴⁶ P. Kravtsov,³⁰ K. Krueger,² I. Kulakov,¹⁵ L. Kumar,³¹ R. A. Kycia,¹¹ M. A. C. Lamont,⁴ J. M. Landgraf,⁴ K. D. Landry,⁷ J. Lauret,⁴ A. Lebedev,⁴ R. Lednicky,²¹ J. H. Lee,⁴ M. J. LeVine,⁴ C. Li,⁴² W. Li,⁴⁴ X. Li,³⁸ X. Li,⁴⁶ Y. Li,⁵⁰ Z. M. Li,⁹ M. A. Lisa,³² F. Liu,⁹ T. Ljubicic,⁴ W. J. Llope,⁴¹ M. Lomnitz,²² R. S. Longacre,⁴ X. Luo,⁹ G. L. Ma,⁴⁴ Y. G. Ma,⁴⁴ D. M. M. D. Madagodagetige Don,¹² D. P. Mahapatra,¹⁶ R. Majka,⁵⁷ S. Margetis,²² C. Markert,⁴⁸ H. Masui,²⁶ H. S. Matis,²⁶ D. McDonald,⁴⁹ T. S. McShane,¹² N. G. Minaev,³⁷ S. Mioduszewski,⁴⁷ B. Mohanty,³¹ M. M. Mondal,⁴⁷ D. A. Morozov,³⁷ M. K. Mustafa,²⁶ B. K. Nandi,¹⁷ Md. Nasim,³¹ T. K. Nayak,⁵³ J. M. Nelson,³ G. Nigmatkulov,³⁰ L. V. Nogach,³⁷ S. Y. Noh,²⁴ J. Novak,²⁹ S. B. Nurushev,³⁷ G. Odyniec,²⁶ A. Ogawa,⁴ K. Oh,³⁹ A. Ohlson,⁵⁷ V. Okorokov,³⁰ E. W. Oldag,⁴⁸ D. L. Olivitt, Jr.,⁴⁶ M. Pachr,¹³ B. S. Page,¹⁸ S. K. Pal,⁵³ Y. X. Pan,⁷ Y. Pandit,¹⁰ Y. Panebratsev,²¹ T. Pawlak,⁵⁴ B. Pawlik,³⁴ H. Pei,⁹ C. Perkins,⁵ W. Peryt,⁵⁴ P. Pile,⁴ M. Planinic,⁵⁸ J. Pluta,⁵⁴ N. Poljak,⁵⁸ K. Poniatowska,⁵⁴ J. Porter,²⁶ A. M. Poskanzer,²⁶ N. K. Pruthi,³⁵ M. Przybycien,¹ P. R. Pujahari,¹⁷ J. Putschke,⁵⁶ H. Qiu,²⁶ A. Quintero,²² S. Ramachandran,²³ R. Raniwala,⁴⁰ S. Raniwala,⁴⁰ R. L. Ray,⁴⁸ C. K. Riley,⁵⁷ H. G. Ritter,²⁶ J. B. Roberts,⁴¹ O. V. Rogachevskiy,²¹ J. L. Romero,⁶ J. F. Ross,¹² A. Roy,⁵³ L. Ruan,⁴ J. Rusnak,¹⁴ O. Rusnakova,¹³ N. R. Sahoo,⁴⁷ P. K. Sahu,¹⁶ I. Sakrejda,²⁶ S. Salur,²⁶ J. Sandweiss,⁵⁷ E. Sangaline,⁶ A. Sarkar,¹⁷ J. Schambach,⁴⁸ R. P. Scharenberg,³⁸ A. M. Schmah,²⁶ W. B. Schmidke,⁴ N. Schmitz,²⁸ J. Seger,¹² P. Seyboth,²⁸ N. Shah,⁷ E. Shahaiev,²¹ P. V. Shanmuganathan,²² M. Shao,⁴² B. Sharma,³⁵ W. Q. Shen,⁴⁴ S. S. Shi,²⁶ Q. Y. Shou,⁴⁴ E. P. Sichtermann,²⁶ R. N. Singaraju,⁵³ M. J. Skoby,¹⁸ D. Smirnov,⁴ N. Smirnov,⁵⁷ D. Solanki,⁴⁰ P. Sorensen,⁴ H. M. Spinka,² B. Srivastava,³⁸ T. D. S. Stanislaus,⁵² J. R. Stevens,²⁷ R. Stock,¹⁵ M. Strikhanov,³⁰ B. Stringfellow,³⁸ M. Sumner,¹⁴ X. Sun,²⁶ X. M. Sun,²⁶ Y. Sun,⁴² Z. Sun,²⁵ B. Surrøw,⁴⁶ D. N. Svirida,¹⁹ T. J. M. Symons,²⁶ M. A. Szelezniak,²⁶ J. Takahashi,⁸ A. H. Tang,⁴ Z. Tang,⁴² T. Tarnowsky,²⁹ J. H. Thomas,²⁶ A. R. Timmins,⁴⁹ D. Tlusty,¹⁴ M. Tokarev,²¹ S. Trentalange,⁷ R. E. Tribble,⁴⁷ P. Tribedy,⁵³ B. A. Trzeciak,¹³ O. D. Tsai,⁷ J. Turnau,³⁴ T. Ullrich,⁴ D. G. Underwood,² G. Van Buren,⁴ G. van Nieuwenhuizen,²⁷ M. Vandenbroucke,⁴⁶ J. A. Vanfossen, Jr.,²² R. Varma,¹⁷ G. M. S. Vasconcelos,⁸ A. N. Vasiliev,³⁷ R. Vertesi,¹⁴ F. Videbæk,⁴ Y. P. Vijoyi,⁵³ S. Vokal,²¹ A. Vossen,¹⁸ M. Wada,⁴⁸ F. Wang,³⁸ G. Wang,⁷ H. Wang,⁴ J. S. Wang,²⁵ X. L. Wang,⁴² Y. Wang,⁵⁰ Y. Wang,¹⁰ G. Webb,²³ J. C. Webb,⁴ G. D. Westfall,²⁹ H. Wieman,²⁶ S. W. Wissink,¹⁸ R. Witt,⁵¹ Y. F. Wu,⁹ Z. Xiao,⁵⁰ W. Xie,³⁸ K. Xin,⁴¹ H. Xu,²⁵ J. Xu,⁹ N. Xu,²⁶ Q. H. Xu,⁴³ Y. Xu,⁴² Z. Xu,⁴ W. Yan,⁵⁰ C. Yang,⁴² Y. Yang,²⁵ Y. Yang,⁹ Z. Ye,¹⁰ P. Yepes,⁴¹ L. Yi,³⁸ K. Yip,⁴ I.-K. Yoo,³⁹ N. Yu,⁹ Y. Zawisza,⁴² H. Zbroszczyk,⁵⁴ W. Zha,⁴² J. B. Zhang,⁹ J. L. Zhang,⁴³ S. Zhang,⁴⁴ X. P. Zhang,⁵⁰ Y. Zhang,⁴² Z. P. Zhang,⁴² F. Zhao,⁷ J. Zhao,⁹ C. Zhong,⁴⁴ X. Zhu,⁵⁰ Y. H. Zhu,⁴⁴ Y. Zoulkarneeva,²¹ and M. Zyzak¹⁵

(STAR Collaboration)

¹AGH University of Science and Technology, Cracow 30-059, Poland

²Argonne National Laboratory, Argonne, Illinois 60439, USA

- ³University of Birmingham, Birmingham B15 2TT, United Kingdom
⁴Brookhaven National Laboratory, Upton, New York 11973, USA
⁵University of California, Berkeley, California 94720, USA
⁶University of California, Davis, California 95616, USA
⁷University of California, Los Angeles, California 90095, USA
⁸Universidade Estadual de Campinas, Sao Paulo 13131, Brazil
⁹Central China Normal University (HZNU), Wuhan 430079, China
¹⁰University of Illinois at Chicago, Chicago, Illinois 60607, USA
¹¹Cracow University of Technology, Cracow 31-155, Poland
¹²Creighton University, Omaha, Nebraska 68178, USA
¹³Czech Technical University in Prague, FNSPE, Prague 115 19, Czech Republic
¹⁴Nuclear Physics Institute AS CR, 250 68 Řež/Prague, Czech Republic
¹⁵Frankfurt Institute for Advanced Studies FIAS, Frankfurt 60438, Germany
¹⁶Institute of Physics, Bhubaneswar 751005, India
¹⁷Indian Institute of Technology, Mumbai 400076, India
¹⁸Indiana University, Bloomington, Indiana 47408, USA
¹⁹Alikhanov Institute for Theoretical and Experimental Physics, Moscow 117218, Russia
²⁰University of Jammu, Jammu 180001, India
²¹Joint Institute for Nuclear Research, Dubna 141 980, Russia
²²Kent State University, Kent, Ohio 44242, USA
²³University of Kentucky, Lexington, Kentucky 40506-0055, USA
²⁴Korea Institute of Science and Technology Information, Daejeon 305-701, Korea
²⁵Institute of Modern Physics, Lanzhou 730000, China
²⁶Lawrence Berkeley National Laboratory, Berkeley, California 94720, USA
²⁷Massachusetts Institute of Technology, Cambridge, Massachusetts 02139-4307, USA
²⁸Max-Planck-Institut für Physik, Munich 80805, Germany
²⁹Michigan State University, East Lansing, Michigan 48824, USA
³⁰Moscow Engineering Physics Institute, Moscow 115409, Russia
³¹National Institute of Science Education and Research, Bhubaneswar 751005, India
³²Ohio State University, Columbus, Ohio 43210, USA
³³Old Dominion University, Norfolk, Virginia 23529, USA
³⁴Institute of Nuclear Physics PAN, Cracow 31-342, Poland
³⁵Panjab University, Chandigarh 160014, India
³⁶Pennsylvania State University, University Park, Pennsylvania 16802, USA
³⁷Institute of High Energy Physics, Protvino 142281, Russia
³⁸Purdue University, West Lafayette, Indiana 47907, USA
³⁹Pusan National University, Pusan 609735, Republic of Korea
⁴⁰University of Rajasthan, Jaipur 302004, India
⁴¹Rice University, Houston, Texas 77251, USA
⁴²University of Science and Technology of China, Hefei 230026, China
⁴³Shandong University, Jinan, Shandong 250100, China
⁴⁴Shanghai Institute of Applied Physics, Shanghai 201800, China
⁴⁵SUBATECH, Nantes 44307, France
⁴⁶Temple University, Philadelphia, Pennsylvania 19122, USA
⁴⁷Texas A&M University, College Station, Texas 77843, USA
⁴⁸University of Texas, Austin, Texas 78712, USA
⁴⁹University of Houston, Houston, Texas 77204, USA
⁵⁰Tsinghua University, Beijing 100084, China
⁵¹United States Naval Academy, Annapolis, Maryland 21402, USA
⁵²Valparaiso University, Valparaiso, Indiana 46383, USA
⁵³Variable Energy Cyclotron Centre, Kolkata 700064, India
⁵⁴Warsaw University of Technology, Warsaw 00-661, Poland
⁵⁵University of Washington, Seattle, Washington 98195, USA
⁵⁶Wayne State University, Detroit, Michigan 48201, USA
⁵⁷Yale University, New Haven, Connecticut 06520, USA
⁵⁸University of Zagreb, Zagreb HR-10002, Croatia
- (Received 29 April 2014; published 13 August 2014)

We report measurements of single- and double-spin asymmetries for W^\pm and Z/γ^* boson production in longitudinally polarized $p + p$ collisions at $\sqrt{s} = 510$ GeV by the STAR experiment at RHIC. The asymmetries for W^\pm were measured as a function of the decay lepton pseudorapidity, which provides a

theoretically clean probe of the proton's polarized quark distributions at the scale of the W mass. The results are compared to theoretical predictions, constrained by polarized deep inelastic scattering measurements, and show a preference for a sizable, positive up antiquark polarization in the range $0.05 < x < 0.2$.

DOI: 10.1103/PhysRevLett.113.072301

PACS numbers: 24.85.+p, 13.38.Be, 13.38.Dg, 14.20.Dh

In high-energy proton-proton collisions, weak boson and Drell-Yan production are dominated by quark-antiquark annihilations. Because of the valence quark structure of the proton, these interactions primarily involve the lightest two quark flavors, up (u) and down (d). In unpolarized collisions, measurements of these processes are used to constrain the helicity-independent parton distribution functions (PDFs) of the quarks (e.g., Refs. [1,2]). In particular, Drell-Yan measurements [3,4] and earlier deep inelastic scattering (DIS) results [5,6] have reported a large enhancement in \bar{d} over \bar{u} quarks for a wide range of partonic momentum fractions x . Calculations have shown that perturbative QCD does not produce such a flavor asymmetry in the proton's light antiquark distributions, indicating another, likely nonperturbative, mechanism is needed [7,8]. This generated significant theoretical interest, with many nonperturbative models able to qualitatively describe the data [9–12].

In the case of longitudinally polarized proton collisions at RHIC, the coupling of W^\pm bosons to left-handed quarks and right-handed antiquarks ($u_L \bar{d}_R \rightarrow W^+$ and $d_L \bar{u}_R \rightarrow W^-$) determines the helicity of the incident quarks. This provides a direct probe of the helicity-dependent PDFs through a parity-violating longitudinal single-spin asymmetry, which is defined as $A_L = (\sigma_+ - \sigma_-)/(\sigma_+ + \sigma_-)$, where $\sigma_{+(-)}$ is the cross section when the polarized proton beam has positive (negative) helicity. Analogous to the unpolarized case, measurements of this asymmetry can be used to constrain the helicity-dependent quark PDFs $\Delta q = q^+ - q^-$, where q^+ (q^-) is the distribution of quarks with spin parallel (antiparallel) to the proton spin. Of particular interest is a possible flavor asymmetry in the polarized case, given by $\Delta \bar{u} - \Delta \bar{d}$, which some nonperturbative models predict to be similar to, or even larger than, the unpolarized flavor asymmetry [11,12].

Semi-inclusive DIS measurements with polarized beams and targets also constrain the helicity-dependent PDFs, although they require the use of fragmentation functions to relate the measured final-state hadrons to the flavor-separated quark and antiquark distributions [13–15]. Both inclusive and semi-inclusive DIS measurements have been included in global QCD analyses to determine the helicity-dependent PDFs of the proton [16,17]. The extracted polarized flavor asymmetry $\Delta \bar{u} - \Delta \bar{d}$ is positive within the sizable uncertainty afforded by the current measurements.

In this Letter, we report measurements of single- and double-spin asymmetries for weak boson production in longitudinally polarized $p + p$ collisions from 2011 and 2012 by the STAR collaboration at RHIC for $\sqrt{s} = 500$

and 510 GeV, respectively. The beam polarization and luminosity of this data set correspond to an order of magnitude reduction in the statistical variance for single-spin asymmetry measurements, in comparison to results reported previously by STAR [18] and PHENIX [19]. These measurements place new constraints on the helicity-dependent antiquark PDFs, and prefer a larger value for the up antiquark polarization $\Delta \bar{u}$ than previously expected by global QCD analyses [16,17].

The polarizations of the two beams were each measured using Coulomb-nuclear interference proton-carbon polarimeters, which were calibrated with a polarized hydrogen gas-jet target [20]. The average luminosity-weighted beam polarization during 2011 (2012) was 0.49 (0.56), with a relative scale uncertainty of 3.4% for the single beam polarization and 6.5% for the product of the polarizations from two beams. The integrated luminosities of the data sets from 2011 and 2012 are 9 and 77 pb^{-1} , respectively.

The subsystems of the STAR detector [21] used in this measurement are the Time Projection Chamber [22] (TPC), providing charged particle tracking for pseudorapidity $|\eta| \lesssim 1.3$, and the Barrel [23] and Endcap [24] Electromagnetic Calorimeters (BEMC, EEMC). These lead-sampling calorimeters cover the full azimuthal angle ϕ for $|\eta| < 1$ and $1.1 < \eta < 2$, respectively.

In this analysis, W^\pm bosons were detected via their $W^\pm \rightarrow e^\pm \nu_e$ decay channels, and were recorded using a calorimeter trigger requirement of 12 (10) GeV of transverse energy E_T in a $\Delta\eta \times \Delta\phi$ region of $\sim 0.1 \times 0.1$ of the BEMC (EEMC). Primary vertices were reconstructed along the beam axis of the TPC within ± 100 cm of the center of the STAR interaction region. The vertex distribution was approximately Gaussian with an rms of 49 cm. The spread of the vertex distribution allows the detector η coverage to be extended by ~ 0.1 .

The selection criteria for electrons and positrons detected in the BEMC, with e^\pm pseudorapidity $|\eta_e| < 1.1$, are described in previously reported measurements of the W^\pm and Z/γ^* cross sections [25], and will only be summarized here. At mid-rapidity, $W^\pm \rightarrow e^\pm \nu_e$ events are characterized by an isolated e^\pm with a transverse energy E_T^e measured in the BEMC that peaks near half the W boson mass. Leptonic W^\pm decays also produce a neutrino, close to opposite in azimuth of the decay e^\pm . The neutrino is undetected and leads to a large missing transverse energy. As a result, there is a large imbalance in the vector transverse momentum (p_T) sum of all reconstructed final-state objects for W^\pm events, in contrast to $Z/\gamma^* \rightarrow e^+ e^-$ and QCD dijet events. We define a p_T -balance variable \vec{p}_T^{bal} , which is the vector

sum of the e^\pm candidate \vec{p}_T^e and the p_T vectors of all reconstructed jets outside an isolation cone around the e^\pm candidate track with a radius of $\Delta R = \sqrt{\Delta\eta^2 + \Delta\phi^2} = 0.7$. Jets were reconstructed from charged tracks in the TPC and energy deposits in the BEMC and EEMC using an anti- k_T algorithm [26]. The scalar variable signed p_T -balance = $(\vec{p}_T^{\text{bal}} \cdot \vec{p}_T^e) / |\vec{p}_T^e|$ is required to be larger than 14 GeV/c.

W^\pm candidates were charge separated based on e^\pm track curvature measured in the TPC. The charge separated yields are shown in Fig. 1, along with the estimated contributions from electroweak processes and QCD backgrounds, as a function of E_T^e . The $W^\pm \rightarrow \tau^\pm \nu_\tau$ and $Z/\gamma^* \rightarrow e^+e^-$ electroweak contributions were determined from Monte Carlo (MC) samples simulated using PYTHIA 6.422 [27] with the Perugia 0 tune [28]. The generated events were passed through a GEANT [29] model of the STAR detector response, embedded in real STAR zero-bias triggered events [25], and reconstructed using the same selection criteria as the data. In the $W^\pm \rightarrow \tau^\pm \nu_\tau$ sample the TAUOLA package was used for the polarized τ^\pm decay [30]. Background yields from QCD processes were estimated independently for each η_e bin through two contributions described in Ref. [25], referred to as the second EEMC and data-driven QCD. These background contributions originate primarily from events that satisfy the W^\pm selection criteria but contain jets escaping detection due to the missing calorimeter coverage for $\eta < -1$ and $\eta > 2$.

The EEMC was used to reconstruct the energy of the decay e^\pm candidates at forward rapidity ($\eta_e > 1$). Charged track reconstruction was provided by the TPC, limiting the pseudorapidity acceptance to $\eta_e \lesssim 1.3$. Similar to the mid-rapidity event selection, isolation and signed p_T -balance requirements were used to select $W^\pm \rightarrow e^\pm \nu_e$ candidates. Additionally, the EEMC Shower Maximum Detector

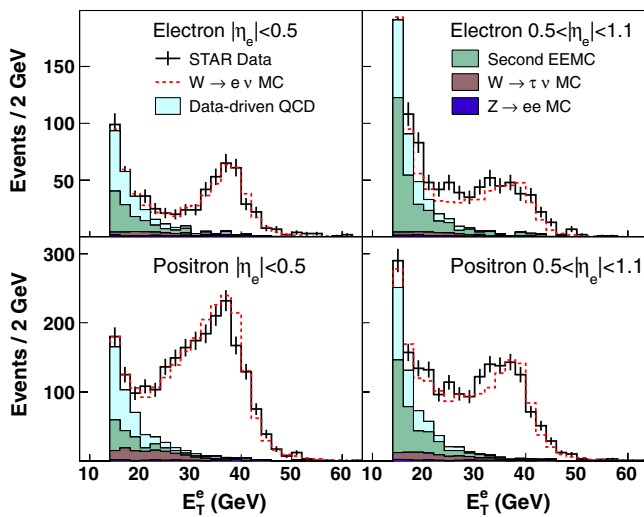


FIG. 1 (color online). E_T^e distribution of W^- (top) and W^+ (bottom) candidate events (black), background contributions, and sum of backgrounds and $W^\pm \rightarrow e^\pm \nu_e$ MC signal (red dashed).

(ESMD) [24], consisting of two orthogonal planes of scintillating strips at a depth of ~ 5 radiation lengths, provided a measurement of the electromagnetic shower's profile transverse to its propagation direction. A single electromagnetic shower from a $W^\pm \rightarrow e^\pm \nu_e$ decay should be isolated with a narrow transverse profile (Molière radius of ~ 1.5 cm in lead [31]), while QCD background candidates typically contain a π^0 or other additional energy deposits in proximity to the candidate track leading to a wider reconstructed shower. In addition, the location of the extrapolated TPC track and the shower reconstructed in the ESMD should be well correlated for $W^\pm \rightarrow e^\pm \nu_e$ events. To further suppress QCD background events, a ratio of the energy deposited in the ESMD strips within ± 1.5 cm of the candidate TPC track to the energy deposited in the strips within ± 10 cm was computed. This ratio, denoted R_{ESMD} , was required to be greater than 0.6 to select isolated, narrow e^\pm showers.

The charge-summed candidate yield as a function of signed p_T -balance for forward rapidity e^\pm is shown in Fig. 2(a), where the electroweak contributions were estimated using the same MC samples described for the mid-rapidity case. The QCD background was estimated from the shape of the signed p_T -balance distribution for e^\pm candidates with $R_{\text{ESMD}} < 0.5$. This shape was determined for each charge sign independently and was normalized to the measured yield in the QCD background dominated region $-8 < \text{signed } p_T\text{-balance} < 8$ GeV/c. Forward rapidity W^\pm candidates were selected by requiring signed p_T -balance > 20 GeV/c. The difference between the data and $W^\pm \rightarrow e^\pm \nu_e$ MC distributions for signed p_T -balance > 20 GeV/c is within the MC normalization uncertainty, and this uncertainty provides a negligible contribution to the measured spin asymmetries.

Figure 2(b) shows the reconstructed charge sign multiplied by the ratio of E_T^e (measured by the EEMC) to p_T^e (measured by the TPC) for forward rapidity candidates. Because of their forward angle, these tracks have a reduced number of points along their trajectory measured by the TPC compared to the mid-rapidity case, which leads to a degraded p_T resolution. Despite that, a clear charge sign separation is observed. The data were fit to two

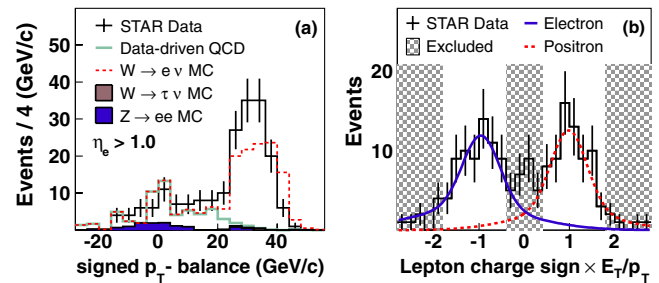


FIG. 2 (color online). (a) Signed p_T -balance distribution for e^\pm candidates reconstructed in the EEMC and (b) distribution of the product of the TPC reconstructed charge sign and E_T/p_T .

double-Gaussian template shapes generated from W^\pm MC samples to estimate the reconstructed charge sign purity. The shaded regions were excluded from the analysis to remove tracks with poorly reconstructed p_T and reduce the opposite charge sign contamination. The residual charge sign contamination is estimated to be 6.5%, which is small relative to the statistical uncertainties of the measured spin asymmetries.

Measurements of Z/γ^* production at RHIC energies are limited by a small production cross section. However, one unique advantage of this channel is the fully reconstructed e^+e^- final state, allowing the initial state kinematics to be determined event by event at leading order. A sample of 88 $Z/\gamma^* \rightarrow e^+e^-$ events was identified by selecting a pair of isolated, oppositely charged e^\pm candidates, as described in Ref. [25]. The resulting invariant mass distribution of e^+e^- pairs is shown in Fig. 3, superimposed with the MC expectation.

The measured spin asymmetries were obtained from the 2011 and 2012 data samples using a likelihood method to treat the low statistics of the 2011 sample. For a given data sample, a model for the expected, spin-dependent W^\pm event yield μ in a given positive pseudorapidity range, labeled a , of the STAR detector can be defined for each of the four RHIC helicity states of the two polarized proton beams

$$\begin{aligned}\mu_{++}^a &= l_{++}N^a(1 + P_1\beta A_L^{+\eta_e} + P_2\beta A_L^{-\eta_e} + P_1P_2\beta A_{LL}), \\ \mu_{+-}^a &= l_{+-}N^a(1 + P_1\beta A_L^{+\eta_e} - P_2\beta A_L^{-\eta_e} - P_1P_2\beta A_{LL}), \\ \mu_{-+}^a &= l_{-+}N^a(1 - P_1\beta A_L^{+\eta_e} + P_2\beta A_L^{-\eta_e} - P_1P_2\beta A_{LL}), \\ \mu_{--}^a &= l_{--}N^a(1 - P_1\beta A_L^{+\eta_e} - P_2\beta A_L^{-\eta_e} + P_1P_2\beta A_{LL}),\end{aligned}\quad (1)$$

where P_1 (P_2) is the absolute value of the polarization of beam 1 (2), $A_L^{+\eta_e}$ ($A_L^{-\eta_e}$) is the single-spin asymmetry measured at positive (negative) η_e with respect to beam 1, A_{LL} is the parity-conserving double-spin asymmetry [32], which is symmetric with respect to η_e , N^a is the spin averaged yield, and $l_{\pm\pm}$ are the respective relative luminosities determined from an independent sample of QCD

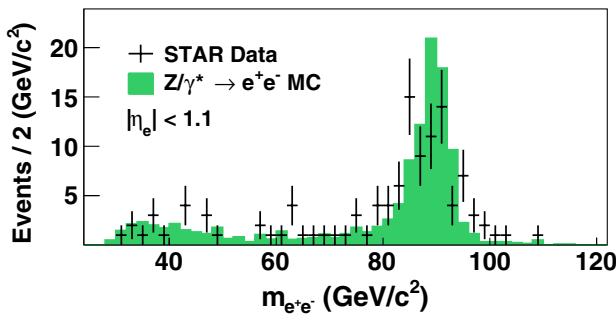


FIG. 3 (color online). Distributions of the invariant mass of $Z/\gamma^* \rightarrow e^+e^-$ candidate events. The $Z/\gamma^* \rightarrow e^+e^-$ MC distribution (filled histogram) is shown for comparison.

events, which required a nonisolated lepton candidate with $E_T^e < 20$ GeV as described in Ref. [18].

A similar set of four equations can be written for the symmetric negative pseudorapidity range of the STAR detector, labeled b , by interchanging $A_L^{+\eta_e}$ with $A_L^{-\eta_e}$. The dilution of the asymmetries due to unpolarized background contributions to the W^\pm candidate yield is represented by $\beta = S/(S+B)$, where S and B are the number of signal and background events as shown in Figs. 1 and 2, and were measured separately for regions a and b . The estimated $W^\pm \rightarrow \tau^\pm\nu_\tau$ yield is not a background for the asymmetry measurement as it is produced in the same partonic processes as the primary signal, $W^\pm \rightarrow e^\pm\nu_e$.

The eight spin-dependent yields for the pair of symmetric pseudorapidity regions in the STAR detector (a and b) are used to define a likelihood function

$$L = \prod_i^4 \mathcal{P}(M_i^a|\mu_i^a)\mathcal{P}(M_i^b|\mu_i^b)g(\beta^a)g(\beta^b)\quad (2)$$

consisting of a product of Poisson probabilities $\mathcal{P}(M_i|\mu_i)$ for measuring M_i events in a helicity configuration i given the expected value μ_i from Eq. (1) and a Gaussian probability $g(\beta)$ for the estimated background dilution. The spin asymmetry parameters ($A_L^{+\eta_e}$, $A_L^{-\eta_e}$, and A_{LL}) of this likelihood function were bounded to be within their physically allowed range of $[-1, 1]$, $N^{a,b}$ and $\beta^{a,b}$ were treated as nuisance parameters, and the remaining parameters (P and $l_{\pm\pm}$) are known constants.

Separate likelihood functions were computed for the 2011 and 2012 data sets, consisting of 2759 W^+ and 837 W^- candidates in total. The product of these two likelihood functions was used in a profile likelihood analysis [31] to obtain the central values and confidence intervals for the asymmetries. The W^\pm asymmetries were measured for e^\pm with $25 < E_T^e < 50$ GeV and are shown in Figs. 4 and 5 as a function of e^\pm pseudorapidity for the single- and double-spin asymmetries, respectively. These results are consistent with our previous measurements of A_L [18]. The data points are located at the average η_e within each bin, and the horizontal error bars represent the rms of the η_e distribution within that bin. The vertical error bars show the 68% confidence intervals, which include the statistical uncertainty, as well as systematic uncertainties due to the unpolarized background dilutions. The magnitude of the confidence intervals is dominated by the statistical precision of the data. The relative luminosity systematic uncertainty is ± 0.007 as indicated by the gray band in Fig. 4. The single- (double-)spin asymmetries have a common 3.4% (6.5%) normalization uncertainty due to the uncertainty in the measured beam polarization.

The measured single-spin asymmetries are compared to theoretical predictions using both next-to-leading order (CHE) [33] and fully resummed (RHICBOS) [34] calculations in Fig. 4. The RHICBOS calculations are shown for the

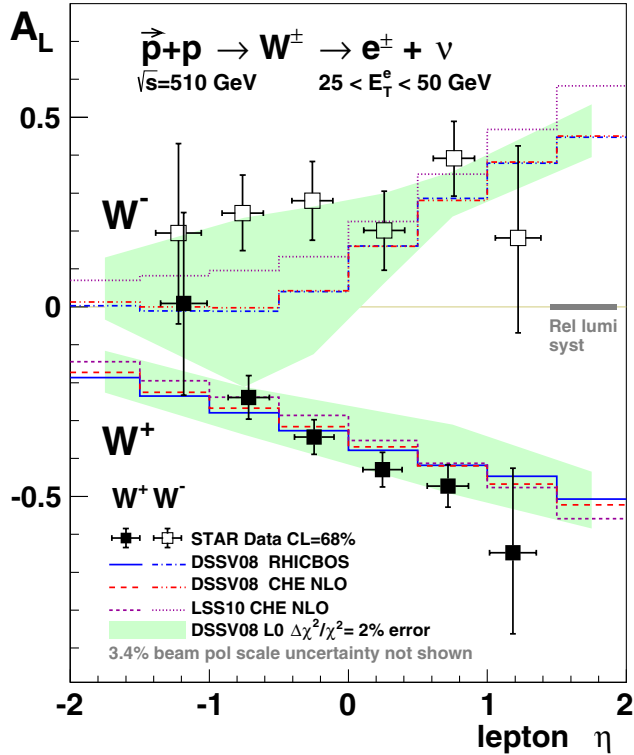


FIG. 4 (color online). Longitudinal single-spin asymmetry A_L for W^\pm production as a function of lepton pseudorapidity η_e in comparison to theory predictions (see text for details).

DSSV08 [16] helicity-dependent PDF set, and the CHE calculations are shown for DSSV08 [16] and LSS10 [17]. The DSSV08 uncertainties were determined using a Lagrange multiplier method to map out the χ^2 profile of the global fit [16], and the $\Delta\chi^2/\chi^2 = 2\%$ error band in Fig. 4 represents the estimated PDF uncertainty for A_L^W [35].

The measured $A_L^{W^+}$ is negative, consistent with the theoretical predictions. For $A_L^{W^-}$, however, the measured asymmetry is larger than the central value of the theoretical predictions for $\eta_e < 0$. This region is most sensitive to the

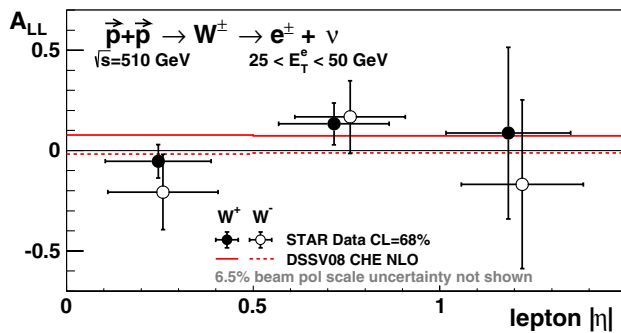


FIG. 5 (color online). Longitudinal double-spin asymmetry A_{LL} for W^\pm production as a function of lepton pseudorapidity $|\eta_e|$ in comparison to theory predictions (see text for details).

up antiquark polarization $\Delta\bar{u}$, which is not currently well constrained [16,17] as can be seen by the large uncertainty in the theoretical prediction there. While consistent within the theoretical uncertainty, the large positive values for $A_L^{W^-}$ indicate a preference for a sizable, positive $\Delta\bar{u}$ in the range $0.05 < x < 0.2$ relative to the central values of the DSSV08 and LSS10 fits. Global analyses from both DSSV++ [36] and neural network PDF [37] have extracted the antiquark polarizations, using our preliminary measurement from the 2012 data set. These analyses quantitatively confirm the enhancement of $\Delta\bar{u}$ and the expected reduction in the uncertainties of the helicity-dependent PDFs compared to previous fits without our data.

The W^\pm double-spin asymmetry, shown in Fig. 5, is sensitive to the product of quark and antiquark polarizations, and has also been proposed to test positivity constraints using a combination of A_L and A_{LL} [38]. The measured double-spin asymmetries are consistent with the theoretical predictions and in conjunction with $A_L^{W^\pm}$ satisfy the positivity bounds within the current uncertainties.

A similar profile likelihood procedure is used to determine the single-spin asymmetry A_L^{Z/γ^*} for Z/γ^* production with $|\eta_e| < 1.1$, $E_T^e > 14 \text{ GeV}$, and $70 < m_{e^+e^-} < 110 \text{ GeV}/c^2$. A_L^{Z/γ^*} is sensitive to the combination of u , \bar{u} , d , and \bar{d} polarizations. The measured asymmetry $A_L^{Z/\gamma^*} = -0.07^{+0.14}_{-0.14}$ is consistent, within the large uncertainty, with theoretical predictions using the different helicity-dependent PDFs A_L^{Z/γ^*} (DSSV08) = -0.07 and A_L^{Z/γ^*} (LSS10) = -0.02 .

In summary, we report new measurements of the parity-violating single-spin asymmetry A_L and parity-conserving double-spin asymmetry A_{LL} for W^\pm production as well as a first measurement of A_L for Z/γ^* production in longitudinally polarized proton collisions by the STAR experiment at RHIC. The dependence of $A_L^{W^\pm}$ on the decay lepton pseudorapidity probes the flavor-separated quark and antiquark helicity-dependent PDFs at the W mass scale. A comparison to theoretical predictions based on different helicity-dependent PDFs suggests a positive up antiquark polarization in the range $0.05 < x < 0.2$. The inclusion of this measurement in global analyses of RHIC and DIS data should significantly improve the determination of the polarization of up and down antiquarks in the proton and provide new input on the flavor symmetry of the proton's antiquark distributions.

We thank the RHIC Operations Group and RCF at BNL, the NERSC Center at LBNL, the KISTI Center in Korea, and the Open Science Grid consortium for providing resources and support. We are grateful to M. Stratmann for useful discussions. This work was supported in part by the Offices of NP and HEP within the U.S. DOE Office of Science, the U.S. NSF, CNRS/IN2P3, FAPESP CNPq of Brazil, the Ministry of Education and Science of the Russian Federation, NNSFC, CAS, MoST and MoE of China, the Korean Research Foundation, GA and MSMT of

the Czech Republic, FIAS of Germany, DAE, DST, and CSIR of India, the National Science Centre of Poland, National Research Foundation (NRF-2012004024), the Ministry of Science, Education and Sports of the Republic of Croatia, and RosAtom of Russia.

-
- [1] H.-L. Lai, M. Guzzi, J. Huston, Z. Li, P. M. Nadolsky, J. Pumplin, and C.-P. Yuan, *Phys. Rev. D* **82**, 074024 (2010).
- [2] A. D. Martin, W. J. Stirling, R. S. Thorne, and G. Watt, *Eur. Phys. J. C* **63**, 189 (2009).
- [3] A. Baldit *et al.* (NA51 Collaboration), *Phys. Lett. B* **332**, 244 (1994).
- [4] R. Towell *et al.* (E866/NuSea Collaboration), *Phys. Rev. D* **64**, 052002 (2001).
- [5] P. Amaudruz *et al.* (New Muon Collaboration), *Phys. Rev. Lett.* **66**, 2712 (1991).
- [6] See M. Arneodo *et al.* (New Muon Collaboration), *Phys. Rev. D* **50**, R1 (1994), which is a revised version of CERN-PPE-93-117.
- [7] D. Ross and C. T. Sachrajda, *Nucl. Phys.* **B149**, 497 (1979).
- [8] F. M. Steffens and A. W. Thomas, *Phys. Rev. C* **55**, 900 (1997).
- [9] G. T. Garvey and J.-C. Peng, *Prog. Part. Nucl. Phys.* **47**, 203 (2001).
- [10] S. Kumano and M. Miyama, *Phys. Rev. D* **65**, 034012 (2002).
- [11] B. Dressler, K. Goetze, M. V. Polyakov, P. Schweitzer, M. Strikman, and C. Weiss, *Eur. Phys. J. C* **18**, 719 (2001).
- [12] C. Bourrely, J. Soffer, and F. Buccella, *Eur. Phys. J. C* **23**, 487 (2002); *Phys. Lett. B* **726**, 296 (2013).
- [13] B. Adeva *et al.* (Spin Muon Collaboration), *Phys. Lett. B* **420**, 180 (1998).
- [14] A. Airapetian *et al.* (HERMES Collaboration), *Phys. Rev. D* **71**, 012003 (2005).
- [15] M. Alekseev *et al.* (COMPASS Collaboration), *Phys. Lett. B* **693**, 227 (2010).
- [16] D. de Florian, R. Sassot, M. Stratmann, and W. Vogelsang, *Phys. Rev. Lett.* **101**, 072001 (2008); *Phys. Rev. D* **80**, 034030 (2009).
- [17] E. Leader, A. V. Sidorov, and D. B. Stamenov, *Phys. Rev. D* **82**, 114018 (2010).
- [18] M. Aggarwal *et al.* (STAR Collaboration), *Phys. Rev. Lett.* **106**, 062002 (2011).
- [19] A. Adare *et al.* (PHENIX Collaboration), *Phys. Rev. Lett.* **106**, 062001 (2011).
- [20] RHIC Polarimetry Group, RHIC/CAD Accelerator Physics Note 490 (2013).
- [21] K. H. Ackermann *et al.* (STAR Collaboration), *Nucl. Instrum. Methods Phys. Res., Sect. A* **499**, 624 (2003).
- [22] M. Anderson *et al.* (STAR Collaboration), *Nucl. Instrum. Methods Phys. Res., Sect. A* **499**, 659 (2003).
- [23] M. Beddo *et al.* (STAR Collaboration), *Nucl. Instrum. Methods Phys. Res., Sect. A* **499**, 725 (2003).
- [24] C. Allgower *et al.* (STAR Collaboration), *Nucl. Instrum. Methods Phys. Res., Sect. A* **499**, 740 (2003).
- [25] L. Adamczyk *et al.* (STAR Collaboration), *Phys. Rev. D* **85**, 092010 (2012).
- [26] M. Cacciari, G. P. Salam, and G. Soyez, *J. High Energy Phys.* **04** (2008) 063.
- [27] T. Sjostrand, S. Mrenna, and P. Z. Skands, *J. High Energy Phys.* **05** (2006) 026.
- [28] P. Z. Skands, *Phys. Rev. D* **82**, 074018 (2010).
- [29] R. Brun *et al.*, CERN-DD-78-2-REV (1978).
- [30] P. Golonka, B. Kersevan, T. Pierzchała, E. Richter-Wąs, Z. Wąs, and M. Worek, *Comput. Phys. Commun.* **174**, 818 (2006).
- [31] J. Beringer *et al.* (Particle Data Group), *Phys. Rev. D* **86**, 010001 (2012).
- [32] The double-spin asymmetry is defined as
- $$A_{LL} = \frac{(\sigma_{++} + \sigma_{--}) - (\sigma_{+-} + \sigma_{-+})}{(\sigma_{++} + \sigma_{--}) + (\sigma_{+-} + \sigma_{-+})}, \quad (3)$$
- where σ_{+-} represents a cross section for beam protons with helicity (+) and (-).
- [33] D. de Florian and W. Vogelsang, *Phys. Rev. D* **81**, 094020 (2010).
- [34] P. M. Nadolsky and C. Yuan, *Nucl. Phys.* **B666**, 31 (2003).
- [35] DSSV Group (private communication).
- [36] E. Aschenauer *et al.*, [arXiv:1304.0079](https://arxiv.org/abs/1304.0079).
- [37] E. R. Nocera, *Proceedings of the XXI International Workshop on Deep-Inelastic Scattering and Related Subjects* (Proceedings of Science, Marseille, France, 2013).
- [38] Z.-B. Kang and J. Soffer, *Phys. Rev. D* **83**, 114020 (2011).