

Search for Heavy, Long-Lived Particles that Decay to Photons at CDF II

A. Abulencia, J. Adelman, T. Affolder, T. Akimoto, M. G. Albrow, S. Amerio,
D. Amidei, A. Anastassov, K. Anikeev, A. Annovi, et al.

► **To cite this version:**

A. Abulencia, J. Adelman, T. Affolder, T. Akimoto, M. G. Albrow, et al.. Search for Heavy, Long-Lived Particles that Decay to Photons at CDF II. Physical Review Letters, American Physical Society, 2007, 99, pp.121801. <10.1103/PhysRevLett.99.121801>. <in2p3-00172823>

HAL Id: in2p3-00172823

<http://hal.in2p3.fr/in2p3-00172823>

Submitted on 18 Sep 2007

HAL is a multi-disciplinary open access archive for the deposit and dissemination of scientific research documents, whether they are published or not. The documents may come from teaching and research institutions in France or abroad, or from public or private research centers.

L'archive ouverte pluridisciplinaire **HAL**, est destinée au dépôt et à la diffusion de documents scientifiques de niveau recherche, publiés ou non, émanant des établissements d'enseignement et de recherche français ou étrangers, des laboratoires publics ou privés.

Search for Heavy, Long-Lived Particles that Decay to Photons at CDF II

A. Abulencia,²⁴ J. Adelman,¹³ T. Affolder,¹⁰ T. Akimoto,⁵⁵ M.G. Albrow,¹⁷ S. Amerio,⁴³ D. Amidei,³⁵
A. Anastassov,⁵² K. Anikeev,¹⁷ A. Annovi,¹⁹ J. Antos,¹⁴ M. Aoki,⁵⁵ G. Apollinari,¹⁷ T. Arisawa,⁵⁷ A. Artikov,¹⁵
W. Ashmanskas,¹⁷ A. Attal,³ A. Aurisano,⁴² F. Azfar,⁴² P. Azzi-Bacchetta,⁴³ P. Azzurri,⁴⁶ N. Bacchetta,⁴³
W. Badgett,¹⁷ A. Barbaro-Galtieri,²⁹ V.E. Barnes,⁴⁸ B.A. Barnett,²⁵ S. Baroiant,⁷ V. Bartsch,³¹ G. Bauer,³³
P.-H. Beauchemin,³⁴ F. Bedeschi,⁴⁶ S. Behari,²⁵ G. Bellettini,⁴⁶ J. Bellinger,⁵⁹ A. Belloni,³³ D. Benjamin,¹⁶
A. Beretvas,¹⁷ J. Beringer,²⁹ T. Berry,³⁰ A. Bhatti,⁵⁰ M. Binkley,¹⁷ D. Bisello,⁴³ I. Bizjak,³¹ R.E. Blair,²
C. Blocker,⁶ B. Blumenfeld,²⁵ A. Bocci,¹⁶ A. Bodek,⁴⁹ V. Boisvert,⁴⁹ G. Bolla,⁴⁸ A. Bolshov,³³ D. Bortoletto,⁴⁸
J. Boudreau,⁴⁷ A. Boveia,¹⁰ B. Brau,¹⁰ L. Brigliadori,⁵ C. Bromberg,³⁶ E. Brubaker,¹³ J. Budagov,¹⁵ H.S. Budd,⁴⁹
S. Budd,²⁴ K. Burkett,¹⁷ G. Busetto,⁴³ P. Bussey,²¹ A. Buzatu,³⁴ K. L. Byrum,² S. Cabrera^q,¹⁶ M. Campanelli,²⁰
M. Campbell,³⁵ F. Canelli,¹⁷ A. Canepa,⁴⁵ S. Carilloⁱ,¹⁸ D. Carlsmith,⁵⁹ R. Carosi,⁴⁶ S. Carron,³⁴ B. Casal,¹¹
M. Casarsa,⁵⁴ A. Castro,⁵ P. Catastini,⁴⁶ D. Cauz,⁵⁴ M. Cavalli-Sforza,³ A. Cerri,²⁹ L. Cerrito^m,³¹ S.H. Chang,²⁸
Y.C. Chen,¹ M. Chertok,⁷ G. Chiarelli,⁴⁶ G. Chlachidze,¹⁷ F. Chlebana,¹⁷ I. Cho,²⁸ K. Cho,²⁸ D. Chokheli,¹⁵
J.P. Chou,²² G. Choudalakis,³³ S.H. Chuang,⁵² K. Chung,¹² W.H. Chung,⁵⁹ Y.S. Chung,⁴⁹ M. Cilijak,⁴⁶
C.I. Ciobanu,²⁴ M.A. Ciocci,⁴⁶ A. Clark,²⁰ D. Clark,⁶ M. Coca,¹⁶ G. Compostella,⁴³ M.E. Convery,⁵⁰ J. Conway,⁷
B. Cooper,³¹ K. Copic,³⁵ M. Cordelli,¹⁹ G. Cortiana,⁴³ F. Crescioli,⁴⁶ C. Cuenca Almenar^q,⁷ J. Cuevas^l,¹¹
R. Culbertson,¹⁷ J.C. Cully,³⁵ S. DaRonco,⁴³ M. Datta,¹⁷ S. D'Auria,²¹ T. Davies,²¹ D. Dagenhart,¹⁷
P. de Barbaro,⁴⁹ S. De Cecco,⁵¹ A. Deisher,²⁹ G. De Lentdecker^c,⁴⁹ G. De Lorenzo,³ M. Dell'Orso,⁴⁶ F. Delli Paoli,⁴³
L. Demortier,⁵⁰ J. Deng,¹⁶ M. Deninno,⁵ D. De Pedis,⁵¹ P.F. Derwent,¹⁷ G.P. Di Giovanni,⁴⁴ C. Dionisi,⁵¹
B. Di Ruzza,⁵⁴ J.R. Dittmann,⁴ M. D'Onofrio,³ C. Dörr,²⁶ S. Donati,⁴⁶ P. Dong,⁸ J. Donini,⁴³ T. Dorigo,⁴³
S. Dube,⁵² J. Efron,³⁹ R. Erbacher,⁷ D. Errede,²⁴ S. Errede,²⁴ R. Eusebi,¹⁷ H.C. Fang,²⁹ S. Farrington,³⁰
I. Fedorko,⁴⁶ W.T. Fedorko,¹³ R.G. Feild,⁶⁰ M. Feindt,²⁶ J.P. Fernandez,³² R. Field,¹⁸ G. Flanagan,⁴⁸ R. Forrest,⁷
S. Forrester,⁷ M. Franklin,²² J.C. Freeman,²⁹ I. Furic,¹³ M. Gallinaro,⁵⁰ J. Galyardt,¹² J.E. Garcia,⁴⁶
F. Garbersson,¹⁰ A.F. Garfinkel,⁴⁸ C. Gay,⁶⁰ H. Gerberich,²⁴ D. Gerdes,³⁵ S. Giagu,⁵¹ P. Giannetti,⁴⁶ K. Gibson,⁴⁷
J.L. Gimmell,⁴⁹ C. Ginsburg,¹⁷ N. Giokaris^a,¹⁵ M. Giordani,⁵⁴ P. Giromini,¹⁹ M. Giunta,⁴⁶ G. Giurgiu,²⁵
V. Glagolev,¹⁵ D. Glenzinski,¹⁷ M. Gold,³⁷ N. Goldschmidt,¹⁸ J. Goldstein^b,⁴² A. Golossanov,¹⁷ G. Gomez,¹¹
G. Gomez-Ceballos,³³ M. Goncharov,⁵³ O. González,³² I. Gorelov,³⁷ A.T. Goshaw,¹⁶ K. Goulianos,⁵⁰ A. Gresele,⁴³
S. Grinstein,²² C. Grosso-Pilcher,¹³ R.C. Group,¹⁷ U. Grundler,²⁴ J. Guimaraes da Costa,²² Z. Gunay-Unalan,³⁶
C. Haber,²⁹ K. Hahn,³³ S.R. Hahn,¹⁷ E. Halkiadakis,⁵² A. Hamilton,²⁰ B.-Y. Han,⁴⁹ J.Y. Han,⁴⁹ R. Handler,⁵⁹
F. Happacher,¹⁹ K. Hara,⁵⁵ D. Hare,⁵² M. Hare,⁵⁶ S. Harper,⁴² R.F. Harr,⁵⁸ R.M. Harris,¹⁷ M. Hartz,⁴⁷
K. Hatakeyama,⁵⁰ J. Hauser,⁸ C. Hays,⁴² M. Heck,²⁶ A. Heijboer,⁴⁵ B. Heinemann,²⁹ J. Heinrich,⁴⁵ C. Henderson,³³
M. Herndon,⁵⁹ J. Heuser,²⁶ D. Hidas,¹⁶ C.S. Hill^b,¹⁰ D. Hirschbuehl,²⁶ A. Hocker,¹⁷ A. Holloway,²² S. Hou,¹
M. Houlden,³⁰ S.-C. Hsu,⁹ B.T. Huffman,⁴² R.E. Hughes,³⁹ U. Husemann,⁶⁰ J. Huston,³⁶ J. Incandela,¹⁰
G. Introzzi,⁴⁶ M. Iori,⁵¹ A. Ivanov,⁷ B. Iyutin,³³ E. James,¹⁷ D. Jang,⁵² B. Jayatilaka,¹⁶ D. Jeans,⁵¹ E.J. Jeon,²⁸
S. Jindariani,¹⁸ W. Johnson,⁷ M. Jones,⁴⁸ K.K. Joo,²⁸ S.Y. Jun,¹² J.E. Jung,²⁸ T.R. Junk,²⁴ T. Kamon,⁵³
P.E. Karchin,⁵⁸ Y. Kato,⁴¹ Y. Kemp,²⁶ R. Kephart,¹⁷ U. Kerzel,²⁶ V. Khotilovich,⁵³ B. Kilminster,³⁹ D.H. Kim,²⁸
H.S. Kim,²⁸ J.E. Kim,²⁸ M.J. Kim,¹⁷ S.B. Kim,²⁸ S.H. Kim,⁵⁵ Y.K. Kim,¹³ N. Kimura,⁵⁵ L. Kirsch,⁶ S. Klimenko,¹⁸
M. Klute,³³ B. Knuteson,³³ B.R. Ko,¹⁶ K. Kondo,⁵⁷ D.J. Kong,²⁸ J. Konigsberg,¹⁸ A. Korytov,¹⁸ A.V. Kotwal,¹⁶
A.C. Kraan,⁴⁵ J. Kraus,²⁴ M. Kreps,²⁶ J. Kroll,⁴⁵ N. Krumnack,⁴ M. Kruse,¹⁶ V. Krutelyov,¹⁰ T. Kubo,⁵⁵
S. E. Kuhlmann,² T. Kuhr,²⁶ N.P. Kulkarni,⁵⁸ Y. Kusakabe,⁵⁷ S. Kwang,¹³ A.T. Laasanen,⁴⁸ S. Lai,³⁴ S. Lami,⁴⁶
S. Lammel,¹⁷ M. Lancaster,³¹ R.L. Lander,⁷ K. Lannon,³⁹ A. Lath,⁵² G. Latino,⁴⁶ I. Lazzizzera,⁴³ T. LeCompte,²
E. Lee,⁵³ J. Lee,⁴⁹ J. Lee,²⁸ Y.J. Lee,²⁸ S.W. Lee^o,⁵³ R. Lefèvre,²⁰ N. Leonardo,³³ S. Leone,⁴⁶ S. Levy,¹³
J.D. Lewis,¹⁷ C. Lin,⁶⁰ C.S. Lin,¹⁷ M. Lindgren,¹⁷ E. Lipeles,⁹ A. Lister,⁷ D.O. Litvintsev,¹⁷ T. Liu,¹⁷
N.S. Lockyer,⁴⁵ A. Loginov,⁶⁰ M. Loretì,⁴³ R.-S. Lu,¹ D. Lucchesi,⁴³ P. Lujan,²⁹ P. Lukens,¹⁷ G. Lungu,¹⁸
L. Lyons,⁴² J. Lys,²⁹ R. Lysak,¹⁴ E. Lytken,⁴⁸ P. Mack,²⁶ D. MacQueen,³⁴ R. Madrak,¹⁷ K. Maeshima,¹⁷
K. Makhoul,³³ T. Maki,²³ P. Maksimovic,²⁵ S. Malde,⁴² S. Malik,³¹ G. Manca,³⁰ F. Margaroli,⁵ R. Marginean,¹⁷
C. Marino,²⁶ C.P. Marino,²⁴ A. Martin,⁶⁰ M. Martin,²⁵ V. Martin^g,²¹ M. Martínez,³ R. Martínez-Ballarín,³²
T. Maruyama,⁵⁵ P. Mastrandrea,⁵¹ T. Masubuchi,⁵⁵ H. Matsunaga,⁵⁵ M.E. Mattson,⁵⁸ R. Mazini,³⁴ P. Mazzanti,⁵
K.S. McFarland,⁴⁹ P. McIntyre,⁵³ R. McNulty^f,³⁰ A. Mehta,³⁰ P. Mehtala,²³ S. Menzemer^h,¹¹ A. Menzione,⁴⁶
P. Merkel,⁴⁸ C. Mesropian,⁵⁰ A. Messina,³⁶ T. Miao,¹⁷ N. Miladinovic,⁶ J. Miles,³³ R. Miller,³⁶ C. Mills,¹⁰
M. Milnik,²⁶ A. Mitra,¹ G. Mitselmakher,¹⁸ A. Miyamoto,²⁷ S. Moed,²⁰ N. Moggi,⁵ B. Mohr,⁸ C.S. Moon,²⁸

R. Moore,¹⁷ M. Morello,⁴⁶ P. Movilla Fernandez,²⁹ J. Mülmenstädt,²⁹ A. Mukherjee,¹⁷ Th. Müller,²⁶ R. Mumford,²⁵ P. Murat,¹⁷ M. Mussini,⁵ J. Nachtman,¹⁷ A. Nagano,⁵⁵ J. Naganoma,⁵⁷ K. Nakamura,⁵⁵ I. Nakano,⁴⁰ A. Napier,⁵⁶ V. Necula,¹⁶ C. Neu,⁴⁵ M.S. Neubauer,⁹ J. Nielsen,²⁹ L. Nodulman,² O. Norniella,³ E. Nurse,³¹ S.H. Oh,¹⁶ Y.D. Oh,²⁸ I. Oksuzian,¹⁸ T. Okusawa,⁴¹ R. Oldeman,³⁰ R. Orava,²³ K. Osterberg,²³ C. Pagliarone,⁴⁶ E. Palencia,¹¹ V. Papadimitriou,¹⁷ A. Papaikonomou,²⁶ A.A. Paramonov,¹³ B. Parks,³⁹ S. Pashapour,³⁴ J. Patrick,¹⁷ G. Pauletta,⁵⁴ M. Paulini,¹² C. Paus,³³ D.E. Pellett,⁷ A. Penzo,⁵⁴ T.J. Phillips,¹⁶ G. Piacentino,⁴⁶ J. Piedra,⁴⁴ L. Pinera,¹⁸ K. Pitts,²⁴ C. Plager,⁸ L. Pondrom,⁵⁹ X. Portell,³ O. Poukhov,¹⁵ N. Pounder,⁴² F. Prakoshyn,¹⁵ A. Pronko,¹⁷ J. Proudfoot,² F. Ptohos,^{e,19} G. Punzi,⁴⁶ J. Pursley,²⁵ J. Rademacker,^{b,42} A. Rahaman,⁴⁷ V. Ramakrishnan,⁵⁹ N. Ranjan,⁴⁸ I. Redondo,³² B. Reisert,¹⁷ V. Rekovic,³⁷ P. Renton,⁴² M. Rescigno,⁵¹ S. Richter,²⁶ F. Rimondi,⁵ L. Ristori,⁴⁶ A. Robson,²¹ T. Rodrigo,¹¹ E. Rogers,²⁴ S. Rolli,⁵⁶ R. Roser,¹⁷ M. Rossi,⁵⁴ R. Rossin,¹⁰ P. Roy,³⁴ A. Ruiz,¹¹ J. Russ,¹² V. Rusu,¹³ H. Saarikko,²³ A. Safonov,⁵³ W.K. Sakumoto,⁴⁹ G. Salamanna,⁵¹ O. Saltó,³ L. Santi,⁵⁴ S. Sarkar,⁵¹ L. Sartori,⁴⁶ K. Sato,¹⁷ P. Savard,³⁴ A. Savoy-Navarro,⁴⁴ T. Scheidle,²⁶ P. Schlabach,¹⁷ E.E. Schmidt,¹⁷ M.P. Schmidt,⁶⁰ M. Schmitt,³⁸ T. Schwarz,⁷ L. Scodellaro,¹¹ A.L. Scott,¹⁰ A. Scribano,⁴⁶ F. Scuri,⁴⁶ A. Sedov,⁴⁸ S. Seidel,³⁷ Y. Seiya,⁴¹ A. Semenov,¹⁵ L. Sexton-Kennedy,¹⁷ A. Sfyrila,²⁰ S.Z. Shalhout,⁵⁸ M.D. Shapiro,²⁹ T. Shears,³⁰ P.F. Shepard,⁴⁷ D. Sherman,²² M. Shimojima,^{k,55} M. Shochet,¹³ Y. Shon,⁵⁹ I. Shreyber,²⁰ A. Sidoti,⁴⁶ P. Sinervo,³⁴ A. Sisakyan,¹⁵ A.J. Slaughter,¹⁷ J. Slaunwhite,³⁹ K. Sliwa,⁵⁶ J.R. Smith,⁷ F.D. Snider,¹⁷ R. Snihur,³⁴ M. Soderberg,³⁵ A. Soha,⁷ S. Somalwar,⁵² V. Sorin,³⁶ J. Spalding,¹⁷ F. Spinella,⁴⁶ T. Spreitzer,³⁴ P. Squillacioti,⁴⁶ M. Stanitzki,⁶⁰ A. Staveris-Polykalas,⁴⁶ R. St. Denis,²¹ B. Stelzer,⁸ O. Stelzer-Chilton,⁴² D. Stentz,³⁸ J. Strologas,³⁷ D. Stuart,¹⁰ J.S. Suh,²⁸ A. Sukhanov,¹⁸ H. Sun,⁵⁶ I. Suslov,¹⁵ T. Suzuki,⁵⁵ A. Taffard,^{p,24} R. Takashima,⁴⁰ Y. Takeuchi,⁵⁵ R. Tanaka,⁴⁰ M. Tecchio,³⁵ P.K. Teng,¹ K. Terashi,⁵⁰ J. Thom,^{d,17} A.S. Thompson,²¹ E. Thomson,⁴⁵ P. Tipton,⁶⁰ V. Tiwari,¹² S. Tkaczyk,¹⁷ D. Toback,⁵³ S. Tokar,¹⁴ K. Tollefson,³⁶ T. Tomura,⁵⁵ D. Tonelli,⁴⁶ S. Torre,¹⁹ D. Torretta,¹⁷ S. Tourneur,⁴⁴ W. Trischuk,³⁴ S. Tsuno,⁴⁰ Y. Tu,⁴⁵ N. Turini,⁴⁶ F. Ukegawa,⁵⁵ S. Uozumi,⁵⁵ S. Vallecorsa,²⁰ N. van Remortel,²³ A. Varganov,³⁵ E. Vataga,³⁷ F. Vazquez,^{i,18} G. Velev,¹⁷ G. Veramendi,²⁴ V. Veszpremi,⁴⁸ M. Vidal,³² R. Vidal,¹⁷ I. Vila,¹¹ R. Vilar,¹¹ T. Vine,³¹ I. Vollrath,³⁴ I. Volobouev,^{o,29} G. Volpi,⁴⁶ F. Würthwein,⁹ P. Wagner,⁵³ R.G. Wagner,² R.L. Wagner,¹⁷ J. Wagner,²⁶ W. Wagner,²⁶ R. Wallny,⁸ S.M. Wang,¹ A. Warburton,³⁴ D. Waters,³¹ M. Weinberger,⁵³ W.C. Wester III,¹⁷ B. Whitehouse,⁵⁶ D. Whiteson,⁴⁵ A.B. Wicklund,² E. Wicklund,¹⁷ G. Williams,³⁴ H.H. Williams,⁴⁵ P. Wilson,¹⁷ B.L. Winer,³⁹ P. Wittich,^{d,17} S. Wolbers,¹⁷ C. Wolfe,¹³ T. Wright,³⁵ X. Wu,²⁰ S.M. Wynne,³⁰ A. Yagil,⁹ K. Yamamoto,⁴¹ J. Yamaoka,⁵² T. Yamashita,⁴⁰ C. Yang,⁶⁰ U.K. Yang,^{j,13} Y.C. Yang,²⁸ W.M. Yao,²⁹ G.P. Yeh,¹⁷ J. Yoh,¹⁷ K. Yorita,¹³ T. Yoshida,⁴¹ G.B. Yu,⁴⁹ I. Yu,²⁸ S.S. Yu,¹⁷ J.C. Yun,¹⁷ L. Zanello,⁵¹ A. Zanetti,⁵⁴ I. Zaw,²² X. Zhang,²⁴ J. Zhou,⁵² and S. Zucchelli⁵

(CDF Collaboration*)

¹*Institute of Physics, Academia Sinica, Taipei, Taiwan 11529, Republic of China*

²*Argonne National Laboratory, Argonne, Illinois 60439*

³*Institut de Fisica d'Altes Energies, Universitat Autònoma de Barcelona, E-08193, Bellaterra (Barcelona), Spain*

⁴*Baylor University, Waco, Texas 76798*

⁵*Istituto Nazionale di Fisica Nucleare, University of Bologna, I-40127 Bologna, Italy*

⁶*Brandeis University, Waltham, Massachusetts 02254*

⁷*University of California, Davis, Davis, California 95616*

⁸*University of California, Los Angeles, Los Angeles, California 90024*

⁹*University of California, San Diego, La Jolla, California 92093*

¹⁰*University of California, Santa Barbara, Santa Barbara, California 93106*

¹¹*Instituto de Fisica de Cantabria, CSIC-University of Cantabria, 39005 Santander, Spain*

¹²*Carnegie Mellon University, Pittsburgh, PA 15213*

¹³*Enrico Fermi Institute, University of Chicago, Chicago, Illinois 60637*

¹⁴*Comenius University, 842 48 Bratislava, Slovakia; Institute of Experimental Physics, 040 01 Kosice, Slovakia*

¹⁵*Joint Institute for Nuclear Research, RU-141980 Dubna, Russia*

¹⁶*Duke University, Durham, North Carolina 27708*

¹⁷*Fermi National Accelerator Laboratory, Batavia, Illinois 60510*

¹⁸*University of Florida, Gainesville, Florida 32611*

¹⁹*Laboratori Nazionali di Frascati, Istituto Nazionale di Fisica Nucleare, I-00044 Frascati, Italy*

²⁰*University of Geneva, CH-1211 Geneva 4, Switzerland*

²¹*Glasgow University, Glasgow G12 8QQ, United Kingdom*

²²*Harvard University, Cambridge, Massachusetts 02138*

²³*Division of High Energy Physics, Department of Physics,*

University of Helsinki and Helsinki Institute of Physics, FIN-00014, Helsinki, Finland

- ²⁴University of Illinois, Urbana, Illinois 61801
²⁵The Johns Hopkins University, Baltimore, Maryland 21218
²⁶Institut für Experimentelle Kernphysik, Universität Karlsruhe, 76128 Karlsruhe, Germany
²⁷High Energy Accelerator Research Organization (KEK), Tsukuba, Ibaraki 305, Japan
²⁸Center for High Energy Physics: Kyungpook National University, Taegu 702-701, Korea; Seoul National University, Seoul 151-742, Korea; SungKyunKwan University, Suwon 440-746, Korea
²⁹Ernest Orlando Lawrence Berkeley National Laboratory, Berkeley, California 94720
³⁰University of Liverpool, Liverpool L69 7ZE, United Kingdom
³¹University College London, London WC1E 6BT, United Kingdom
³²Centro de Investigaciones Energeticas Medioambientales y Tecnologicas, E-28040 Madrid, Spain
³³Massachusetts Institute of Technology, Cambridge, Massachusetts 02139
³⁴Institute of Particle Physics: McGill University, Montréal, Canada H3A 2T8; and University of Toronto, Toronto, Canada M5S 1A7
³⁵University of Michigan, Ann Arbor, Michigan 48109
³⁶Michigan State University, East Lansing, Michigan 48824
³⁷University of New Mexico, Albuquerque, New Mexico 87131
³⁸Northwestern University, Evanston, Illinois 60208
³⁹The Ohio State University, Columbus, Ohio 43210
⁴⁰Okayama University, Okayama 700-8530, Japan
⁴¹Osaka City University, Osaka 588, Japan
⁴²University of Oxford, Oxford OX1 3RH, United Kingdom
⁴³University of Padova, Istituto Nazionale di Fisica Nucleare, Sezione di Padova-Trento, I-35131 Padova, Italy
⁴⁴LPNHE, Université Pierre et Marie Curie/IN2P3-CNRS, UMR7585, Paris, F-75252 France
⁴⁵University of Pennsylvania, Philadelphia, Pennsylvania 19104
⁴⁶Istituto Nazionale di Fisica Nucleare Pisa, Universities of Pisa, Siena and Scuola Normale Superiore, I-56127 Pisa, Italy
⁴⁷University of Pittsburgh, Pittsburgh, Pennsylvania 15260
⁴⁸Purdue University, West Lafayette, Indiana 47907
⁴⁹University of Rochester, Rochester, New York 14627
⁵⁰The Rockefeller University, New York, New York 10021
⁵¹Istituto Nazionale di Fisica Nucleare, Sezione di Roma 1, University of Rome “La Sapienza,” I-00185 Roma, Italy
⁵²Rutgers University, Piscataway, New Jersey 08855
⁵³Texas A&M University, College Station, Texas 77843
⁵⁴Istituto Nazionale di Fisica Nucleare, University of Trieste/ Udine, Italy
⁵⁵University of Tsukuba, Tsukuba, Ibaraki 305, Japan
⁵⁶Tufts University, Medford, Massachusetts 02155
⁵⁷Waseda University, Tokyo 169, Japan
⁵⁸Wayne State University, Detroit, Michigan 48201
⁵⁹University of Wisconsin, Madison, Wisconsin 53706
⁶⁰Yale University, New Haven, Connecticut 06520

(Dated: April 5, 2007; Version 5.1)

We present the first search for heavy, long-lived particles that decay to photons at a hadron collider. We use a sample of γ +jet+missing transverse energy events in $p\bar{p}$ collisions at $\sqrt{s} = 1.96$ TeV taken with the CDF II detector. Candidate events are selected based on the arrival time of the photon at the detector. Using an integrated luminosity of 570 pb^{-1} of collision data, we observe 2 events, consistent with the background estimate of 1.3 ± 0.7 events. While our search strategy does not rely on model-specific dynamics, we set cross section limits in a supersymmetric model with $\tilde{\chi}_1^0 \rightarrow \gamma \tilde{G}$ and place the world-best 95% C.L. lower limit on the $\tilde{\chi}_1^0$ mass of $101 \text{ GeV}/c^2$ at $\tau_{\tilde{\chi}_1^0} = 5 \text{ ns}$.

PACS numbers: 13.85.Rm, 12.60.Jv, 13.85.Qk, 14.80.Ly

*With visitors from ^aUniversity of Athens, ^bUniversity of Bristol, ^cUniversity Libre de Bruxelles, ^dCornell University, ^eUniversity of Cyprus, ^fUniversity of Dublin, ^gUniversity of Edinburgh, ^hUniversity of Heidelberg, ⁱUniversidad Iberoamericana,

^jUniversity of Manchester, ^kNagasaki Institute of Applied Science, ^lUniversity de Oviedo, ^mUniversity of London, Queen Mary College, ⁿUniversity of California Santa Cruz, ^oTexas Tech University,

Searches for events with final state photons and missing transverse energy (\cancel{E}_T) [1] at collider experiments are sensitive to new physics from a wide variety of models [2] including gauge mediated supersymmetry breaking (GMSB) [3]. In these models the lightest neutralino ($\tilde{\chi}_1^0$) decays into a photon (γ) and a weakly interacting, stable gravitino (\tilde{G}) that gives rise to \cancel{E}_T by leaving the detector without depositing any energy. The observation of an $ee\gamma\cancel{E}_T$ candidate event by the CDF experiment during Run I at the Fermilab Tevatron [4] has increased the interest in experimental tests of this class of theories. Most subsequent searches have focused on promptly produced photons [5, 6], however the $\tilde{\chi}_1^0$ can have a lifetime on the order of nanoseconds or more. This is the first search for heavy, long-lived particles that decay to photons at a hadron collider.

We optimize our selection requirements using a GMSB model with a standard choice of parameters [7] and vary the values of the $\tilde{\chi}_1^0$ mass and lifetime. However, the final search strategy is chosen to be sufficiently general and independent of the specific GMSB model dynamics to yield results that are approximately valid for any model producing the same reconstructed final state topology and kinematics [8]. In $p\bar{p}$ collisions at the Tevatron the inclusive GMSB production cross section is dominated by pair production of gauginos. The gauginos decay promptly, resulting in a pair of long-lived $\tilde{\chi}_1^0$'s in association with other final state particles that can be identified as jets. For a heavy $\tilde{\chi}_1^0$ decaying inside the detector, the photon can arrive at the face of the detector with a time delay relative to promptly produced photons. To have good sensitivity for nanosecond-lifetime $\tilde{\chi}_1^0$'s [8], we search for events that contain a time-delayed photon, \cancel{E}_T , and ≥ 1 jet. This is equivalent to requiring that at least one of the long-lived $\tilde{\chi}_1^0$'s decays inside the detector.

This Letter summarizes [9] the first search for heavy, long-lived particles that decay to photons at a hadron collider. The data comprise $570 \pm 34 \text{ pb}^{-1}$ of $p\bar{p}$ collisions collected with the CDF II detector [10] at $\sqrt{s} = 1.96 \text{ TeV}$. Previous searches for nanosecond-lifetime particles using non-timing techniques yielded null results [11].

A full description of the CDF II detector can be found elsewhere [10]. Here we briefly describe the aspects of the detector relevant to this analysis. The magnetic spectrometer consists of tracking devices inside a 3-m diameter, 5-m long superconducting solenoid magnet that operates at 1.4 T. An eight-layer silicon microstrip detector array and a 3.1-m long drift chamber with 96 layers of sense wires measure the position (\vec{x}_i) and time (t_i) of the $p\bar{p}$ interaction [12] and the momenta of charged particles. Muons from collisions or cosmic rays are identified by a

system of drift chambers situated outside the calorimeters in the region with pseudorapidity $|\eta| < 1.1$ [1]. The calorimeter consists of projective towers with electromagnetic and hadronic compartments. It is divided into a central barrel that surrounds the solenoid coil ($|\eta| < 1.1$) and a pair of end-plugs that cover the region $1.1 < |\eta| < 3.6$. Both calorimeters are used to identify and measure the energy and position of photons, electrons, jets, and \cancel{E}_T . The electromagnetic calorimeters were recently instrumented with a new system, the EM-Timing system (completed in Fall 2004) [13], that measures the arrival time of electrons and photons in each tower with $|\eta| < 2.1$ for all energies above $\sim 5 \text{ GeV}$.

The time and position of arrival of the photon at the calorimeter, t_f and \vec{x}_f , are used to separate the photons from the decays of heavy, long-lived $\tilde{\chi}_1^0$'s from promptly produced photons or photons from non-collision sources. We define the corrected arrival time of the photon as

$$t_c^\gamma \equiv t_f - t_i - \frac{|\vec{x}_f - \vec{x}_i|}{c}.$$

The t_c^γ distribution for promptly produced, high energy photons is Gaussian with a mean of zero by construction and with a standard deviation that depends only on the measurement resolution assuming that the $p\bar{p}$ production vertex has been correctly identified. Photons from heavy, long-lived particles can have arrival times that are many standard deviations larger than zero.

The analysis preselection is summarized in Table I. It begins with events passing an online, three-level trigger by having a photon candidate in the region $|\eta| < 1.1$ with $E_T > 25 \text{ GeV}$ and $\cancel{E}_T > 25 \text{ GeV}$. Offline, the highest E_T photon candidate in the fiducial region of the calorimeter is required to have $E_T > 30 \text{ GeV}$ and to pass the standard photon identification requirements [5] with a minor modification [14]. We require the event to have $\cancel{E}_T > 30 \text{ GeV}$ where the trigger is 100% efficient. We require at least one jet with $|\eta^{\text{jet}}| < 2.0$ and $E_T^{\text{jet}} > 30 \text{ GeV}$ [15]. Since a second photon can be identified as a jet, the analysis is sensitive to signatures where one or both $\tilde{\chi}_1^0$'s decay inside the detector. To ensure a high quality t_i and \vec{x}_i measurement, we require a vertex with at least 4 tracks, $\sum_{\text{tracks}} p_T > 15 \text{ GeV}/c$, and $|z_i| < 60 \text{ cm}$; this also helps to reduce non-collision backgrounds. For events with multiple reconstructed vertices, we pick the vertex with the highest $\sum_{\text{tracks}} p_T$. To reduce cosmic ray background, events are rejected if there are hits in a muon chamber that are not matched to any track and are within 30° of the photon. After the above requirements there are 11,932 events in the data sample.

There are two major classes of background events: collision and non-collision photon candidates. Collision photons are presumed to come from standard model interactions, e.g., $\gamma + \text{jet} + \text{mismeasured } \cancel{E}_T$, $\text{dijet} + \text{mismeasured } \cancel{E}_T$ where the jet is mis-identified as a γ , and $W \rightarrow e\nu$ where the electron is mis-identified as a γ . Non-collision

^pUniversity of California Irvine, ^qIFIC(CSIC-Universitat de Valencia),

Preselection Requirements	Cumulative (individual) Efficiency (%)
$E_T^\gamma > 30$ GeV, $\cancel{E}_T > 30$ GeV	54 (54)
Photon ID and fiducial, $ \eta < 1.0$	39 (74)*
Good vertex, $\sum_{\text{tracks}} p_T > 15$ GeV/c	31 (79)
$ \eta^{\text{jet}} < 2.0$, $E_T^{\text{jet}} > 30$ GeV	24 (77)
Cosmic ray rejection	23 (98)*
Requirements after Optimization	
$\cancel{E}_T > 40$ GeV, $E_T^{\text{jet}} > 35$ GeV	21 (92)
$\Delta\phi(\cancel{E}_T, \text{jet}) > 1$ rad	18 (86)
$2 \text{ ns} < t_c^\gamma < 10 \text{ ns}$	6 (33)

TABLE I: The data selection criteria and the cumulative and individual requirement efficiencies for an example GMSB model point at $m_{\tilde{\chi}_1^0} = 100$ GeV/ c^2 and $\tau_{\tilde{\chi}_1^0} = 5$ ns. The efficiencies listed are, in general, model-dependent and have a fractional uncertainty of 10%. Model-independent efficiencies are indicated with an asterisk. The collision fiducial requirement of $|z_i| < 60$ cm is part of the good vertex requirement (95%) and is estimated from data.

backgrounds come from cosmic rays and beam effects that can produce photon candidates, \cancel{E}_T , and sometimes the reconstructed jet. We separate data events as a function of t_c^γ into several control regions that allow us to estimate the number of background events in the final signal region by fitting to the data using collision and non-collision shape templates as shown in Fig. 1.

Collision photons are subdivided in two subclasses: correct and incorrect vertex selection [13]. An incorrect vertex can be selected when two or more collisions occur in one beam bunch crossing, making it possible that the highest reconstructed $\sum_{\text{tracks}} p_T$ vertex does not produce the photon. While the fraction of events with incorrect vertices depends on the final event selection criteria, the t_c^γ distribution for each subclass is estimated separately using $W \rightarrow e\nu$ data where the electron track is dropped from the vertexing. For events with a correctly associated vertex, the t_c^γ distribution is Gaussian and centered at zero with a standard deviation of 0.64 ns [13]. For those with an incorrectly selected vertex the t_c^γ distribution is also Gaussian with a standard deviation of 2.05 ns.

The t_c^γ distributions for both non-collision backgrounds are estimated separately from data using events with no reconstructed tracks. Photon candidates from cosmic rays are not correlated in time with collisions, and therefore their t_c^γ distribution is roughly flat. Beam halo photon candidates are produced by muons that originate upstream of the detector (from the p direction) and travel through the calorimeter, typically depositing small amounts of energy. When the muon deposits significant energy in the EM calorimeter, it can be misidentified as a photon and cause \cancel{E}_T . These photons populate predominantly the negative t_c^γ region, but can contribute to the signal region. Since beam halo muons travel parallel to the beam line, these events can be separated from cosmic

ray events by identifying the small energy deposited in the calorimeter towers along the beam halo muon trajectory.

The background prediction uses control regions outside the signal time window but well within the 132 ns time window that the calorimeter uses to measure the energy. The non-collision background templates are normalized to match the number of events in two time windows: a beam halo-dominated window at $\{-20, -6\}$ ns, selected to be 3σ away from the wrong vertex collision background, and a cosmic rays-dominated window at $\{25, 90\}$ ns, well away from the standard model and beam halo contributions. The collision background is estimated by fitting events in the $\{-10, 1.2\}$ ns window with the non-collision contribution subtracted and with the fraction of correct to incorrect vertex events allowed to vary. In this way the background for the signal region is entirely estimated from data samples. The systematic uncertainty on the background estimate is dominated by our ability to calibrate the mean of the t_c^γ distribution for prompt photons. We find a variation of 200 ps on the mean and 20 ps on the standard deviation of the distribution by considering various possible event selection criteria. These contribute to the systematic uncertainty of the collision background estimate in the signal region and are added in quadrature with the statistical uncertainties of the final fit procedure.

We estimate the sensitivity to heavy, long-lived particles that decay to photons using GMSB models for different $\tilde{\chi}_1^0$ masses and lifetimes. Events from all SUSY processes are simulated with the PYTHIA Monte Carlo program [16] along with the detector simulation [17]. The acceptance is the ratio of simulated events that pass all the requirements to all events produced. It is used in the optimization procedure and in the final limit setting and depends on a number of effects. The fraction of $\tilde{\chi}_1^0$ decays in the detector volume is the dominant effect on the acceptance. For a given lifetime this depends on the boost of the $\tilde{\chi}_1^0$. A highly boosted $\tilde{\chi}_1^0$ that decays in the detector typically does not contribute to the acceptance because it tends to produce a photon traveling in the same direction as the $\tilde{\chi}_1^0$. Thus, the photon's arrival time is indistinguishable from promptly produced photons. At small boosts the decay is more likely to happen inside the detector, and the decay angle is more likely to be large, which translates into a larger delay for the photon. The fraction of events with a delayed photon arrival time initially rises as a function of $\tilde{\chi}_1^0$ lifetime, but falls as the fraction of $\tilde{\chi}_1^0$'s decaying outside the detector begins to dominate. In the $\tilde{\chi}_1^0$ mass region considered ($65 \leq m_{\tilde{\chi}_1^0} \leq 150$ GeV/ c^2), the acceptance peaks at a lifetime of around 5 ns. The acceptance also depends on the mass as the boost effects are mitigated by the ability to produce high energy photons or \cancel{E}_T in the collision, as discussed in Ref. [8].

The total systematic uncertainty of 10% on the ac-

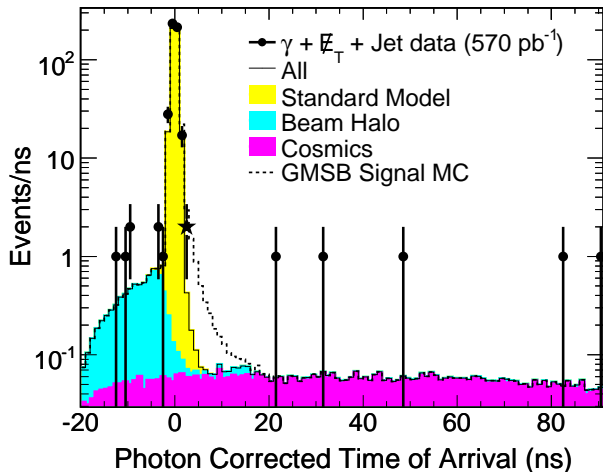


FIG. 1: The time distribution for photons passing all but the final timing requirement for the background predictions, data, and a GMSB signal for an example point at $m_{\tilde{\chi}_1^0} = 100 \text{ GeV}/c^2$, $\tau_{\tilde{\chi}_1^0} = 5 \text{ ns}$. A total of 1.3 ± 0.7 background events are predicted and 2 (marked with a star) are observed in the signal region of $2 < t_c^\gamma < 10 \text{ ns}$.

ceptance is dominated by the uncertainty on the mean of the t_c^γ distribution (7%) and on the photon ID efficiency (5%). Other significant contributions come from uncertainties on initial and final state radiation (3%), jet energy measurement (3%), and the parton distribution functions (1%).

We determine the kinematic and t_c^γ selection requirements that define the final data sample by optimizing the expected cross section limit without looking at the data in the signal region. To compute the expected 95% confidence level (C.L.) cross section upper limit [18], we combine the predicted GMSB signal and background estimates with the systematic uncertainties using a Bayesian method with a flat prior [19]. The expected limits are optimized by simultaneously varying the selection requirements for \cancel{E}_T , photon E_T , jet E_T , azimuth angle between the leading jet and \cancel{E}_T ($\Delta\phi(\cancel{E}_T, \text{jet})$), and t_c^γ . The $\Delta\phi(\cancel{E}_T, \text{jet})$ requirement rejects events where the \cancel{E}_T is overestimated because of a poorly measured jet. While each point in $\tilde{\chi}_1^0$ lifetime vs. mass space gives a slightly different optimization, we choose a single set of requirements because it simplifies the final analysis, while only causing a small loss of sensitivity. The optimized requirements are summarized in Table I. As an example, the acceptance for $m_{\tilde{\chi}_1^0} = 100 \text{ GeV}/c^2$ and lifetime $\tau_{\tilde{\chi}_1^0} = 5 \text{ ns}$ is estimated to be $(6.3 \pm 0.6)\%$.

After all kinematic requirements, 508 events are observed in the data before the final signal region time requirement. Their time distribution is shown in Fig. 1. Our fit to the data outside the signal region predicts total backgrounds of 6.2 ± 3.5 from cosmic rays, 6.8 ± 4.9 from beam halo background sources, and the rest from the

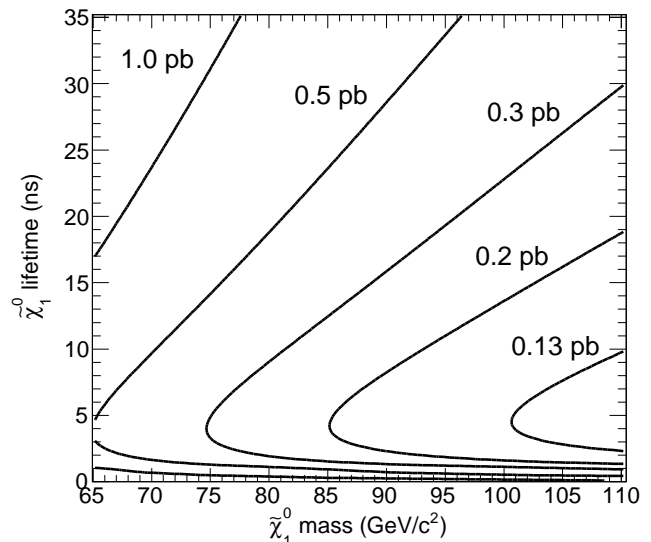


FIG. 2: The contours of constant 95% C.L. upper cross section limits for a GMSB model [7].

standard model. Inside the signal time region, $\{2, 10\} \text{ ns}$, we predict 1.25 ± 0.66 events: 0.71 ± 0.60 from standard model, 0.46 ± 0.26 from cosmic rays, and 0.07 ± 0.05 from beam halo. Two events are observed in the data. Since the result is consistent with the no-signal hypothesis, we set limits on the $\tilde{\chi}_1^0$ lifetime and mass. Figure 2 shows the contours of constant 95% C.L. cross section upper limit. Figure 3 shows the exclusion region at 95% C.L., along with the expected limit for comparison. This takes into account the predicted production cross section at next-to-leading order [20] as well as the uncertainties on the parton distribution functions (6%) and the renormalization scale (2%). Since the number of observed events is above expectations, the observed limits are slightly worse than the expected limits. These limits extend at large masses beyond those of LEP searches using photon “pointing” methods [11].

In conclusion, we have performed the first search for heavy, long-lived particles that decay to photons at a hadron collider using data collected with the EMTiming system at the CDF II detector. There is no excess of events beyond expectations. As our search strategy does not rely on event properties specific solely to GMSB models, we can exclude any $\gamma + \text{jet} + \cancel{E}_T$ signal that would produce more than 5.5 events. We set cross section limits using a supersymmetric model with $\tilde{\chi}_1^0 \rightarrow \gamma \tilde{G}$, and find a GMSB exclusion region in the $\tilde{\chi}_1^0$ lifetime vs. mass plane with the world-best 95% C.L. lower limit on the $\tilde{\chi}_1^0$ mass of $101 \text{ GeV}/c^2$ at $\tau_{\tilde{\chi}_1^0} = 5 \text{ ns}$. Future improvements with similar techniques should also provide sensitivity to new particle decays with a delayed electron signature [2]. By the end of Run II, an integrated luminosity of 10 fb^{-1} is possible for which we estimate a mass reach of $\simeq 140 \text{ GeV}/c^2$ at a lifetime of 5 ns.

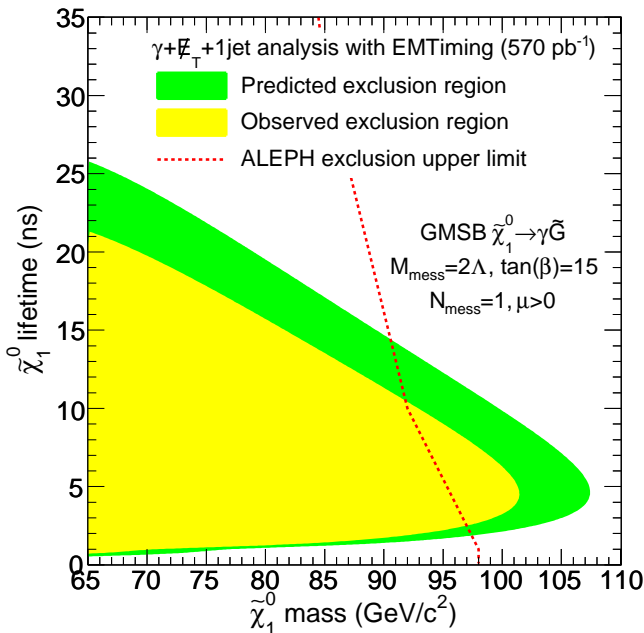


FIG. 3: The exclusion region at 95% C.L. as a function of $\tilde{\chi}_1^0$ lifetime and mass for a GMSB model [7]. The predicted and the observed regions are shown separately and are compared to the most stringent published limit from LEP searches [11].

We thank the Fermilab staff and the technical staffs of the participating institutions for their vital contributions. This work was supported by the U.S. Department of Energy and National Science Foundation; the Italian Istituto Nazionale di Fisica Nucleare; the Ministry of Education, Culture, Sports, Science and Technology of Japan; the Natural Sciences and Engineering Research Council of Canada; the National Science Council of the Republic of China; the Swiss National Science Foundation; the A.P. Sloan Foundation; the Bundesministerium für Bildung und Forschung, Germany; the Korean Science and Engineering Foundation and the Korean Research Foundation; the Particle Physics and Astronomy Research Council and the Royal Society, UK; the Russian Foundation for Basic Research; the Comisión Interministerial de Ciencia y Tecnología, Spain; in part by the European Community's Human Potential Programme under contract HPRN-CT-2002-00292; and the Academy of Finland.

[1] We use a cylindrical coordinate system in which the proton beam travels along the z -axis, θ is the polar angle, ϕ

is the azimuthal angle, and $\eta = -\ln \tan(\theta/2)$. The transverse energy and momentum are defined as $E_T = E \sin \theta$ and $p_T = p \sin \theta$ where E is the energy measured by the calorimeter and p the momentum measured in the tracking system. $\cancel{E}_T = |-\sum_i E_T^i \vec{n}_i|$ where \vec{n}_i is a unit vector that points from the interaction vertex to the i th calorimeter tower in the transverse plane.

- [2] J. L. Feng, A. Rajaraman and F. Takayama, Phys. Rev. D **68**, 063504 (2003); M. J. Strassler and K. M. Zurek, arXiv:hep-ph/0605193.
- [3] S. Ambrosanio *et al.*, Phys. Rev. D **54**, 5395 (1996); C. H. Chen and J. F. Gunion, Phys. Rev. D **58**, 075005 (1998).
- [4] F. Abe *et al.* (CDF Collaboration), Phys. Rev. Lett. **81**, 1791 (1998) and Phys. Rev. D **59**, 092002 (1999).
- [5] D. Acosta *et al.* (CDF Collaboration), Phys. Rev. D **71**, 031104 (2005).
- [6] V. Abazov *et al.* (D0 Collaboration), Phys. Rev. Lett. **94**, 041801 (2005).
- [7] B. C. Allanach *et al.*, Eur. Phys. J. **C25**, 113 (2002). We use benchmark model 8 and allow the \tilde{G} mass factor and the supersymmetry breaking scale to vary independently.
- [8] D. Toback and P. Wagner, Phys. Rev. D **70**, 114032 (2004).
- [9] P. Wagner, Ph.D. Thesis, Texas A&M University, 2007.
- [10] D. Acosta *et al.* (CDF Collaboration), Phys. Rev. D **71**, 032001 (2005).
- [11] A. Heister *et al.* (ALEPH Collaboration), Eur. Phys. J. **C 25**, 339 (2002); also see M. Gataullin, S. Rosier, L. Xia and H. Yang, arXiv:hep-ex/0611010; G. Abbiendi *et al.* (OPAL Collaboration), Proc. Sci. HEP2005 346 (2006); J. Abdallah *et al.* (DELPHI Collaboration), Eur. Phys. J. **C 38** 395 (2005).
- [12] The distribution of the $p\bar{p}$ collisions has a standard deviation of 30 cm and 1.3 ns in z_i and t_i , respectively.
- [13] M. Goncharov *et al.*, Nucl. Instrum. Methods **A565**, 543 (2006).
- [14] The standard requirement, $\chi_{CES}^2 < 20$ (see F. Abe *et al.* (CDF Collaboration), Phys. Rev. D **52**, 4784 (1995)), has been removed because there is evidence that it is inefficient for photons that arrive with large incident angles relative to the face of the detector.
- [15] See F. Abe *et al.* (CDF Collaboration), Phys. Rev. D **45**, 1448 (1992). We use corrected jets reconstructed with a cone of $\Delta R = 0.7$, see A. Bhatti *et al.*, Nucl. Instrum. Methods **A566**, 375 (2006).
- [16] T. Sjöstrand *et al.*, Comput. Phys. Commun. **135**, 238 (2001). We use version 6.216.
- [17] We use the standard GEANT based detector simulation [R. Brun *et al.*, CERN-DD/EE/84-1 (1987)] and add a parametrized EMTiming simulation.
- [18] E. Boos, A. Vologdin, D. Toback, and J. Gaspard, Phys. Rev. D **66**, 013011 (2002).
- [19] J. Conway, CERN Yellow Book Report No. CERN 2000-005, 2000, p. 247.
- [20] W. Beenakker *et al.*, Phys. Rev. Lett. **83**, 3780 (1999).