

RECEIVED: April 16, 2011

REVISED: May 23, 2011

ACCEPTED: May 30, 2011

PUBLISHED: June 17, 2011

# Search for new physics with same-sign isolated dilepton events with jets and missing transverse energy at the LHC

---

## The CMS collaboration

**ABSTRACT:** The results of searches for new physics in events with two same-sign isolated leptons, hadronic jets, and missing transverse energy in the final state are presented. The searches use an integrated luminosity of  $35 \text{ pb}^{-1}$  of pp collision data at a centre-of-mass energy of 7 TeV collected by the CMS experiment at the LHC. The observed numbers of events agree with the standard model predictions, and no evidence for new physics is found. To facilitate the interpretation of our data in a broader range of new physics scenarios, information on our event selection, detector response, and efficiencies is provided.

**KEYWORDS:** Hadron-Hadron Scattering

---

## Contents

<b>1</b>	<b>Introduction</b>	<b>1</b>
<b>2</b>	<b>The CMS detector</b>	<b>2</b>
<b>3</b>	<b>Reconstruction of leptons, missing energy, and jets</b>	<b>3</b>
<b>4</b>	<b>Search regions</b>	<b>4</b>
4.1	Searches using lepton triggers	5
4.2	Searches using hadronic triggers	6
<b>5</b>	<b>Background estimation</b>	<b>7</b>
5.1	Searches using lepton triggers	8
5.2	Search using hadronic triggers, electrons, and muons	10
5.3	Search using hadronic triggers and $\tau_h$	15
5.4	Comparison of leptonic and $H_T$ -triggered analyses with electrons and muons in the final state	16
5.5	Electron charge mismeasurement	17
<b>6</b>	<b>Signal acceptance and efficiency systematic uncertainties</b>	<b>18</b>
<b>7</b>	<b>Summary of results</b>	<b>19</b>
<b>8</b>	<b>Interpretation of results</b>	<b>20</b>
<b>9</b>	<b>Summary and conclusions</b>	<b>24</b>
	<b>The CMS collaboration</b>	<b>28</b>

---

## 1 Introduction

Events with same-sign isolated lepton pairs from hadron collisions are very rare in the standard model (SM) but appear very naturally in many new physics scenarios. In particular, they have been proposed as signatures of supersymmetry (SUSY) [1–3], universal extra dimensions [4], pair production of  $T_{5/3}$  (a fermionic partner of the top quark) [5], heavy Majorana neutrinos [6], and same-sign top-pair resonances as predicted in theories with warped extra dimensions [7]. In this paper we describe searches for new physics with same-sign isolated dileptons ( $ee$ ,  $e\mu$ ,  $\mu\mu$ ,  $e\tau$ ,  $\mu\tau$ , and  $\tau\tau$ ), missing transverse energy ( $E_T^{\text{miss}}$ ), and hadronic jets. Our choice of signal regions is driven by two simple observations. First, astrophysical evidence for dark matter [8] suggests that we concentrate on final states with  $E_T^{\text{miss}}$ . Second, observable new physics signals with large cross sections are

likely to be produced by strong interactions, and we thus expect significant hadronic activity in conjunction with the two same-sign leptons. Beyond these simple guiding principles, our searches are as independent of detailed features of new physics models as possible. The results are based on a data sample corresponding to an integrated luminosity of  $35 \text{ pb}^{-1}$  collected in pp collisions at a centre-of-mass energy of 7 TeV by the Compact Muon Solenoid (CMS) experiment at the Large Hadron Collider (LHC) in 2010.

This paper is organized as follows. The CMS detector is briefly described in section 2. The reconstruction of leptons,  $E_T^{\text{miss}}$ , and jets at CMS is summarized in section 3. Section 4 describes our search regions. We perform separate searches based on leptonic and hadronic triggers in order to cover a wider region in the parameter space of new physics. Electron and muon triggers allow for searches that require less hadronic energy in the event, while hadronic triggers allow inclusion of lower transverse momentum ( $p_T$ ) electrons and muons, as well as hadronic  $\tau$  decays in the final state. The dominant backgrounds for all three searches are estimated from data, as discussed in section 5. Systematic uncertainties on the predicted number of signal events and results of these searches are discussed in sections 6 and 7. We conclude with a discussion on how to use our results to constrain a wide variety of new physics models in section 8.

## 2 The CMS detector

A right-handed coordinate system is employed by the CMS experiment, with the origin at the nominal interaction point, the  $x$ -axis pointing to the centre of the LHC, and the  $y$ -axis pointing up (perpendicular to the LHC plane). The polar angle  $\theta$  is measured from the positive  $z$ -axis and the azimuthal angle  $\phi$  is measured in the  $xy$  plane. The pseudorapidity is defined as  $\eta = -\ln[\tan(\frac{\theta}{2})]$ .

The central feature of the CMS apparatus is a superconducting solenoid, of 6 m internal diameter, 13 m in length, providing an axial field of 3.8 T. Within the field volume are several particle detection systems which each feature a cylindrical geometry, covering the full azimuthal range from  $0 \leq \phi \leq 2\pi$ . Silicon pixel and strip tracking detectors provide measurements of charged particle trajectories and extend to a pseudorapidity of  $|\eta| = 2.5$ . A homogeneous crystal electromagnetic calorimeter (ECAL) and a sampling brass/scintillator hadronic calorimeter (HCAL) surround the tracking volume and provide energy measurements of electrons, photons, and hadronic jets up to  $|\eta| = 3.0$ . An iron-quartz fiber hadronic calorimeter, which is also part of the HCAL system, is located in the forward region defined by  $3.0 < |\eta| < 5.0$ . Muons are measured in the pseudorapidity range of  $|\eta| < 2.4$ , with detection planes made of three technologies: drift tubes, cathode strip chambers, and resistive plate chambers. These are instrumented outside of the magnet coil within the steel return yoke. The CMS detector is nearly hermetic, allowing for energy balance measurements in the plane transverse to the beam direction. A two-tier trigger system is designed to select the most interesting pp collision events for use in physics analysis. A detailed description of the CMS detector can be found elsewhere [9].

### 3 Reconstruction of leptons, missing energy, and jets

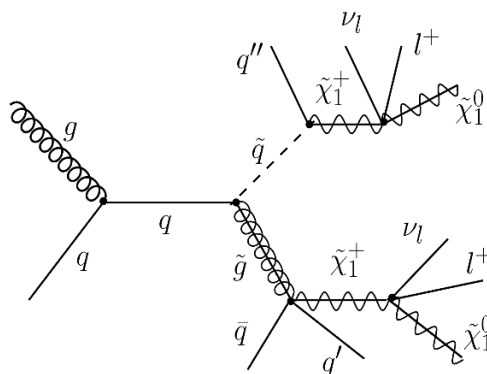
Muon candidates are required to be successfully reconstructed [10] using two algorithms, one in which tracks in the silicon detector are matched to consistent signals in the calorimeters and muon system, and another in which a simultaneous global fit is performed to hits in the silicon tracker and muon system. The track associated with the muon candidate is required to have a minimum number of hits in the silicon tracker, have a high-quality global fit including a minimum number of hits in the muon detectors, and have calorimeter energy deposits consistent with originating from a minimum ionizing particle.

Electron candidates are reconstructed [11] starting from a cluster of energy deposits in the ECAL, which is then matched to hits in the silicon tracker. A selection using electron identification variables based on shower shape and track-cluster matching is applied to the reconstructed candidates; the criteria are optimized in the context of the inclusive  $W \rightarrow e\nu$  measurement [12] and are designed to maximally reject electron candidates from QCD multijet production while maintaining approximately 80% efficiency for electrons from the decay of W/Z bosons. Electron candidates within  $\Delta R = \sqrt{\Delta\phi^2 + \Delta\eta^2} < 0.1$  of a muon are rejected to remove electron candidates due to muon bremsstrahlung and final-state radiation. Electron candidates originating from photon conversions are suppressed by looking for a partner track and requiring no missing hits for the track fit in the inner layers of the tracking detectors.

Hadronic  $\tau$  candidates ( $\tau_h$ ) are identified [13] starting with a hadronic jet clustered from the particles reconstructed using the particle-flow global-event reconstruction algorithm [14]. The highest- $p_T$  charged track within a cone of  $\Delta R < 0.1$  around the jet axis is required to have  $p_T > 5 \text{ GeV}$ . A variable size cone of  $\Delta R < 5 \text{ GeV}/p_T$  is then defined around this track, and the boosted  $\tau$ -decay products are expected to be confined within this narrow cone. Only  $\tau$  candidates with one or three charged hadrons in this cone are selected. The discrimination between hadronic  $\tau$  decays and generic QCD jets is based on an ensemble of five neural networks, each of which has been trained to identify one of the five main hadronic  $\tau$ -decay modes using the kinematics of the reconstructed charged and neutral pions [15].

All lepton candidates are required to have  $|\eta| < 2.4$ , and be consistent with originating from the same interaction vertex. Charged leptons from the decay of W/Z bosons, as well as the new physics we are searching for, are expected to be isolated from other activity in the event. We calculate a relative measure of this isolation denoted as *RelIso*. This quantity is defined as the ratio of the scalar sum of transverse track momenta and transverse calorimeter energy deposits within a cone of  $\Delta R < 0.3$  around the lepton candidate direction at the origin, to the transverse momentum of the candidate. The contribution from the candidate itself is excluded.

In order to suppress the background due to dileptons originating from the same jet, we require that selected dileptons have a minimum invariant mass of 5 GeV. This helps to keep dileptons uncorrelated with respect to their *RelIso* observables, which is a feature we exploit in the analysis. We also remove events with a third lepton of opposite sign and same flavour as one of the two selected leptons if the invariant mass of the pair is between 76



**Figure 1.** An example of a process involving the production and decays of SUSY particles, which gives rise to two same-sign prompt leptons, jets, and missing transverse energy.

and 106 GeV. This requirement further reduces an already small background contribution from WZ and ZZ production.

Jets and  $E_T^{\text{miss}}$  are reconstructed based on the particle-flow technique described in [14, 16]. For jet clustering, we use the anti- $k_T$  algorithm with the distance parameter  $R = 0.5$  [17]. Jets are required to pass standard quality requirements [18] to remove those consistent with calorimeter noise. Jet energies are corrected for residual nonuniformity and nonlinearity of the detector response derived using collision data [19]. We require jets to have transverse energy above 30 GeV and to be within  $|\eta| < 2.5$ . We define the  $H_T$  observable as the scalar sum of the  $p_T$  of all such jets with  $\Delta R > 0.4$  to the nearest lepton passing all our requirements.

#### 4 Search regions

The searches discussed in this paper employ two different trigger strategies, electron and muon triggers in one case, and  $H_T$  triggers in the other. The leptonic triggers allow for lower  $H_T$  requirements, while the  $H_T$  triggers allow for lower lepton  $p_T$ , as well as final states with hadronic  $\tau$  decays. The motivation for covering the widest possible phase space in this search can be illustrated by an example of a SUSY cascade, shown in figure 1, naturally giving rise to jets,  $E_T^{\text{miss}}$ , and same-sign leptons: (gluinos/squarks)  $\rightarrow$  (charged gaugino)  $\rightarrow$  (lightest supersymmetric particle (LSP) neutralino). The mass difference between the gluino/squarks and the charged gaugino, typically arbitrary, defines the amount of hadronic activity one may expect in the event. The mass difference between the gaugino and a neutralino influences the lepton  $p_T$  spectrum. Depending on the nature of the chargino and neutralino, their mass difference can be either arbitrary (e.g., wino and bino) or typically small (e.g., higgsinos). Moreover, there are a number of ways to generate a large production asymmetry between  $\tau$  and  $e/\mu$  leptons, which motivates us to look specifically for events with a  $\tau$ .

In the following we describe the search regions explored by each trigger strategy. As a new-physics reference point, we use LM0, a point in the constrained Minimal Supersymmetric Standard Model (CMSSM) [20] defined with the model parameters  $m_0 = 200$  GeV,  $m_{1/2} = 160$  GeV,  $\tan\beta = 10$ ,  $\mu > 0$ , and  $A_0 = -400$  GeV. LM0 is one of the common CMSSM reference points used in CMS across many analyses. As the abbreviation suggests, LM0 provides squarks and gluinos with relatively low masses, and thus has a large production cross section. It is beyond the exclusion reach of the searches performed by LEP and Tevatron, but it has recently been excluded by searches [21–23] with ATLAS and CMS concurrently with this one. Nonetheless, we continue to use LM0 as it provides a common model for which to compare our sensitivity with that of other analyses. Aside from the LM0 point, several SM simulation samples are used to both validate and complement various background estimation methods that are based on the data itself. These samples rely on either PYTHIA 6.4 [24] or MADGRAPH [25] for event generation and GEANT4 [26] for simulation of the CMS detector. Samples used include  $t\bar{t}$ , single- $t$ ,  $\gamma$ +jets,  $W$ +jets,  $Z$ +jets,  $WW$ ,  $WZ$ ,  $ZZ$ , and QCD multijet production. Next-to-leading-order (NLO) cross sections are used for all samples except for QCD multijet production.

#### 4.1 Searches using lepton triggers

We start with a baseline selection inspired by our published  $t\bar{t} \rightarrow \ell^+\ell^- + X$  ( $\ell = e$  or  $\mu$ ) cross section measurement [27].

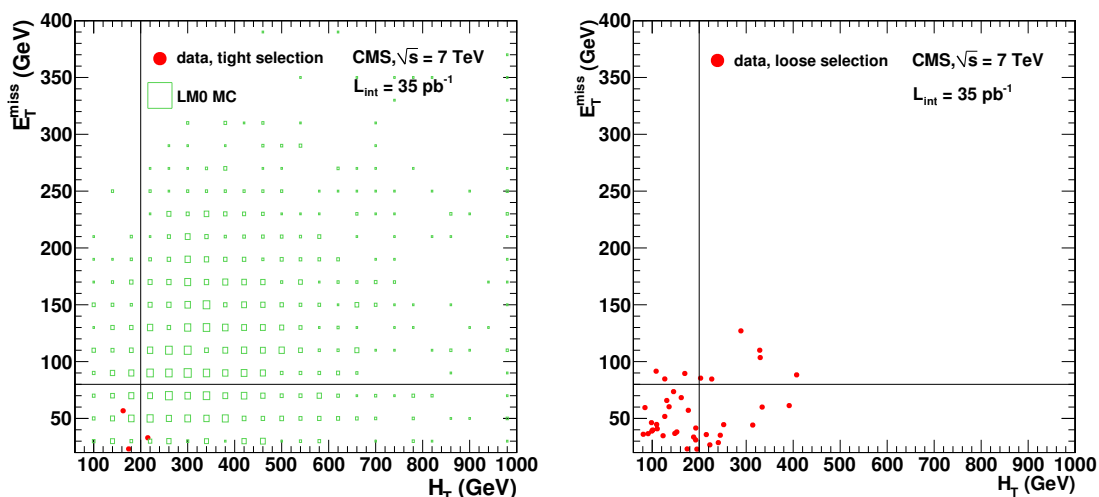
Events are collected using single and dilepton triggers. The detailed implementation of these triggers evolved throughout the 2010 data-collecting period as the LHC instantaneous luminosity was increasing. Trigger efficiencies are measured from a pure lepton sample collected using  $Z \rightarrow \ell^+\ell^-$  decays from data. The luminosity-averaged efficiency to trigger on events with two leptons with  $|\eta| < 2.4$  and  $p_T > 10$  GeV, one of which also has  $p_T > 20$  GeV, is very high. For example, the trigger efficiency for an LM0 event passing the baseline selection described below is estimated to be  $(99 \pm 1)\%$ .

One of the electrons and muons must have  $p_T > 20$  GeV and the second one must have  $p_T > 10$  GeV. Both leptons must be isolated. The isolation requirement is based on the *RelIso* variable introduced earlier. We require  $RelIso < 0.1$  for leptons of  $p_T > 20$  GeV, and the isolation sum (i.e., the numerator of the *RelIso* expression) to be less than 2 GeV for  $p_T < 20$  GeV.

We require the presence of at least two reconstructed jets, implying  $H_T > 60$  GeV. Finally, we require the missing transverse energy  $E_T^{\text{miss}} > 30$  GeV ( $ee$  and  $\mu\mu$ ) or  $E_T^{\text{miss}} > 20$  GeV ( $e\mu$ ). This defines our *baseline selection*.

Following the guiding principles discussed in the introduction, we define two search regions. The first has high  $E_T^{\text{miss}}$  ( $E_T^{\text{miss}} > 80$  GeV); the second has high  $H_T$  ( $H_T > 200$  GeV). These  $E_T^{\text{miss}}$  and  $H_T$  values were chosen to obtain an SM background expectation in simulation of 1/3 of an event in either of the two overlapping search regions.

Figure 2 shows the  $H_T$  versus  $E_T^{\text{miss}}$  scatter plot for the baseline selection, indicating the  $E_T^{\text{miss}}$  and  $H_T$  requirements for the two search regions via horizontal and vertical lines, respectively. Figure 2 (left) shows three events (red dots) in the baseline region, one of which barely satisfies  $H_T > 200$  GeV, but fails the  $E_T^{\text{miss}} > 80$  GeV requirement.



**Figure 2.**  $H_T$  versus  $E_T^{\text{miss}}$  scatter plots for baseline region. (Left) Overlay of the three observed events with the expected signal distribution for LM0. The three observed events all scatter in the lower left corner of the plot. (Right) Scatter plot of the background in data when only one of the two leptons is required to be isolated.

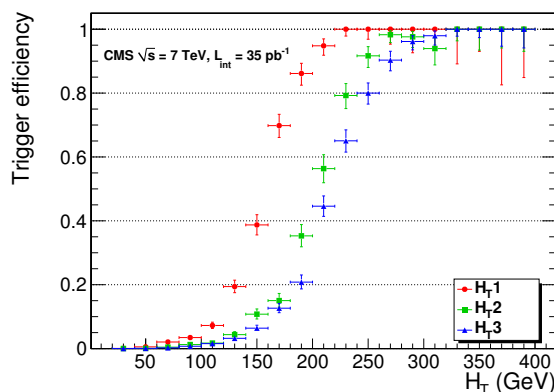
In contrast, most of the signal from typical supersymmetry models tends to pass both of these requirements, as is visible in the LM0 expected signal distribution overlaid in figure 2 (left). Backgrounds to this analysis are dominated by events with jets mimicking leptons, as discussed in section 5. Requiring only one of the two leptons to be isolated thus allows us to increase the background statistics in order to display the expected distribution of SM background events in the  $(E_T^{\text{miss}}, H_T)$  plane, as shown in figure 2 (right). Backgrounds clearly cluster at low  $E_T^{\text{miss}}$  and low  $H_T$ , with slightly more than half of the events failing both the  $E_T^{\text{miss}}$  and  $H_T$  selections. Moreover, comparing the left and right plots in figure 2 indicates that the lepton isolation requirement on both leptons versus only one lepton reduces the backgrounds by roughly a factor of ten.

## 4.2 Searches using hadronic triggers

Hadronic triggers allow us to explore the phase space with low- $p_T$  electrons and muons, as well as final states with hadronic  $\tau$  decays. We allow muons (electrons) with  $p_T$  as low as 5 (10) GeV, and restrict ourselves to  $\tau_h$  with visible transverse momentum  $> 15$  GeV, where  $\tau_h$  refers to hadronic  $\tau$  candidates only. All leptons must be isolated with  $RelIso < 0.15$ .

For the  $ee, e\mu,$  and  $\mu\mu$  final states, we require at least two jets,  $H_T > 300$  GeV, and  $E_T^{\text{miss}} > 30$  GeV. As backgrounds from QCD multijet production are significant for  $\tau_h$ , we increase the  $E_T^{\text{miss}}$  and  $H_T$  requirements to  $E_T^{\text{miss}} > 50$  GeV and  $H_T > 350$  GeV in the  $e\tau_h, \mu\tau_h,$  and  $\tau_h\tau_h$  final states.

Figure 3 shows the efficiency turn-on curves for the  $H_T$  triggers used during three different data taking periods. The trigger thresholds were changing in order to cope with the increasing instantaneous luminosities over the 2010 running period. Roughly half of



**Figure 3.**  $H_T$  Trigger efficiency as a function of the reconstructed  $H_T$  for three data-collecting periods:  $7 \text{ pb}^{-1}$  with  $H_T1$ ,  $10 \text{ pb}^{-1}$  with  $H_T2$ , and  $18 \text{ pb}^{-1}$  with  $H_T3$ .

the integrated luminosity in 2010 was taken with the highest threshold trigger. This measurement indicates that at  $H_T = 300 \text{ GeV}$  the efficiency reaches  $(94 \pm 5)\%$ . These trigger turn-on curves are measured in data with events selected by muon triggers.

## 5 Background estimation

Standard model sources of same-sign dilepton events with both leptons coming from a W or Z decay are very small in our data sample. Simulation-based predictions of the combined yields for  $q\bar{q} \rightarrow WZ$  and  $ZZ$ , double “W-strahlung”  $qq \rightarrow q'q'W^\pm W^\pm$ , double parton scattering  $2 \times (q\bar{q} \rightarrow W^\pm)$ ,  $t\bar{t}W$ , and  $WWW$  comprise no more than a few percent of the total background in any of the final states considered. As these processes have never been measured in proton-proton collisions, and their background contributions are very small, we evaluate them using simulation, assigning a 50% systematic uncertainty. The background contribution from  $pp \rightarrow W\gamma$ , where the W decays leptonically and the photon converts in the detector material giving rise to an isolated electron, is also estimated from simulation and found to be negligible. All other backgrounds are evaluated from data, as discussed below.

Backgrounds in all of our searches are dominated by one or two jets mimicking the lepton signature. Such lepton candidates can be genuine leptons from heavy-flavour decays, electrons from unidentified photon conversions, muons from meson decays in flight, hadrons reconstructed as leptons, or jet fluctuations leading to hadronic  $\tau$  signatures. We will refer to all of these as “fake leptons”. Leptons from W, Z, gauginos, etc., i.e., the signal we are searching for, will be referred to as “prompt leptons”.

The dominant background contribution is from events with one lepton, jets, and  $E_T^{\text{miss}}$ — mostly  $t\bar{t}$  with one lepton from the W decay, and a second lepton from the decay of a heavy-flavour particle. These events contain one prompt and one fake lepton, and are estimated via two different techniques described in sections 5.1 and 5.2. While both techniques implement an extrapolation in lepton isolation, they differ in the assumptions made. Both techniques lead to consistent predictions as described in section 5.4, provid-



ing additional confidence in the results. Backgrounds with two fake leptons are generally smaller, except in the final state with two hadronic  $\tau$  leptons, where the dominant background source is QCD multijet production. Contributions due to fake  $\tau_h$  are estimated using an extrapolation from “loose” to “tight”  $\tau_h$  identification, as described in section 5.3.

For the  $ee$  and  $e\mu$  final states, electron charge misreconstruction due to hard bremsstrahlung poses another potentially important background, as there are significant opposite-sign  $ee$  and  $e\mu$  contributions, especially from  $t\bar{t}$ , where both  $W$ 's from the top quarks decay leptonically. This is discussed in section 5.5.

### 5.1 Searches using lepton triggers

Contributions from fake leptons are estimated using the so-called “tight-loose” (TL) method [27, 28]. In this method the probability  $\epsilon_{TL}$  for a lepton passing loose selections to also pass the tight analysis selections is measured in QCD multijet events as a function of lepton  $p_T$  and  $\eta$ . The key assumption of the method is that  $\epsilon_{TL}$  is approximately universal, i.e., it is the same for all jets in all event samples. Tests of the validity of this assumption are described below.

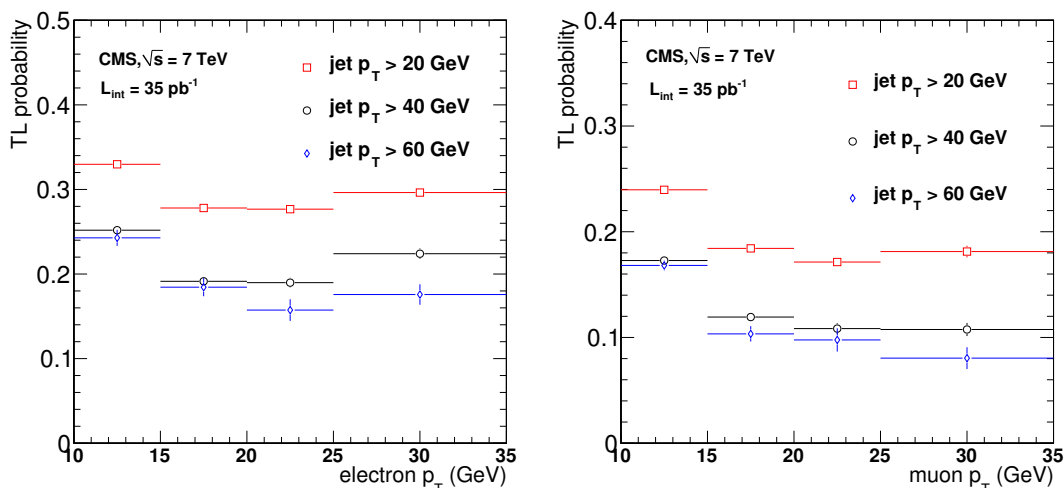
The main difference between the tight and loose lepton selections is that the requirement on the *RelIso* variable defined in section 3 is relaxed from  $RelIso < 0.1$  to  $RelIso < 0.4$ . Other requirements that are relaxed are those on the distance of closest approach between the lepton track and the beamline (impact parameter) and, in the case of muons, the selection on the  $\chi^2$  of the muon track fit.

The quantity  $\epsilon_{TL}$  is measured in a sample of lepton-trigger events with at least one jet satisfying  $p_T > 40$  GeV and well separated ( $\Delta R > 1$ ) from the lepton candidate. We refer to this jet as the “away-jet”. We reduce the impact of electroweak background ( $W$ ,  $Z$ ,  $t\bar{t}$ ) by excluding events with  $Z \rightarrow \ell\ell$  candidates, events with  $E_T^{\text{miss}} > 20$  GeV, and events where the transverse mass  $M_T$  of the lepton and the  $E_T^{\text{miss}}$  is greater than 25 GeV. Studies based on simulation indicate that this procedure results in an unbiased estimate of  $\epsilon_{TL}$  up to lepton  $p_T \approx 40$  GeV. At higher transverse lepton momenta the remaining electroweak contributions in the sample have a significant effect. Thus,  $\epsilon_{TL}$  is measured only up to  $p_T = 35$  GeV. It is taken to be constant at higher transverse momenta, as suggested by simulation studies.

The level of universality of  $\epsilon_{TL}$  is tested with different jet samples. Two types of tests are relevant and both involve the parent jet from which the lepton originates. The first test explores the sensitivity to the jet’s  $p_T$ , and the second test explores the sensitivity to the jet’s heavy-flavour content.

Sensitivity to jet  $p_T$  stems from the fact that the probability for a lepton of a given  $p_T$  to pass the *RelIso* selection depends on the  $p_T$  of the parton from which the lepton originates. To be explicit, a 10 GeV lepton originating from a 60 GeV  $b$  quark is less likely to pass our *RelIso* requirement than the same lepton originating from a 20 GeV  $b$  quark. The heavy flavour sensitivity can be traced to semileptonic decays, which are a source of leptons in bottom and charm jets, but not in light-quark and gluon jets.

To test the jet  $p_T$  dependence, we select loose leptons in events with the away-jet above a varying jet  $p_T$  threshold. Since these events are mostly QCD dijets, the  $p_T$  of the away-jet



**Figure 4.** Electron (left) and muon (right) TL probability  $\epsilon_{TL}$  computed from QCD multijet events with different requirements on the minimum  $p_T$  of the away-jet. The probabilities shown are projections of the two-dimensional function  $\epsilon_{TL}(\eta, p_T)$  onto the  $p_T$  axis.

is a good measure of the  $p_T$  of the jet from which the lepton originates. We weight each event by  $\epsilon_{TL}$  measured as described above, i.e., requiring the away-jet to have  $p_T > 40 \text{ GeV}$ . We then sum the weights and compare the sum to the number of observed leptons passing tight requirements. Varying the away-jet minimum  $p_T$  requirement from 20 to 60 GeV, we find the observed yield to differ from the predicted yield by +54% (+49%) and  $-4\%$  ( $-3\%$ ) for muons (electrons) in this test. The percentages here, as well as throughout this section refer to  $(\text{observed} - \text{predicted})/\text{predicted}$ . This non-negligible jet  $p_T$  dependence can also be seen in figure 4, where we show  $\epsilon_{TL}$  calculated using different away-jet thresholds. To test the heavy-flavour dependence, we repeat the exercise requiring that the away-jet be above  $p_T > 40 \text{ GeV}$  and be b-tagged, i.e., a jet in which we find a secondary vertex well separated from the interaction point consistent with a b-hadron decay. By applying the b tag on the away-jet, the sample of jets from which the lepton originates is enriched in heavy flavours. Introducing this b tag we find the observed yield to differ from that predicted by  $-3\%$  ( $-15\%$ ) for muons (electrons). We have thus shown that applying an  $\epsilon_{TL}$  obtained without a b-tagging requirement to a sample with such a requirement leads to a modest difference between observed and predicted. This validates our assumption that the TL method is flavour universal.

To predict the background from prompt lepton + jets events in a signal region, the TL probability is applied to a sample of dilepton events satisfying all the signal selection requirements, but where one of the leptons fails the tight selections and passes the loose ones. Each event is weighted by the factor  $\epsilon_{TL}/(1 - \epsilon_{TL})$ , where  $\epsilon_{TL}$  is the tight-to-loose probability for the loose lepton in the event. The background contribution from this source is then estimated by summing the weights of all such events ( $\mathcal{S}_1$ ).

The sum  $\mathcal{S}_1$  also includes the contribution from backgrounds with two fake leptons. However, these are double counted because in the case of two fake leptons passing loose

requirements there are two combinations with one lepton passing the tight selections. The background contribution with two fake leptons is estimated separately by selecting events where both leptons pass the loose requirements but fail the tight requirements. Each event in this sample is weighted by the product of the two factors of  $\epsilon_{TL}/(1-\epsilon_{TL})$  corresponding to the two leptons in the event, and the sum  $\mathcal{S}_2$  of weights is used to estimate the background with two fake leptons.

The total background from events with one or two fake leptons is then obtained as  $\mathcal{S}_1 - \mathcal{S}_2$ . In kinematic regions of interest for this search,  $\mathcal{S}_2$  is typically more than one order of magnitude smaller than  $\mathcal{S}_1$ , indicating that the main background contribution is from one prompt lepton and one fake lepton.

The method has been tested on simulated  $t\bar{t}$  and  $W + \text{jets}$  events. In these tests, we use  $\epsilon_{TL}$  measured from QCD simulation events to predict the number of same-sign dilepton events in these samples. In the  $t\bar{t}$  simulation sample, we find that the observed yield differs from the prediction for the baseline selection by -41% (fake muons) and -47% (fake electrons). Observed and predicted yields in this test are consistent with each other at the 5% confidence level (CL) because the simulation statistics are modest. The same level of agreement is also found for the two search regions. In the  $W + \text{jets}$  case, the ratio of predicted events to observed is  $0.8 \pm 0.4$  for fake electrons; the statistics for fake muons are not sufficient to draw any definitive conclusions. Based on these studies, as well as the dependence on away-jet  $p_T$  and heavy-flavour composition discussed above, we assign a  $\pm 50\%$  systematic uncertainty on the ratio (observed – predicted)/predicted and, hence, on the estimation of backgrounds due to fake leptons. In addition to this systematic uncertainty, the method has significant statistical uncertainties based on the number of events in the samples to which the TL probability is applied. We find 6 (4) events in these samples for the  $E_T^{\text{miss}} > 80 \text{ GeV}$  ( $H_T > 200 \text{ GeV}$ ) search regions. The resulting background estimates in the two regions are  $1.1 \pm 0.6$  and  $0.9 \pm 0.6$  events, respectively, including only statistical uncertainties.

As an additional cross-check, we determine the background estimate and observed yields in the baseline region. We estimate  $3.2 \pm 0.9 \pm 1.6$  events from background due to fake leptons alone, and  $3.4 \pm 0.9 \pm 1.6$  after all backgrounds are taken into account. The uncertainties here are statistical and systematic, respectively. The composition of the total background is estimated to be 86% (7%) events with one (two) fake leptons, 3% due to charge misidentification, and 4% irreducible background for which both leptons are isolated leptons from leptonic  $W$  or  $Z$  decay. As mentioned in section 4.1, there are 3 events observed in the baseline region, in good agreement with the background estimate. Applying  $E_T^{\text{miss}} > 80 \text{ GeV}$  or  $H_T > 200 \text{ GeV}$  increases the fraction of events with one fake lepton, but statistical uncertainties on the individual components of the background estimate are too large to meaningfully quantify the change in the relative contributions of the components.

## 5.2 Search using hadronic triggers, electrons, and muons

As described in section 4.2, hadronic triggers allow us to explore the phase space with low- $p_T$  leptons. However, lowering the lepton  $p_T$  is expected to increase the relative contribution of events with two fake leptons. As shown below, this background now constitutes roughly 30% of the total background, as compared to only a few percent for the higher- $p_T$  thresholds

in the search regions for the leptonic trigger analysis. This motivates the development of a method exclusively dedicated to predicting and understanding the QCD background with two fake leptons.

At the same time, increasing the  $H_T$  requirement to 300 GeV, as driven by the hadronic trigger thresholds, reduces the expected W+jets background to only a few percent of the total background. The background with one fake lepton is now reduced to  $t\bar{t}$  and single-t processes, where the fake lepton is due mostly to semileptonic b decays. Therefore, we tailor the method for estimating the background with one fake lepton to these expectations. The method is similar to the TL technique, but has a number of important differences that are discussed further below.

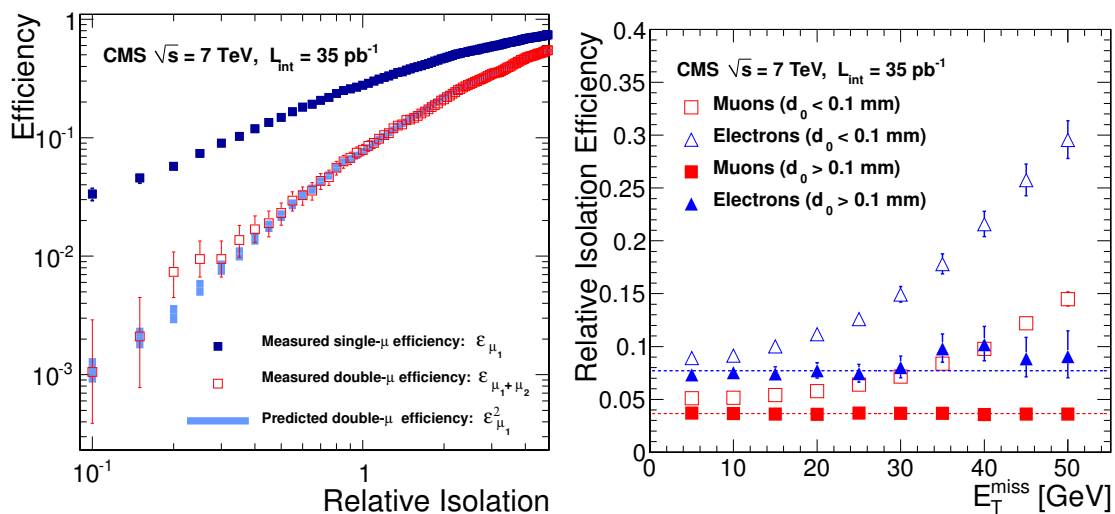
For this analysis, the estimation of the background with fake leptons starts with an evaluation of background events with two fake leptons and then proceeds with an estimation of the contribution of events with only one such lepton.

First, we define a *preselection* control sample of events from the  $H_T$ -triggered data stream with at least two same-sign dileptons and with all event selection requirements applied, except for those related to  $E_T^{\text{miss}}$  and isolation. We find 223  $\mu\mu$ , 6  $ee$ , and 78  $e\mu$  events of this type. The large asymmetry between muons and electrons is mostly due to differences in the corresponding  $p_T$  thresholds of 5 and 10 GeV, respectively. In addition, identification of electrons within jets is less efficient than that for muons.

The preselection control sample is dominated by QCD multijet production. Studies based on simulation suggest that we should attribute about 10% of the preselection yields to  $t\bar{t}$  contamination, while attributing a much smaller fraction to W+jets.

The contribution from events with two fake leptons to the signal region is estimated by assuming that the three requirements,  $RelIso < 0.15$  for each lepton and  $E_T^{\text{miss}} > 30$  GeV, are mutually independent and, hence, the total background-suppression efficiency can be written in the factorized form  $\epsilon_{\text{tot}} = \epsilon_{\ell_1 \text{ iso}} \cdot \epsilon_{\ell_2 \text{ iso}} \cdot \epsilon_{\text{MET}}$ . This assumption has been verified both in simulation and directly in data. With simulation it is straightforward to prove the principle in the nominal preselection region because we can safely measure the efficiencies in a dedicated QCD sample where we know all leptons can be considered background (i.e., no contamination from prompt leptons exists). In data the contribution from prompt leptons is non-negligible and therefore some extra selection requirements are necessary to isolate a QCD enriched control sample.

We validate the factorized expression for  $\epsilon_{\text{tot}}$  in two steps in data. First, we demonstrate that the selection requirement on  $RelIso$  is independent for each lepton. We begin by relaxing the  $H_T$  selection to 200 GeV and add events collected with leptonic triggers to gain more statistics. We then require  $E_T^{\text{miss}} < 20$  GeV to suppress events with leptonic W decays. Figure 5 (left) shows that the single-muon efficiency can be squared to obtain the double-muon efficiency, thus validating the assumption that the  $RelIso$  observable is uncorrelated between the two fake leptons and the efficiencies can be factorized. In the second step, we demonstrate that the  $E_T^{\text{miss}}$  and  $RelIso$  selection requirements are mutually independent. To accomplish this in data, we maintain  $H_T$  above 300 GeV, but we include single-lepton events to increase statistics. To suppress the contributions from events with leptonic W decays, we modify the selection requirement on the lepton impact param-



**Figure 5.** (Left) The lepton isolation efficiency for one (solid squares) and two (open squares) leptons as a function of the relative isolation parameter cut. Also shown is the predicted double-lepton efficiency if the two lepton efficiencies are assumed to be independent of each other. Only the dimuon sample is shown here. (Right) The lepton isolation efficiency as a function of the  $E_T^{\text{miss}}$  cut for electrons and muons with different requirements on the lepton impact parameter. Details are given in the text.

ter from the nominal  $d_0 < 0.2$  mm to  $d_0 > 0.1$  mm. Figure 5 (right) shows that the *RelIso* selection efficiency for muons and electrons remains constant as a function of the  $E_T^{\text{miss}}$  selection requirement. The dashed lines represent the zeroth-order polynomial fits to the efficiency measurements made in the  $d_0$  control region for muons and electrons, respectively. For completeness, we also show the obvious bias arising when the impact parameter requirement is inverted to  $d_0 < 0.1$  mm to enrich the sample with leptonic W decays. It is important to note that no attempt is made to apply the *RelIso* selection efficiency measured in the control region defined by  $d_0 > 0.1$  mm to the above formula for  $\epsilon_{\text{tot}}$ . This control region is only used to demonstrate the stability of the *RelIso* selection efficiency with respect to the  $E_T^{\text{miss}}$  requirement. The actual values of  $\epsilon_{\ell_1 \text{ iso}}$  and  $\epsilon_{\ell_2 \text{ iso}}$  are measured in the nominal preselection region ( $d_0 < 0.2$  mm), where we assume this stability, and hence factorization, remains valid for events with two fake leptons.

Having validated the selection factorization hypothesis, we proceed to measure the isolation and  $E_T^{\text{miss}}$  selection efficiencies, one at a time, in the preselection control sample, where we obtain  $\epsilon_{\mu \text{ iso}} = 0.036 \pm 0.015$ ,  $\epsilon_{e \text{ iso}} = 0.11 \pm 0.08$ ,  $\epsilon_{\text{MET}} = 0.27 \pm 0.03$ . Uncertainties quoted are statistical only. As before, we suppress leptonic W decays to reduce possible biases. We accomplish this by requiring either  $E_T^{\text{miss}} < 20$  GeV or *RelIso*  $> 0.2$  when measuring  $\epsilon_{\mu \text{ iso}}$ ,  $\epsilon_{e \text{ iso}}$ , or  $\epsilon_{\text{MET}}$ . The appropriate product of these efficiencies is then applied to the event counts observed in the preselection control sample, leading to the background estimate of  $0.18 \pm 0.12 \pm 0.12$  events. Uncertainties here are statistical and systematic, respectively.

The systematic uncertainties quoted above have two dominant sources. One is due

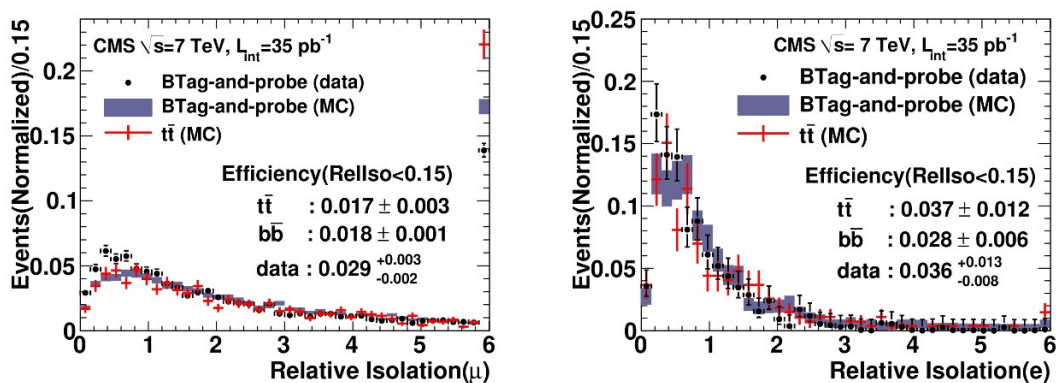
to limited statistics in simulation and data when validating that the three requirements are indeed independent. We take the statistical precision (25%) of this cross-check as our systematic uncertainty on the method. The other dominant source of systematic uncertainty can be attributed to the inability of the inverted selection requirements on  $E_T^{\text{miss}}$  and  $RelIso$  to fully suppress contributions from leptonic W decays (e.g.,  $t\bar{t}$ , W+jets) while measuring  $\epsilon_{\mu \text{ iso}}$ ,  $\epsilon_{e \text{ iso}}$ , and  $\epsilon_{\text{MET}}$ . Studies based on simulation suggest that the bias (overestimate) can be as large as 60%, mostly via a bias in measuring  $\epsilon_{e \text{ iso}}$ . Conservatively, we do not correct for the possible bias, but take it as a systematic uncertainty. We thus arrive at a 65% systematic uncertainty on the estimate of backgrounds due to events with two fake leptons by adding these two effects in quadrature. In addition, we verified in simulation that the techniques used to suppress leptonic W decays (i.e., inversion of the  $E_T^{\text{miss}}$  and  $RelIso$  requirements) do not alter or bias the selection efficiencies for fake leptons.

It is worth mentioning that this method of evaluating background with two fake leptons does not require any reweighting of measured efficiencies. The average efficiencies are obtained from a QCD-dominated subset of the preselection sample, and then applied directly to the preselection sample as a whole to derive the prediction for the number of events with two fake leptons in the signal region.

Next, we proceed with estimating the contribution of backgrounds with a single misidentified lepton. We start from a tight-loose control sample, to be further referred to as a *sideband*, and use the isolation selection efficiency for b jets, referred to as  $\epsilon^{(b)}$ , to predict event counts in the signal region. The sideband control sample contains events passing all signal selection criteria, except one of the two leptons is now required to have  $RelIso > 0.15$ . To begin, we count the number of events in this sample: 11 ( $\mu\mu$ ), 2 (ee), 6 ( $e\mu$ ), and 5 ( $\mu e$ ), the last lepton indicating which one in the pair is non-isolated. Then, we estimate the contribution of the background with two fake leptons to the sideband sample using the efficiencies quoted above from the factorization procedure. For example, for the dimuon channel, the contribution to the sideband from events with two fake leptons is  $N_{\mu\mu \text{ preselected}} \cdot 2\epsilon_{\mu \text{ iso}}(1 - \epsilon_{\mu \text{ iso}}) \cdot \epsilon_{\text{MET}}$ . The resulting yield estimates for events with two fake leptons are 4.2 ( $\mu\mu$ ), 0.32 (ee), 2.3 ( $e\mu$ ), and 0.68 ( $\mu e$ ). After subtracting this contribution, the remaining yields in the sideband are consistent with simulation predictions assuming that only  $t\bar{t}$  (76%), single-t (7%), and W+jets (15%) contribute. This remaining sideband yield after subtraction is then scaled by an appropriate factor determined using the *BTag-and-probe* method [28], as described below.

The BTag-and-probe method relies on the basic premise that events with one fake lepton can be attributed to  $t\bar{t}$  production, with one prompt lepton from leptonic W decay and the second fake lepton from semi-leptonic b decay. The efficiencies  $\epsilon_{\mu \text{ iso}}^{(b)}$  and  $\epsilon_{e \text{ iso}}^{(b)}$  are thus defined as the probabilities of a muon or electron from semi-leptonic b decay to pass the  $RelIso < 0.15$  selection. These efficiencies can be measured in data using appropriately selected events from  $b\bar{b}$  production. To determine  $\epsilon_{\mu \text{ iso}}^{(b)}$  and  $\epsilon_{e \text{ iso}}^{(b)}$ , we select a  $b\bar{b}$  enriched control sample by requiring one b-tagged away-jet and one lepton candidate. In addition, we require  $H_T > 100 \text{ GeV}$  to arrive at a b-quark  $p_T$  spectrum similar to that expected for the  $t\bar{t}$  background in the search. To reduce the bias from leptonic W or Z decays, we furthermore require  $E_T^{\text{miss}} < 15 \text{ GeV}$  and  $M_T < 15 \text{ GeV}$ , and veto events with two leptons





**Figure 6.** Isolation variable distributions obtained with the BTag-and-probe method for muons (left) and electrons (right). Efficiencies for the  $RelIso < 0.15$  (first bin in the distributions shown) are explicitly quoted.

forming a mass within 7 GeV of the mass of the Z boson. Approximately 80% of the leptons in this sample are from semileptonic heavy-flavour decay.

We find that the resulting  $b\bar{b}$  control sample differs sufficiently from the expected  $t\bar{t}$  background in both lepton kinematics and jet multiplicity ( $N_{jets}$ ) to warrant corrections. We therefore measure the  $RelIso$  distribution in the  $b\bar{b}$  control sample in data in bins of lepton  $p_T$  and  $N_{jets}$ , and reweight these distributions using event probabilities  $\omega(p_T, N_{jets})$  derived from a  $t\bar{t}$  simulation sample. The resulting reweighted  $RelIso$  distributions for these three samples are overlaid in figure 6 for muons (left) and electrons (right). The plots show distributions for  $t\bar{t}$  simulation (red crosses) after all selections except  $RelIso$  on one of the two leptons, reweighted  $b\bar{b}$  simulation (grey shade), and reweighted  $b\bar{b}$ -enriched data (black dots). The agreement between the two simulation-based distributions validates the method. Agreement between data and simulation is observed but is not required for this method to be valid. The contents of the first bin of the two data plots are the above mentioned isolation selection efficiencies  $\epsilon_{\mu iso}^{(b)}$  and  $\epsilon_{e iso}^{(b)}$ . We find  $\epsilon_{\mu iso}^{(b)} = 0.029^{+0.003}_{-0.002}$  and  $\epsilon_{e iso}^{(b)} = 0.036^{+0.013}_{-0.008}$ , with uncertainties due to statistics only.

We probed four different potential sources of systematic uncertainties in the BTag-and-probe method, and added their contributions in quadrature to arrive at a total systematic uncertainty on the  $\epsilon_{iso}^{(b)}$  efficiency of 54 (29)% for electrons (muons). The largest contribution to this uncertainty is due to the statistical precision with which the method in simulation is verified. Other potential sources of systematic errors were found to give subdominant contributions. We evaluated the sensitivity of the measured  $\epsilon_{iso}^{(b)}$  to the choice of the  $H_T$  requirement in the range from 100 to 150 GeV, when selecting the  $b\bar{b}$  control sample in data. We allowed the W+jets contribution to the event count in the single fake control region to be twice as large as predicted from MC, with an  $\epsilon_{iso}^{(b)}$  half/double of the one measured in the  $b\bar{b}$  control sample. Finally, we used the MC to estimate the change in  $\epsilon_{iso}^{(b)}$  for different b-purities of the  $b\bar{b}$  control sample. We then multiply the sideband yield in each of the four channels  $\mu\mu, ee, e\mu, \text{ and } \mu e$  by the appropriate factor  $\epsilon_{iso}^{(b)}/(1 - \epsilon_{iso}^{(b)})$  to

arrive at  $0.52 \pm 0.24 \pm 0.26$  as the estimate of the contribution of events with one fake lepton to the total background. The uncertainties quoted are statistical and systematic, respectively, taking correlations into account.

While the BTag-and-probe technique described above is based on different assumptions than the TL method of section 5.1, we note that in their implementation the two techniques are quite similar. Both techniques use events in a *RelIso* sideband combined with a scale factor determined from an independent control sample to estimate the background in the signal region. The most notable differences are the requirement of the away-jet b-tag, which targets leptons from b decay in the BTag-and-probe method, the choice of variables used to parametrize  $\epsilon_{T/L}$  in one case and  $\epsilon_{\mu iso}^{(b)}$  or  $\epsilon_{e iso}^{(b)}$  in the other, and the size of the *RelIso* sideband used in the extrapolation.

Combining the background estimates for events with one and two fake leptons and propagating all statistical and systematic uncertainties between channels, including their correlations, we arrive at a final estimate of background due to fake leptons of  $0.70 \pm 0.23 \pm 0.21$  events, with the first (second) uncertainty being statistical (systematic).

### 5.3 Search using hadronic triggers and $\tau_h$

Simulation studies show clearly that the largest source of background for the  $\tau_h$  channels is due to  $\tau_h$  fake leptons. We estimate this background using the same "Tight-Loose" (TL) method as was used for fake leptons in section 5.1, except that for the "Loose" selection we loosen the  $\tau_h$  identification instead of the isolation. To be specific, part of the discrimination between hadronic  $\tau$  decays and generic QCD jets is based on five neural networks trained to identify different hadronic  $\tau$  decay modes. The neural network requirements are used for the tight, but not the loose selection.

As in section 5.1, in order to predict the number of events from fake  $\tau_h$ , we measure the tight-to-loose ratio  $\epsilon_{TL}$  in bins of  $\eta$  and  $p_T$ . On average,  $\epsilon_{TL} = 9.5 \pm 0.5\%$ , where the uncertainty is statistical only. This is measured using a single- $\tau_h$  control sample with  $H_T > 300$  GeV and  $E_T^{\text{miss}} < 20$  GeV. The  $H_T$  requirement results in hadronic activity similar to our signal region, while the  $E_T^{\text{miss}}$  requirement reduces contributions from W, Z plus jets, and  $t\bar{t}$ , resulting in a control region that is dominated by QCD multijet production.

The expected number of background events is estimated by selecting  $e\tau$ ,  $\mu\tau$ , and  $\tau\tau$  events where the  $\tau$  candidates pass the loose selection but fail the tight selection. We find 1, 2, and 2 such events, respectively, in these three channels. For the  $e\tau$  and  $\mu\tau$  channels, these events are weighted by the corresponding factors of  $\epsilon_{TL}/(1 - \epsilon_{TL})$ , while for the  $\tau\tau$  channel each event is weighted by the product of two such factors, one corresponding to each of the two  $\tau$  leptons in the event.

We perform two types of validation of this background estimate. First, we compare observation and prediction in the signal region for simulation. Second, we compare observation and prediction in data after relaxing the  $H_T$  selection from 350 GeV to 150 GeV, and removing the  $E_T^{\text{miss}}$  requirement. In simulation the contribution of LM0 represents less than 4% of events with two same-sign isolated leptons and  $H_T > 150$  GeV. Table 1 presents both of these validations of the background estimation technique. We find good agreement between the observation and prediction in all channels in data and in the simulation.



Channel	Simulation Only SM		Data Relaxed selection	
	Observed	Predicted	Observed	Predicted
$\tau\tau$	$0.08\pm 0.03$	$0.15\pm 0.15$	14	$14.0\pm 4.3\pm 2.6$
$e\tau$	$0.35\pm 0.12$	$0.30\pm 0.11$	1	$0.8\pm 0.4\pm 0.1$
$\mu\tau$	$0.47\pm 0.15$	$0.49\pm 0.20$	2	$2.9\pm 0.6 \pm 0.4$

**Table 1.** Validation of the TL method. The number of observed events is compared to the number of predicted events in simulation (first two columns) and in a background-dominated control region with relaxed selection criteria (last two columns). The simulation is normalized to  $35 \text{ pb}^{-1}$ . The first and second uncertainties in the number of predicted events in data are statistical and systematic, respectively.

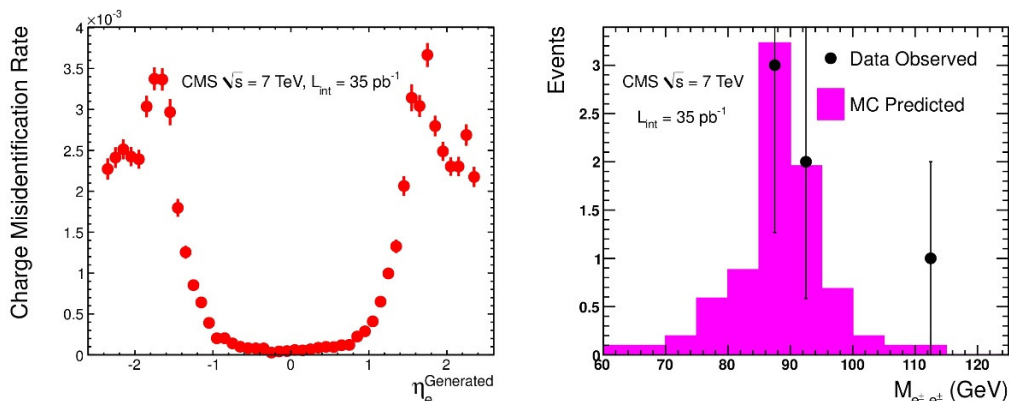
The largest source of systematic uncertainties in the prediction of background events is due to lack of statistics of simulated events to validate the method (30%). In addition, we find uncertainties of 18%, 8% and 7% in  $\tau_h\tau_h$ ,  $e\tau_h$ , and  $\mu\tau_h$ , respectively, due to the correlation of  $\epsilon_{TL}$  with  $H_T$ . We measure  $\epsilon_{TL}$  for  $H_T > 150 \text{ GeV}$ . We determine the systematic uncertainty as the difference in the number of predicted background events from the reference measurement at  $H_T > 300 \text{ GeV}$  with the measurement for  $H_T > 150 \text{ GeV}$ . From simulation studies it is found that an additional 10% systematic uncertainty must be added in quadrature in the  $e\tau_h$  and  $\mu\tau_h$  channels to account for neglecting background contributions from fake electrons and muons. Taking all of this into account, we arrive at an estimate of  $0.28 \pm 0.14 \pm 0.09$  events with fake leptons, where the uncertainties are statistical and systematic, respectively.

#### 5.4 Comparison of leptonic and $H_T$ -triggered analyses with electrons and muons in the final state

As discussed above, we utilize two different trigger strategies to define selections that cover the maximum phase space possible in our search for new physics. In addition, the fact that these two selections have an overlap allows us to perform direct comparisons and cross-checks that we present in this section.

We start by defining an overlap preselection requiring one electron or muon of  $p_T > 20 \text{ GeV}$  and a second with  $p_T > 10 \text{ GeV}$ ,  $H_T > 300 \text{ GeV}$ , and no  $E_T^{\text{miss}}$  or isolation requirements. We note that this corresponds to the preselection sample from section 5.2 with the  $p_T$  of the leptons tightened to be consistent with section 5.1. Comparing yields from this selection for the two trigger strategies on an event-by-event basis, we find that all of the  $H_T$ -triggered events are also present in the lepton-triggered sample. From this comparison, we calculate efficiencies for the  $H_T$  and leptonic triggers to be  $(92 \pm 4) \%$  and  $(100_{-2}^{+0}) \%$ , respectively. While statistics are limited, this confirms the trigger efficiencies measured in independent data samples, as presented in section 4.

Sections 5.1 and 5.2 introduced two alternative methods for estimating the background due to fake leptons. Here we compare the two independent predictions in the region of overlap for the two searches. To compare the two methods in a common signal region, we



**Figure 7.** (Left) The probability to mismeasure the electron charge as a function of  $\eta$  in the  $p_T$  range 10–100 GeV, as obtained from simulation. (Right) Same-sign  $ee$  invariant mass distribution in data compared with the  $Z \rightarrow ee$  expectation from simulation.

require  $E_T^{\text{miss}} > 30$  GeV and the lepton isolation described in section 5.1, in addition to the preselection defined above. The TL method predicts  $0.68 \pm 0.39$  based on a yield of 3 events that pass the loose selection. The second method introduced in section 5.2 results in an estimate of  $0.27 \pm 0.12$  events based on 11 events in the *RelIso* sideband. Both of these uncertainties are statistical only. We thus conclude that the two trigger strategies lead to consistent results within the kinematic region where they overlap, and the two methods of estimating backgrounds due to fake leptons give consistent results in that region.

### 5.5 Electron charge mismeasurement

A second potentially important source of background consists of opposite-sign dilepton events ( $e^\pm e^\mp$  or  $e^\pm \mu^\mp$ ) where the sign of the charge of one of the electrons is mismeasured because of hard bremsstrahlung in the tracker volume.

We measure the electron charge in three different ways. Two of the measurements are based on the reconstructed track from two separate tracking algorithms: the standard CMS track reconstruction algorithm [29, 30] and the Gaussian Sum Filter algorithm [31], optimized for the measurement of electron tracks that radiate in the tracker material. The third measurement is based on the relative position of the calorimeter cluster and the projection to the calorimeter of a line segment built out of hits in the pixel detector. To reduce the effect of charge mismeasurements, we require agreement among the three measurements.

After this requirement, the probability of mismeasuring the charge of an electron in simulation is at the level of a few per mille, even in the  $|\eta| > 1$  region where the amount of material is largest, as can be seen in figure 7 (left).

To demonstrate our understanding of this probability, we show in figure 7 (right) the invariant-mass spectrum for same-sign  $ee$  events and our simulation-based prediction from  $Z \rightarrow ee$  with one mismeasured charge. The  $Z$  sample shown uses the tight electron selection described in section 4.1, except with no jet or  $H_T$  requirement. Instead, we require  $E_T^{\text{miss}} <$

20 GeV and transverse mass  $< 25$  GeV to reduce backgrounds from  $W+$  jets. The highest- $p_T$  lepton has been used in the calculation of the transverse mass.

Measurement of the electron momentum is dominated by the energy measurements in the calorimeter, while the measurement of its charge is dominated by measurements in the tracker. An electron with mismeasured charge will thus still have a correctly measured momentum, leading to the clear  $Z$  peak in the  $e^\pm e^\pm$  invariant-mass displayed in figure 7 (right). Normalized to  $35 \text{ pb}^{-1}$ , the simulation predicts  $7.4 \pm 0.9$  events in the  $Z$  mass region, with the quoted uncertainty due to statistics. In data, we observe 5 events in the same region. We predict the same-sign  $Z$  yield in simulation ( $6.37 \pm 0.03$ ) and data ( $4.9 \pm 0.1$ ) based on reweighting the opposite-sign  $Z \rightarrow e^\pm e^\mp$  yield by a simulation-based parametrization of the probability for electron charge mismeasurement as a function of  $p_T$  and  $\eta$ .

For the leptonic trigger searches we estimate the number of background events due to charge misidentification by scaling the opposite-sign yields by the above probability function. We estimate the background due to electron charge misidentification as  $0.012 \pm 0.002$  and  $0.04 \pm 0.01$  for the  $E_T^{\text{miss}} > 80$  GeV and  $H_T > 200$  GeV regions, respectively.

For the  $H_T$ -triggered searches these backgrounds are further reduced since the opposite-sign yield is smaller given the tighter  $H_T$  requirement. The resulting background prediction is  $0.008 \pm 0.005$  ( $ee$ ) and  $0.004 \pm 0.002$  ( $e\mu$ ) events. For the search with  $\tau_h$  in the final state, this background is negligible and ignored, as even in the opposite-sign  $e\tau_h$  channel, background  $\tau_h$  contributions dominate over those with a prompt  $\tau_h$ .

We assign a 50% systematic uncertainty on the estimated backgrounds due to electron charge mismeasurement. This is motivated by the statistics available in the doubly charged  $Z \rightarrow e^\pm e^\pm$  signal region.

## 6 Signal acceptance and efficiency systematic uncertainties

Electron and muon identification efficiencies above  $p_T \approx 20$  GeV are known at the level of 3% per electron and 1.5% per muon, based on studies of large samples of  $Z \rightarrow ee$  and  $\mu\mu$  events in data and simulation. The uncertainties increase as the efficiencies themselves decrease towards lower  $p_T$ , reaching 6% (8%) per muon (electron) at 5 (10) GeV. In addition, there is a potential mismodelling of the lepton isolation efficiency between data and simulation that grows with the amount of hadronic activity per event. To assess this, we compare the isolation efficiency as a function of track multiplicity in data and simulation for  $Z \rightarrow ee$  and  $\mu\mu$ , and extrapolate to new physics signals with large hadronic activity using simulation, as discussed in more detail in section 8. Based on this, we assign an additional 5% systematic uncertainty per lepton. There is also a 1% (5%) uncertainty associated with the lepton ( $H_T$ ) trigger efficiency.

The efficiency of the hadronic  $\tau_h$  selection is studied in data via the process  $Z \rightarrow \tau\tau$ , where one  $\tau$  decays hadronically while the other decays into a muon [13]. The available statistics are an order of magnitude lower than the statistics available in  $Z \rightarrow ee$  or  $\mu\mu$ , at significantly lower purity. Accordingly,  $\tau_h$  reconstruction versus  $p_T$  can not be studied at the same level of detail in data as for the electron and muon reconstruction, and we depend

to a greater extent on an accurate simulation than we do for electrons and muons. We assign an uncertainty of 30% [15] to the  $\tau_h$  selection efficiency to account for the limited statistics available in data to validate the efficiency measured in simulation.

An additional source of systematic uncertainty is associated with the current  $\approx 5\%$  uncertainty on the hadronic energy scale [19] at CMS. This scale uncertainty limits our understanding of the efficiency of the  $H_T$  and  $E_T^{\text{miss}}$  requirements. Clearly, final states where the typical  $H_T$  and  $E_T^{\text{miss}}$  are large compared to the selection values used in the analysis are less affected than those with smaller  $H_T$  and  $E_T^{\text{miss}}$ . We compute the systematic uncertainty due to this effect for the LM0 benchmark point with the four signal selections using the method of ref. [27]. We use the LM0 model as it is typical of the possible SUSY final states to which these analyses are sensitive. We find that the uncertainty varies between 1% at  $H_T > 60$  GeV and 7% at  $H_T > 350$  GeV, the values of  $H_T$  used in the selections for the lepton-triggered baseline and  $\tau_h$  search respectively.

Uncertainties in the acceptance due to the modelling of initial- and final-state radiation and knowledge of the parton density functions (PDF) are estimated to be 2%. For the latter, we use the CTEQ6.6 [32] PDF and their uncertainties.

Based on LM0 as a signal model, we arrive at total uncertainties on signal efficiencies of 12%, 15%, and 30% for the lepton triggered,  $H_T$  triggered low  $p_T$ , and  $H_T$  triggered  $\tau_h$  analyses, respectively. This includes a 4% luminosity systematic uncertainty [33]. In addition, to interpret these limits in terms of constraints on new physics models, one needs to take into account any model-dependent theoretical uncertainties.

## 7 Summary of results

The results of our searches are summarized in table 2. The background (BG) predictions are given by the rows labelled "predicted BG". In addition to the background estimate from data, we also present an estimate of the background based on simulation in the rows labeled as "MC". While QCD multijet production samples are used for testing background estimation methods in our control regions, they are too statistically limited to provide meaningful estimates of yields in the signal regions listed in table 2, and are thus not included. All other SM simulation samples described in section 4 are included. Figure 8 summarizes the signal region yields and background composition in all four search regions presented in table 2. The lepton plus jets background where the second lepton candidate is a fake lepton from a jet clearly dominates all search regions. The low- $p_T$ -lepton analysis has a small, but non-negligible, background contribution from events with two fake leptons. Estimates for backgrounds due to events with one or two fake leptons were obtained directly from data in appropriately chosen control regions, as described in detail in sections 5.1, 5.2, and 5.3. In the  $ee$  and  $e\mu$  final states, small additional background contributions are present due to the electron charge mismeasurement, as discussed in section 5.5. The remaining irreducible background from two prompt isolated same-sign leptons ( $WZ$ ,  $ZZ$ ,  $t\bar{t}W$ , etc.) amounts to at most 10% of the total and is estimated based on theoretical cross section predictions and simulation. Uncertainties on the background prediction include statistical and systematic uncertainties added in quadrature. Contributions estimated with simulation are assigned a

Search Region	ee	$\mu\mu$	$e\mu$	total	95% CL UL Yield
Lepton Trigger					
$E_T^{\text{miss}} > 80$ GeV					
MC	0.05	0.07	0.23	0.35	
<b>predicted BG</b>	<b><math>0.23^{+0.35}_{-0.23}</math></b>	<b><math>0.23^{+0.26}_{-0.23}</math></b>	<b><math>0.74 \pm 0.55</math></b>	<b><math>1.2 \pm 0.8</math></b>	
<b>observed</b>	<b>0</b>	<b>0</b>	<b>0</b>	<b>0</b>	<b>3.1</b>
$H_T > 200$ GeV					
MC	0.04	0.10	0.17	0.32	
<b>predicted BG</b>	<b><math>0.71 \pm 0.58</math></b>	<b><math>0.01^{+0.24}_{-0.01}</math></b>	<b><math>0.25^{+0.27}_{-0.25}</math></b>	<b><math>0.97 \pm 0.74</math></b>	
<b>observed</b>	<b>0</b>	<b>0</b>	<b>1</b>	<b>1</b>	<b>4.3</b>
$H_T$ Trigger					
Low- $p_T$					
MC	0.05	0.16	0.21	0.41	
<b>predicted BG</b>	<b><math>0.10 \pm 0.07</math></b>	<b><math>0.30 \pm 0.13</math></b>	<b><math>0.40 \pm 0.18</math></b>	<b><math>0.80 \pm 0.31</math></b>	
<b>observed</b>	<b>1</b>	<b>0</b>	<b>0</b>	<b>1</b>	<b>4.4</b>
	$e\tau_h$	$\mu\tau_h$	$\tau_h\tau_h$	total	95% CL UL Yield
$\tau_h$ enriched					
MC	0.36	0.47	0.08	0.91	
<b>predicted BG</b>	<b><math>0.10 \pm 0.10</math></b>	<b><math>0.17 \pm 0.14</math></b>	<b><math>0.02 \pm 0.01</math></b>	<b><math>0.29 \pm 0.17</math></b>	
<b>observed</b>	<b>0</b>	<b>0</b>	<b>0</b>	<b>0</b>	<b>3.4</b>

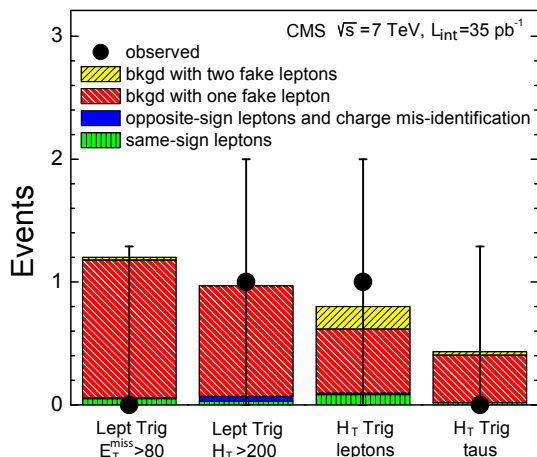
**Table 2.** Observed and estimated background yields for all analyses. The rows labeled “**predicted BG**” refer to the sum of the data-driven estimates of the fake lepton contributions, and the residual contributions predicted by the simulation. The rows labeled “MC” refer to the background as predicted from the simulation alone. Rows labeled “**observed**” show the actual number of events seen in data. The last column (95% CL UL Yield) represents observed upper limits on event yields from new physics.

50% systematic uncertainty. Data-driven estimates are assigned a systematic uncertainty between 30% and 50% across the various signal regions and channels. The  $ee$ ,  $e\mu$ , and  $\mu\mu$  channels have partially or fully correlated systematic uncertainties, as described in detail in section 5.

We see no evidence of an event yield in excess of the background prediction and set 95% CL upper limits (UL) on the number of observed events using a Bayesian method [34] with a flat prior on the signal strength and log-normal priors for efficiency and background uncertainties. These include uncertainties on the signal efficiency of 12% , 15%, and 30% for the lepton triggered,  $H_T$  triggered low- $p_T$ , and  $H_T$  triggered  $\tau_h$  analyses, respectively, as discussed in more detail in section 6. Based on the LM0 benchmark model, the simulation predicts 7.3, 9.6, 9.1, and 2.0 events for the four signal regions, respectively. These LM0 yields are based on the individual NLO cross sections for all production processes that contribute to the expected signal yield.

## 8 Interpretation of results

One of the challenges of signature-based searches is to convey information in a form that can be used to test a variety of specific physics models. In this section we present additional information that can be used to confront models of new physics in an approximate way by



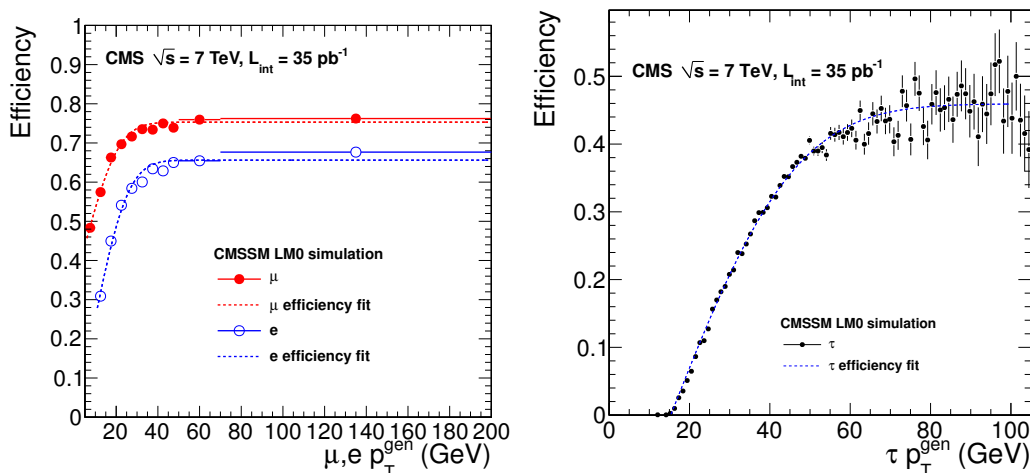
**Figure 8.** A visual summary of the observed number of data events, the expected number of background events, and the composition of the background for the four search regions.

generator-level simulation studies that compare the expected number of events in  $35 \text{ pb}^{-1}$  with our upper limits shown in table 2.

The kinematic requirements described in section 4 are the first key ingredients of such studies. The  $H_T$  variable can be approximated by defining it as the scalar sum of the  $p_T$  of all final-state quarks (u, d, c, s, and b) and gluons with  $p_T > 30 \text{ GeV}$  produced in the hard-scattering process. The  $E_T^{\text{miss}}$  can be defined as the magnitude of the vector sum of the transverse momentum over all non-interacting particles, *e.g.*, neutrinos and LSP. The ratio of the mean detector responses for  $H_T$  and  $E_T^{\text{miss}}$  as defined above, to their true values are  $0.94 \pm 0.05$ , and  $0.95 \pm 0.05$ , respectively, where the uncertainties are dominated by the jet energy scale uncertainty. The resolution on these two quantities differs for the different selections. In addition, the  $E_T^{\text{miss}}$  resolution depends on the total hadronic activity in the event. It ranges from about 7 to 25 GeV for events with  $H_T$  in the range of 60 to 350 GeV. The  $H_T$  resolution decreases from about 26% at 200 GeV to 19% for 300 GeV and to 18% for 350 GeV. The  $H_T$  resolution was measured in simulation using the LM0 reference model, while the  $E_T^{\text{miss}}$  resolution was measured in data.

Figure 9 shows the efficiency versus  $p_T$  using the LM0 reference model for e,  $\mu$  (left), and  $\tau_h$  (right). Efficiencies here include reconstruction, isolation, and selection. We fit the curves in figure 9 to the functional form:  $\text{efficiency}(p_T) = \epsilon_{\text{max}} + A \times (\text{erf}((p_T - P_{T\text{cut}})/B) - 1)$ . We fix  $P_{T\text{cut}}$  to 10, 5, 15 GeV, and find  $(A, B, \epsilon_{\text{max}})$  of  $(0.40, 18, 0.66)$ ,  $(0.32, 18, 0.75)$ , and  $(0.45, 31, 0.45)$  for e,  $\mu$ , and  $\tau_h$ , respectively.

Lepton isolation efficiencies depend on the hadronic activity in the event, and in some extreme cases like significantly boosted top quarks, on the event topology. The number of charged particles at the generator level after fragmentation and hadronization is a good measure of the first of these two effects, and has been shown to agree reasonably well between data and simulation [35]. We find that the isolation efficiency reduces roughly linearly



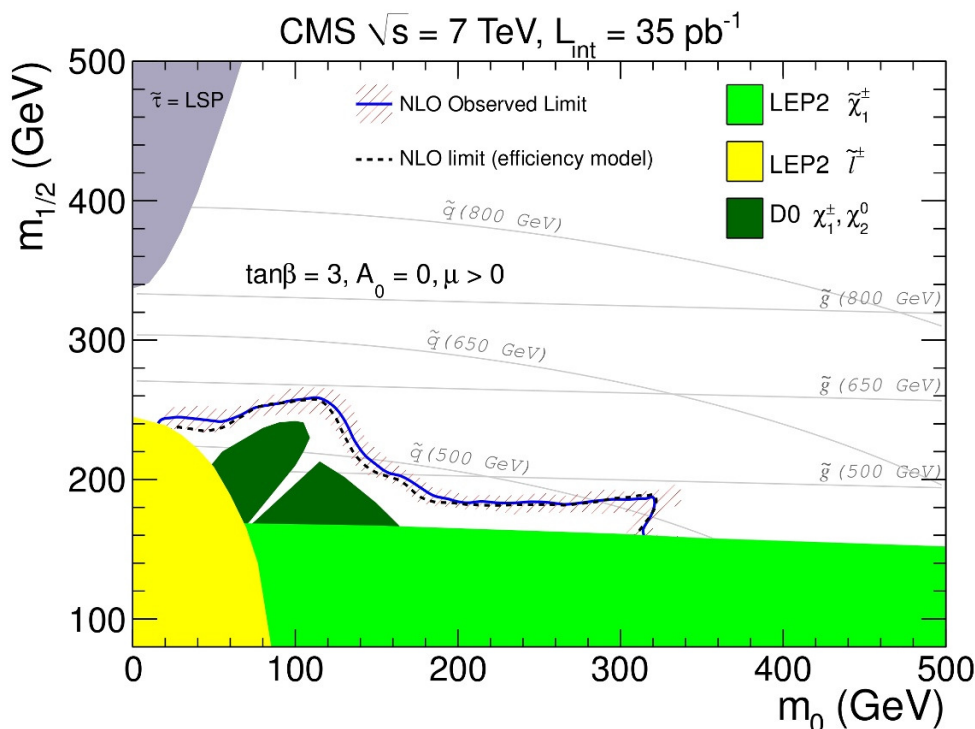
**Figure 9.** Electron, muon (left) and  $\tau_h$  (right) selection efficiencies as a function of  $p_T$ . The results of the fits described in the text are shown by the dotted lines.

by 10% for every 15 charged particles with  $p_T > 3$  GeV within the detector acceptance. This was studied using Drell-Yan and LM0 simulation, and compared with  $Z \rightarrow \ell^+\ell^-$  data. The linearity was thus shown to be valid within a range of charged multiplicities from about 10 to 40. The LM0 reference model shown in figure 9 has an average charged multiplicity of  $\sim 25$  for events that pass our selections. To arrive at the lepton efficiency for a new physics model with an average charged multiplicity of  $\sim 40$ , one would take the efficiency parametrization depicted in figure 9 and multiply it by 0.9 to account for the 10% change in isolation efficiency due to the larger average charged multiplicity. The second effect, i.e., topologies as in boosted top quarks, is difficult to model at generator level, as the isolation efficiency may vary by an order of magnitude or more in extreme cases. Our results are thus not easily interpretable in new physics models with such characteristics without a detailed detector simulation.

To show the level of precision obtainable based on such a simple efficiency model, figure 10 compares the exclusion line for CMSSM with  $\tan\beta = 3$ ,  $A_0 = 0$  GeV, and  $\mu > 0$ , as obtained from simulation (solid blue) with the corresponding curve (dashed black) for this simple efficiency model. For the exclusion plane, the SUSY particle spectrum is calculated using SoftSUSY [36] along with sparticle decay using SDECAY [37]. The signal events are generated with PYTHIA 6.4.22 [24] using CTEQ6m [38] PDF. The NLO cross sections are obtained with the cross section calculator Prospino [39] at each point in the  $(m_0, m_{1/2})$  plane individually.

When applying the simple efficiency model, we use the description above for the  $E_T^{\text{miss}}$  and  $H_T$  response and resolution, and the efficiency functions displayed in figure 9. No attempt was made here to correct for differences in hadronic event environment as those are small for the relevant  $(m_0, m_{1/2})$  points. The width of the red shaded band around the blue line indicates uncertainties in the NLO cross section calculation. It includes variations





**Figure 10.** Exclusion contour in the  $m_0$ – $m_{1/2}$  plane for CMSSM as described in the text. Comparing the width of the red shaded band (theoretical uncertainty) around the blue curve with the difference between the solid blue and dashed black curves shows that the imperfections in the simple efficiency model described in the text are small compared to the theoretical uncertainties.

of the PDF and simultaneous variation by a factor of two of the renormalization and factorization scales. Both effects are added in quadrature. Figure 10 shows that the theoretical uncertainties are larger than the imperfections in the simple efficiency model. The specific limit shown here corresponds to the leptonic trigger result with  $E_T^{\text{miss}} > 80$  GeV for the purpose of illustration. The contour separates the bottom-left region where the expected event yield would be larger than the observed limit of 3.1 events (see table 2, first row, last column) from the top-right region where such expected yield would be lower.

We choose this CMSSM model because it provides a common reference point to compare with previously published Tevatron results [40, 41]. The excluded regions from LEP are based on searches for sleptons and charginos [42–46]. Other final states, especially the all-hadronic [22], are better suited for this standard reference model, while the leptonic same-sign final state explored in this paper is more appropriate to constrain a wide variety of other new physics models [1–7]. As discussed in section 4, in a general supersymmetry context, one might expect gluino-gluino or gluino-squark production to lead to same-sign dilepton events via a decay chain involving a chargino. The salient, and very generic feature here is one lepton per gluino with either sign being equally likely. As a result, 50% of the dilepton events will be same-sign. Moreover, these cascade decays are typically characterized by two mass difference scales that separately determine typical  $H_T$  and lepton



$p_T$  values. Different models of new physics may thus populate only one or the other of our different search regions.

## 9 Summary and conclusions

Using two different trigger strategies, we have searched for new physics with same-sign dilepton events in the  $ee$ ,  $\mu\mu$ ,  $e\mu$ ,  $e\tau_h$ ,  $\mu\tau_h$ , and  $\tau_h\tau_h$  final states, and have seen no evidence for an excess over the background prediction. The  $\tau_h$  leptons referred to here are reconstructed via their hadronic decays. The dominant background processes in all final states except  $\tau_h\tau_h$  involve events with one fake lepton. In the  $\tau_h\tau_h$  final state, events with two fake  $\tau_h$  dominate. We have presented methods to derive background estimates from the data for all major background sources. We have set 95% CL upper limits on the number of signal events within  $|\eta| < 2.4$  at  $35 \text{ pb}^{-1}$  in the range of 3.1 to 4.5 events, depending on signal region, and have presented details on signal efficiencies that can be used to confront a wide variety of models of new physics. Our analysis extends the region excluded by experiments at LEP and the Tevatron in the CMSSM model.

## Acknowledgments

We wish to congratulate our colleagues in the CERN accelerator departments for the excellent performance of the LHC machine. We thank the technical and administrative staff at CERN and other CMS institutes, and acknowledge support from: FMSR (Austria); FNRS and FWO (Belgium); CNPq, CAPES, FAPERJ, and FAPESP (Brazil); MES (Bulgaria); CERN; CAS, MoST, and NSFC (China); COLCIENCIAS (Colombia); MSES (Croatia); RPF (Cyprus); Academy of Sciences and NICPB (Estonia); Academy of Finland, MEC, and HIP (Finland); CEA and CNRS/IN2P3 (France); BMBF, DFG, and HGF (Germany); GSRT (Greece); OTKA and NKTH (Hungary); DAE and DST (India); IPM (Iran); SFI (Ireland); INFN (Italy); NRF and WCU (Korea); LAS (Lithuania); CINVESTAV, CONACYT, SEP, and UASLP-FAI (Mexico); MSI (New Zealand); PAEC (Pakistan); SCSR (Poland); FCT (Portugal); JINR (Armenia, Belarus, Georgia, Ukraine, Uzbekistan); MST and MAE (Russia); MSTD (Serbia); MICINN and CPAN (Spain); Swiss Funding Agencies (Switzerland); NSC (Taipei); TUBITAK and TAEK (Turkey); STFC (United Kingdom); DOE and NSF (USA).

Individuals have received support from the Marie-Curie programme and the European Research Council (European Union); the Leventis Foundation; the A. P. Sloan Foundation; the Alexander von Humboldt Foundation; the Associazione per lo Sviluppo Scientifico e Tecnologico del Piemonte (Italy); the Belgian Federal Science Policy Office; the Fonds pour la Formation à la Recherche dans l'Industrie et dans l'Agriculture (FRIA-Belgium); the Agentschap voor Innovatie door Wetenschap en Technologie (IWT-Belgium); and the Council of Science and Industrial Research, India.

**Open Access.** This article is distributed under the terms of the Creative Commons Attribution Noncommercial License which permits any noncommercial use, distribution, and reproduction in any medium, provided the original author(s) and source are credited.

## References

- [1] R.M. Barnett, J.F. Gunion and H.E. Haber, *Discovering supersymmetry with like sign dileptons*, *Phys. Lett. B* **315** (1993) 349 [[hep-ph/9306204](#)] [[SPIRES](#)].
- [2] M. Guchait and D.P. Roy, *Like sign dilepton signature for gluino production at CERN LHC including top quark and Higgs boson effects*, *Phys. Rev. D* **52** (1995) 133 [[hep-ph/9412329](#)] [[SPIRES](#)].
- [3] H. Baer, C.-h. Chen, F. Paige and X. Tata, *Signals for minimal supergravity at the CERN Large Hadron Collider II: multilepton channels*, *Phys. Rev. D* **53** (1996) 6241 [[hep-ph/9512383](#)] [[SPIRES](#)].
- [4] H.-C. Cheng, K.T. Matchev and M. Schmaltz, *Bosonic supersymmetry? Getting fooled at the CERN LHC*, *Phys. Rev. D* **66** (2002) 056006 [[hep-ph/0205314](#)] [[SPIRES](#)].
- [5] R. Contino and G. Servant, *Discovering the top partners at the LHC using same-sign dilepton final states*, *JHEP* **06** (2008) 026 [[arXiv:0801.1679](#)] [[SPIRES](#)].
- [6] F.M.L. Almeida, Jr., Y.D.A. Coutinho, J.A. Martins Simoes, P.P. Queiroz Filho and C.M. Porto, *Same-sign dileptons as a signature for heavy Majorana neutrinos in hadron-hadron collisions*, *Phys. Lett. B* **400** (1997) 331 [[hep-ph/9703441](#)] [[SPIRES](#)].
- [7] Y. Bai and Z. Han, *Top-antitop and top-top resonances in the dilepton channel at the CERN LHC*, *JHEP* **04** (2009) 056 [[arXiv:0809.4487](#)] [[SPIRES](#)].
- [8] G. Bertone, D. Hooper and J. Silk, *Particle dark matter: evidence, candidates and constraints*, *Phys. Rept.* **405** (2005) 279 [[hep-ph/0404175](#)] [[SPIRES](#)].
- [9] CMS collaboration, R. Adolphi et al., *The CMS experiment at the CERN LHC*, *2008 JINST* **3** S08004 [[SPIRES](#)].
- [10] CMS collaboration, *Performance of muon identification in pp collisions at  $\sqrt{s} = 7$  TeV*, *CMS-PAS-MUO-10-002* (2010).
- [11] CMS collaboration, *Electron reconstruction and identification at  $\sqrt{s} = 7$  TeV*, *CMS-PAS-EGM-10-004*.
- [12] CMS collaboration, V. Khachatryan et al., *Measurements of inclusive W and Z cross sections in pp collisions at  $\sqrt{s} = 7$  TeV*, *JHEP* **01** (2011) 080 [[arXiv:1012.2466](#)] [[SPIRES](#)].
- [13] CMS collaboration, *Study of  $\tau$  reconstruction algorithms using pp collisions data collected at  $\sqrt{s} = 7$  TeV with CMS detector at LHC*, *CMS-PAS-PFT-10-004* (2010).
- [14] CMS collaboration, *Particle-flow event reconstruction in CMS and performance for jets, taus, and  $E_T^{miss}$* , *CMS-PAS-PFT-09-001* (2009).
- [15] CMS collaboration, *Performance of  $\tau$  reconstruction algorithms in 2010 data collected with CMS*, *CMS-PAS-TAU-11-001* (2011).
- [16] CMS collaboration, *Commissioning of the particle-flow reconstruction in minimum-bias and jet events from pp collisions at 7 TeV*, *CMS-PAS-PFT-10-002* (2010).
- [17] M. Cacciari, G.P. Salam and G. Soyez, *The anti- $k_t$  jet clustering algorithm*, *JHEP* **04** (2008) 063 [[arXiv:0802.1189](#)] [[SPIRES](#)].
- [18] CMS collaboration, *Jets in 0.9 and 2.36 TeV pp collisions*, *CMS-PAS-JME-10-001* (2010).
- [19] CMS collaboration, *Jet performance in pp collisions at  $\sqrt{s} = 7$  TeV*, *CMS-PAS-JME-10-003* (2010).

- [20] G.L. Kane, C.F. Kolda, L. Roszkowski and J.D. Wells, *Study of constrained minimal supersymmetry*, *Phys. Rev. D* **49** (1994) 6173 [[hep-ph/9312272](#)] [[SPIRES](#)].
- [21] ATLAS collaboration, G. Aad et al., *Search for supersymmetry using final states with one lepton, jets and missing transverse momentum with the ATLAS detector in  $\sqrt{s} = 7$  TeV pp*, *Phys. Rev. Lett.* **106** (2011) 131802 [[arXiv:1102.2357](#)] [[SPIRES](#)].
- [22] CMS collaboration, V. Khachatryan et al., *Search for supersymmetry in pp collisions at 7 TeV in events with jets and missing transverse energy*, *Phys. Lett. B* **698** (2011) 196 [[arXiv:1101.1628](#)] [[SPIRES](#)].
- [23] CMS collaboration, S. Chatrchyan et al., *Search for physics beyond the standard model in opposite-sign dilepton events at  $\sqrt{s} = 7$  TeV*, [arXiv:1103.1348](#) [[SPIRES](#)].
- [24] T. Sjöstrand, S. Mrenna and P.Z. Skands, *PYTHIA 6.4 physics and manual*, *JHEP* **05** (2006) 026 [[hep-ph/0603175](#)] [[SPIRES](#)].
- [25] J. Alwall et al., *MadGraph/MadEvent v4: the new web generation*, *JHEP* **09** (2007) 028 [[arXiv:0706.2334](#)] [[SPIRES](#)].
- [26] GEANT 4 collaboration, *GEANT4 — A simulation toolkit*, *Nucl. Instrum. Meth. A* **506** (2003) 250.
- [27] CMS collaboration, V. Khachatryan et al., *First measurement of the cross section for top-quark pair production in proton-proton collisions at  $\sqrt{s} = 7$  TeV*, *Phys. Lett. B* **695** (2011) 424 [[arXiv:1010.5994](#)] [[SPIRES](#)].
- [28] CMS collaboration, *Performance of methods for data-driven background estimation in SUSY searches*, [CMS-PAS-SUS-10-001](#) (2010).
- [29] CMS collaboration, *Tracking and vertexing results from first collisions*, [CMS-PAS-TRK-10-001](#) (2010).
- [30] W. Adam et al., *Track reconstruction in the CMS tracker*, [CMS-NOTE-2006-041](#) (2006).
- [31] W. Adam, R. Fruhwirth, A. Strandlie and T. Todorov, *Reconstruction of electrons with the Gaussian-sum filter in the CMS tracker at LHC*, [ECONF C 0303241](#) (2003) TULT009 [[physics/0306087](#)].
- [32] H.-L. Lai et al., *Uncertainty induced by QCD coupling in the CTEQ global analysis of parton distributions*, *Phys. Rev. D* **82** (2010) 054021 [[arXiv:1004.4624](#)] [[SPIRES](#)].
- [33] CMS collaboration, *Measurement of CMS luminosity*, [CMS-PAS-EWK-10-004](#) (2010).
- [34] PARTICLE DATA GROUP collaboration, K. Nakamura et al., *Review of particle physics*, *J. Phys. G* **37** (2010) 075021 [[SPIRES](#)].
- [35] CMS collaboration, V. Khachatryan et al., *Charged particle multiplicities in pp interactions at  $\sqrt{s} = 0.9, 2.36$  and 7 TeV*, *JHEP* **01** (2011) 079 [[arXiv:1011.5531](#)] [[SPIRES](#)].
- [36] B.C. Allanach, *SOFTSUSY: a program for calculating supersymmetric spectra*, *Comput. Phys. Commun.* **143** (2002) 305 [[hep-ph/0104145](#)] [[SPIRES](#)].
- [37] M. Muhlleitner, A. Djouadi and Y. Mambrini, *SDECAY: a Fortran code for the decays of the supersymmetric particles in the MSSM*, *Comput. Phys. Commun.* **168** (2005) 46 [[hep-ph/0311167](#)] [[SPIRES](#)].
- [38] P.M. Nadolsky et al., *Implications of CTEQ global analysis for collider observables*, *Phys. Rev. D* **78** (2008) 013004 [[arXiv:0802.0007](#)] [[SPIRES](#)].

- [39] W. Beenakker, R. Hopker, M. Spira and P.M. Zerwas, *Squark and gluino production at hadron colliders*, *Nucl. Phys. B* **492** (1997) 51 [[hep-ph/9610490](#)] [[SPIRES](#)].
- [40] CDF collaboration, T. Aaltonen et al., *Search for supersymmetry in  $p\bar{p}$  collisions at  $\sqrt{s} = 1.96$  TeV using the trilepton signature of chargino-neutralino production*, *Phys. Rev. Lett.* **101** (2008) 251801 [[arXiv:0808.2446](#)] [[SPIRES](#)].
- [41] D0 collaboration, V.M. Abazov et al., *Search for associated production of charginos and neutralinos in the trilepton final state using  $2.3\text{ fb}^{-1}$  of data*, *Phys. Lett. B* **680** (2009) 34 [[arXiv:0901.0646](#)] [[SPIRES](#)].
- [42] ALEPH, DELPHI, L3 and OPAL collaboration, *Joint SUSY working group*, LEPSUSYWG-02-06-2.
- [43] ALEPH collaboration, A. Heister et al., *Absolute mass lower limit for the lightest neutralino of the MSSM from  $e^+e^-$  data at  $s^{1/2}$  up to 209 GeV*, *Phys. Lett. B* **583** (2004) 247 [[SPIRES](#)].
- [44] DELPHI collaboration, J. Abdallah et al., *Searches for supersymmetric particles in  $e^+e^-$  collisions up to 208 GeV and interpretation of the results within the MSSM*, *Eur. Phys. J. C* **31** (2003) 421 [[hep-ex/0311019](#)] [[SPIRES](#)].
- [45] L3 collaboration, P. Achard et al., *Search for scalar leptons and scalar quarks at LEP*, *Phys. Lett. B* **580** (2004) 37 [[hep-ex/0310007](#)] [[SPIRES](#)].
- [46] OPAL collaboration, G. Abbiendi et al., *Search for chargino and neutralino production at  $\sqrt{s} = 192$  GeV to 209 GeV at LEP*, *Eur. Phys. J. C* **35** (2004) 1 [[hep-ex/0401026](#)] [[SPIRES](#)].

**The CMS collaboration****Yerevan Physics Institute, Yerevan, Armenia**

S. Chatrchyan, V. Khachatryan, A.M. Sirunyan, A. Tumasyan

**Institut für Hochenergiephysik der OeAW, Wien, Austria**

W. Adam, T. Bergauer, M. Dragicevic, J. Erö, C. Fabjan, M. Friedl, R. Frühwirth, V.M. Ghete, J. Hammer<sup>1</sup>, S. Häsnel, M. Hoch, N. Hörmann, J. Hrubec, M. Jeitler, G. Kasieczka, W. Kiesenhofer, M. Krammer, D. Liko, I. Mikulec, M. Pernicka, H. Rohringer, R. Schöfbeck, J. Strauss, F. Teischinger, P. Wagner, W. Waltenberger, G. Walzel, E. Widl, C.-E. Wulz

**National Centre for Particle and High Energy Physics, Minsk, Belarus**

V. Mossolov, N. Shumeiko, J. Suarez Gonzalez

**Universiteit Antwerpen, Antwerpen, Belgium**

L. Benucci, E.A. De Wolf, X. Janssen, T. Maes, L. Mucibello, S. Ochesanu, B. Roland, R. Rougny, M. Selvaggi, H. Van Haevermaet, P. Van Mechelen, N. Van Remortel

**Vrije Universiteit Brussel, Brussel, Belgium**

F. Blekman, S. Blyweert, J. D'Hondt, O. Devroede, R. Gonzalez Suarez, A. Kalogeropoulos, J. Maes, M. Maes, W. Van Doninck, P. Van Mulders, G.P. Van Onsem, I. Vilella

**Université Libre de Bruxelles, Bruxelles, Belgium**

O. Charaf, B. Clerbaux, G. De Lentdecker, V. Dero, A.P.R. Gay, G.H. Hammad, T. Hreus, P.E. Marage, L. Thomas, C. Vander Velde, P. Vanlaer

**Ghent University, Ghent, Belgium**

V. Adler, A. Cimmino, S. Costantini, M. Grunewald, B. Klein, J. Lellouch, A. Marinov, J. Mccartin, D. Ryckbosch, F. Thyssen, M. Tytgat, L. Vanelderen, P. Verwilligen, S. Walsh, N. Zaganidis

**Université Catholique de Louvain, Louvain-la-Neuve, Belgium**

S. Basegmez, G. Bruno, J. Caudron, L. Ceard, E. Cortina Gil, J. De Favereau De Jeneret, C. Delaere<sup>1</sup>, D. Favart, A. Giammanco, G. Grégoire, J. Hollar, V. Lemaitre, J. Liao, O. Militaru, S. Oryn, D. Pagano, A. Pin, K. Piotrkowski, N. Schul

**Université de Mons, Mons, Belgium**

N. Belyy, T. Caebergs, E. Daubie

**Centro Brasileiro de Pesquisas Fisicas, Rio de Janeiro, Brazil**

G.A. Alves, D. De Jesus Damiao, M.E. Pol, M.H.G. Souza

**Universidade do Estado do Rio de Janeiro, Rio de Janeiro, Brazil**

W. Carvalho, E.M. Da Costa, C. De Oliveira Martins, S. Fonseca De Souza, L. Mundim, H. Nogima, V. Oguri, W.L. Prado Da Silva, A. Santoro, S.M. Silva Do Amaral, A. Sznajder, F. Torres Da Silva De Araujo

**Instituto de Fisica Teorica, Universidade Estadual Paulista, Sao Paulo, Brazil**

F.A. Dias, T.R. Fernandez Perez Tomei, E. M. Gregores<sup>2</sup>, C. Lagana, F. Marinho, P.G. Mercadante<sup>2</sup>, S.F. Novaes, Sandra S. Padula

**Institute for Nuclear Research and Nuclear Energy, Sofia, Bulgaria**

N. Darmenov<sup>1</sup>, L. Dimitrov, V. Genchev<sup>1</sup>, P. Iaydjiev<sup>1</sup>, S. Piperov, M. Rodozov, S. Stoykova, G. Sultanov, V. Tcholakov, R. Trayanov, I. Vankov

**University of Sofia, Sofia, Bulgaria**

A. Dimitrov, R. Hadjiiska, A. Karadzhinova, V. Kozhuharov, L. Litov, M. Mateev, B. Pavlov, P. Petkov

**Institute of High Energy Physics, Beijing, China**

J.G. Bian, G.M. Chen, H.S. Chen, C.H. Jiang, D. Liang, S. Liang, X. Meng, J. Tao, J. Wang, J. Wang, X. Wang, Z. Wang, H. Xiao, M. Xu, J. Zang, Z. Zhang

**State Key Lab. of Nucl. Phys. and Tech., Peking University, Beijing, China**

Y. Ban, S. Guo, Y. Guo, W. Li, Y. Mao, S.J. Qian, H. Teng, L. Zhang, B. Zhu, W. Zou

**Universidad de Los Andes, Bogota, Colombia**

A. Cabrera, B. Gomez Moreno, A.A. Ocampo Rios, A.F. Osorio Oliveros, J.C. Sanabria

**Technical University of Split, Split, Croatia**

N. Godinovic, D. Lelas, K. Lelas, R. Plestina<sup>3</sup>, D. Polic, I. Puljak

**University of Split, Split, Croatia**

Z. Antunovic, M. Dzelalija

**Institute Rudjer Boskovic, Zagreb, Croatia**

V. Brigljevic, S. Duric, K. Kadija, S. Morovic

**University of Cyprus, Nicosia, Cyprus**

A. Attikis, M. Galanti, J. Mousa, C. Nicolaou, F. Ptochos, P.A. Razis

**Charles University, Prague, Czech Republic**

M. Finger, M. Finger Jr.

**Academy of Scientific Research and Technology of the Arab Republic of Egypt,  
Egyptian Network of High Energy Physics, Cairo, Egypt**

Y. Assran<sup>4</sup>, S. Khalil<sup>5</sup>, M.A. Mahmoud<sup>6</sup>

**National Institute of Chemical Physics and Biophysics, Tallinn, Estonia**

A. Hektor, M. Kadastik, M. Müntel, M. Raidal, L. Rebane

**Department of Physics, University of Helsinki, Helsinki, Finland**

V. Azzolini, P. Eerola, G. Fedi

**Helsinki Institute of Physics, Helsinki, Finland**

S. Czellar, J. Härkönen, A. Heikkinen, V. Karimäki, R. Kinnunen, M.J. Kortelainen, T. Lampén, K. Lassila-Perini, S. Lehti, T. Lindén, P. Luukka, T. Mäenpää, E. Tuominen, J. Tuominiemi, E. Tuovinen, D. Ungaro, L. Wendland

**Lappeenranta University of Technology, Lappeenranta, Finland**

K. Banzuzi, A. Korpela, T. Tuuva

**Laboratoire d'Annecy-le-Vieux de Physique des Particules, IN2P3-CNRS,  
Annecy-le-Vieux, France**

D. Sillou

**DSM/IRFU, CEA/Saclay, Gif-sur-Yvette, France**

M. Besancon, S. Choudhury, M. Dejardin, D. Denegri, B. Fabbro, J.L. Faure, F. Ferri, S. Ganjour, F.X. Gentit, A. Givernaud, P. Gras, G. Hamel de Monchenault, P. Jarry, E. Locci, J. Malcles, M. Marionneau, L. Millischer, J. Rander, A. Rosowsky, I. Shreyber, M. Titov, P. Verrecchia

**Laboratoire Leprince-Ringuet, Ecole Polytechnique, IN2P3-CNRS, Palaiseau,  
France**

S. Baffioni, F. Beaudette, L. Benhabib, L. Bianchini, M. Bluj<sup>7</sup>, C. Broutin, P. Busson, C. Charlot, T. Dahms, L. Dobrzynski, S. Elgammal, R. Granier de Cassagnac, M. Hagnauer, P. Miné, C. Mironov, C. Ochando, P. Paganini, D. Sabes, R. Salerno, Y. Sirois, C. Thiebaux, B. Wyslouch<sup>8</sup>, A. Zabi

**Institut Pluridisciplinaire Hubert Curien, Université de Strasbourg, Université  
de Haute Alsace Mulhouse, CNRS/IN2P3, Strasbourg, France**

J.-L. Agram<sup>9</sup>, J. Andrea, D. Bloch, D. Bodin, J.-M. Brom, M. Cardaci, E.C. Chabert, C. Collard, E. Conte<sup>9</sup>, F. Drouhin<sup>9</sup>, C. Ferro, J.-C. Fontaine<sup>9</sup>, D. Gelé, U. Goerlach, S. Greder, P. Juillot, M. Karim<sup>9</sup>, A.-C. Le Bihan, Y. Mikami, P. Van Hove

**Centre de Calcul de l'Institut National de Physique Nucleaire et de Physique des Particules (IN2P3), Villeurbanne, France**

F. Fassi, D. Mercier

**Université de Lyon, Université Claude Bernard Lyon 1, CNRS-IN2P3, Institut de Physique Nucléaire de Lyon, Villeurbanne, France**

C. Baty, S. Beauceron, N. Beaupere, M. Bedjidian, O. Bondu, G. Boudoul, D. Boumediene, H. Brun, R. Chierici, D. Contardo, P. Depasse, H. El Mamouni, J. Fay, S. Gascon, B. Ille, T. Kurca, T. Le Grand, M. Lethuillier, L. Mirabito, S. Perries, V. Sordini, S. Tosi, Y. Tschudi, P. Verdier

**Institute of High Energy Physics and Informatization, Tbilisi State University, Tbilisi, Georgia**

D. Lomidze

**RWTH Aachen University, I. Physikalisches Institut, Aachen, Germany**

G. Anagnostou, M. Edelhoff, L. Feld, N. Heracleous, O. Hindrichs, R. Jussen, K. Klein, J. Merz, N. Mohr, A. Ostapchuk, A. Periceanu, F. Raupach, J. Sammet, S. Schael, D. Sprenger, H. Weber, M. Weber, B. Wittmer

**RWTH Aachen University, III. Physikalisches Institut A, Aachen, Germany**

M. Ata, W. Bender, E. Dietz-Laursonn, M. Erdmann, J. Frangenheim, T. Hebbeker, A. Hinzmann, K. Hoepfner, T. Klimkovich, D. Klingebiel, P. Kreuzer, D. Lanske<sup>†</sup>, C. Magass, M. Merschmeyer, A. Meyer, P. Papacz, H. Pieta, H. Reithler, S.A. Schmitz, L. Sonnenschein, J. Steggemann, D. Teyssier, M. Tonutti

**RWTH Aachen University, III. Physikalisches Institut B, Aachen, Germany**

M. Bontenackels, M. Davids, M. Duda, G. Flügge, H. Geenen, M. Giffels, W. Haj Ahmad, D. Heydhausen, T. Kress, Y. Kuessel, A. Linn, A. Nowack, L. Perchalla, O. Pooth, J. Rennefeld, P. Sauerland, A. Stahl, M. Thomas, D. Tornier, M.H. Zoeller

**Deutsches Elektronen-Synchrotron, Hamburg, Germany**

M. Aldaya Martin, W. Behrenhoff, U. Behrens, M. Bergholz<sup>10</sup>, K. Borras, A. Cakir, A. Campbell, E. Castro, D. Dammann, G. Eckerlin, D. Eckstein, A. Flossdorf, G. Flucke, A. Geiser, J. Hauk, H. Jung<sup>1</sup>, M. Kasemann, I. Katkov<sup>11</sup>, P. Katsas, C. Kleinwort, H. Kluge, A. Knutsson, M. Krämer, D. Krücker, E. Kuznetsova, W. Lange, W. Lohmann<sup>10</sup>, R. Mankel, M. Marienfeld, I.-A. Melzer-Pellmann, A.B. Meyer, J. Mnich, A. Mussgiller, J. Olzem, D. Pitzl, A. Raspereza, A. Raval, M. Rosin, R. Schmidt<sup>10</sup>, T. Schoerner-Sadenius, N. Sen, A. Spiridonov, M. Stein, J. Tomaszewska, R. Walsh, C. Wissing



**University of Hamburg, Hamburg, Germany**

C. Autermann, V. Blobel, S. Bobrovskiy, J. Draeger, H. Enderle, U. Gebbert, K. Kaschube, G. Kaussen, R. Klanner, J. Lange, B. Mura, S. Naumann-Emme, F. Nowak, N. Pietsch, C. Sander, H. Schettler, P. Schleper, M. Schröder, T. Schum, J. Schwandt, H. Stadie, G. Steinbrück, J. Thomsen

**Institut für Experimentelle Kernphysik, Karlsruhe, Germany**

C. Barth, J. Bauer, V. Buege, T. Chwalek, W. De Boer, A. Dierlamm, G. Dirkes, M. Feindt, J. Gruschke, C. Hackstein, F. Hartmann, M. Heinrich, H. Held, K.H. Hoffmann, S. Honc, J.R. Komaragiri, T. Kuhr, D. Martschei, S. Mueller, Th. Müller, M. Niegel, O. Oberst, A. Oehler, J. Ott, T. Peiffer, D. Piparo, G. Quast, K. Rabbertz, F. Ratnikov, N. Ratnikova, M. Renz, C. Saout, A. Scheurer, P. Schieferdecker, F.-P. Schilling, M. Schmanau, G. Schott, H.J. Simonis, F.M. Stober, D. Troendle, J. Wagner-Kuhr, T. Weiler, M. Zeise, V. Zhukov<sup>11</sup>, E.B. Ziebarth

**Institute of Nuclear Physics "Demokritos", Aghia Paraskevi, Greece**

G. Daskalakis, T. Geralis, K. Karafasoulis, S. Kesisoglou, A. Kyriakis, D. Loukas, I. Manolakos, A. Markou, C. Markou, C. Mavrommatis, E. Ntomari, E. Petrakou

**University of Athens, Athens, Greece**

L. Gouskos, T.J. Mertzimekis, A. Panagiotou, E. Stiliaris

**University of Ioánnina, Ioánnina, Greece**

I. Evangelou, C. Foudas, P. Kokkas, N. Manthos, I. Papadopoulos, V. Patras, F.A. Triantis

**KFKI Research Institute for Particle and Nuclear Physics, Budapest, Hungary**

A. Aranyi, G. Bencze, L. Boldizsar, C. Hajdu<sup>1</sup>, P. Hidas, D. Horvath<sup>12</sup>, A. Kapusi, K. Krajczar<sup>13</sup>, F. Sikler<sup>1</sup>, G.I. Veres<sup>13</sup>, G. Vesztergombi<sup>13</sup>

**Institute of Nuclear Research ATOMKI, Debrecen, Hungary**

N. Beni, J. Molnar, J. Palinkas, Z. Szillasi, V. Veszpremi

**University of Debrecen, Debrecen, Hungary**

P. Raics, Z.L. Trocsanyi, B. Ujvari

**Panjab University, Chandigarh, India**

S. Bansal, S.B. Beri, V. Bhatnagar, N. Dhingra, R. Gupta, M. Jindal, M. Kaur, J.M. Kohli, M.Z. Mehta, N. Nishu, L.K. Saini, A. Sharma, A.P. Singh, J.B. Singh, S.P. Singh

**University of Delhi, Delhi, India**

S. Ahuja, S. Bhattacharya, B.C. Choudhary, P. Gupta, S. Jain, S. Jain, A. Kumar, K. Ranjan, R.K. Shivpuri

**Bhabha Atomic Research Centre, Mumbai, India**

R.K. Choudhury, D. Dutta, S. Kailas, V. Kumar, A.K. Mohanty<sup>1</sup>, L.M. Pant, P. Shukla

**Tata Institute of Fundamental Research - EHEP, Mumbai, India**

T. Aziz, M. Guchait<sup>14</sup>, A. Gurtu, M. Maity<sup>15</sup>, D. Majumder, G. Majumder, K. Mazumdar, G.B. Mohanty, A. Saha, K. Sudhakar, N. Wickramage

**Tata Institute of Fundamental Research - HECR, Mumbai, India**

S. Banerjee, S. Dugad, N.K. Mondal

**Institute for Research and Fundamental Sciences (IPM), Tehran, Iran**

H. Arfaei, H. Bakhshiansohi<sup>16</sup>, S.M. Etesami, A. Fahim<sup>16</sup>, M. Hashemi, A. Jafari<sup>16</sup>, M. Khakzad, A. Mohammadi<sup>17</sup>, M. Mohammadi Najafabadi, S. Paktinat Mehdiabadi, B. Safarzadeh, M. Zeinali<sup>18</sup>

**INFN Sezione di Bari <sup>a</sup>, Università di Bari <sup>b</sup>, Politecnico di Bari <sup>c</sup>, Bari, Italy**

M. Abbrescia<sup>a,b</sup>, L. Barbone<sup>a,b</sup>, C. Calabria<sup>a,b</sup>, A. Colaleo<sup>a</sup>, D. Creanza<sup>a,c</sup>, N. De Filippis<sup>a,c,1</sup>, M. De Palma<sup>a,b</sup>, L. Fiore<sup>a</sup>, G. Iaselli<sup>a,c</sup>, L. Lusito<sup>a,b</sup>, G. Maggi<sup>a,c</sup>, M. Maggi<sup>a</sup>, N. Manna<sup>a,b</sup>, B. Marangelli<sup>a,b</sup>, S. My<sup>a,c</sup>, S. Nuzzo<sup>a,b</sup>, N. Pacifico<sup>a,b</sup>, G.A. Pierro<sup>a</sup>, A. Pompili<sup>a,b</sup>, G. Pugliese<sup>a,c</sup>, F. Romano<sup>a,c</sup>, G. Roselli<sup>a,b</sup>, G. Selvaggi<sup>a,b</sup>, L. Silvestris<sup>a</sup>, R. Trentadue<sup>a</sup>, S. Tuppiti<sup>a,b</sup>, G. Zito<sup>a</sup>

**INFN Sezione di Bologna <sup>a</sup>, Università di Bologna <sup>b</sup>, Bologna, Italy**

G. Abbiendi<sup>a</sup>, A.C. Benvenuti<sup>a</sup>, D. Bonacorsi<sup>a</sup>, S. Braibant-Giacomelli<sup>a,b</sup>, L. Brigliadori<sup>a</sup>, P. Capiluppi<sup>a,b</sup>, A. Castro<sup>a,b</sup>, F.R. Cavallo<sup>a</sup>, M. Cuffiani<sup>a,b</sup>, G.M. Dallavalle<sup>a</sup>, F. Fabbri<sup>a</sup>, A. Fanfani<sup>a,b</sup>, D. Fasanella<sup>a</sup>, P. Giacomelli<sup>a</sup>, M. Giunta<sup>a</sup>, S. Marcellini<sup>a</sup>, G. Masetti, M. Meneghelli<sup>a,b</sup>, A. Montanari<sup>a</sup>, F.L. Navarria<sup>a,b</sup>, F. Odorici<sup>a</sup>, A. Perrotta<sup>a</sup>, F. Primavera<sup>a</sup>, A.M. Rossi<sup>a,b</sup>, T. Rovelli<sup>a,b</sup>, G. Siroli<sup>a,b</sup>, R. Travaglini<sup>a,b</sup>

**INFN Sezione di Catania <sup>a</sup>, Università di Catania <sup>b</sup>, Catania, Italy**

S. Albergo<sup>a,b</sup>, G. Cappello<sup>a,b</sup>, M. Chiorboli<sup>a,b,1</sup>, S. Costa<sup>a,b</sup>, A. Tricomi<sup>a,b</sup>, C. Tuve<sup>a</sup>

**INFN Sezione di Firenze <sup>a</sup>, Università di Firenze <sup>b</sup>, Firenze, Italy**

G. Barbagli<sup>a</sup>, V. Ciulli<sup>a,b</sup>, C. Civinini<sup>a</sup>, R. D'Alessandro<sup>a,b</sup>, E. Focardi<sup>a,b</sup>, S. Frosali<sup>a,b</sup>, E. Gallo<sup>a</sup>, S. Gonzi<sup>a,b</sup>, P. Lenzi<sup>a,b</sup>, M. Meschini<sup>a</sup>, S. Paoletti<sup>a</sup>, G. Sguazzoni<sup>a</sup>, A. Tropiano<sup>a,1</sup>

**INFN Laboratori Nazionali di Frascati, Frascati, Italy**

L. Benussi, S. Bianco, S. Colafranceschi<sup>19</sup>, F. Fabbri, D. Piccolo

**INFN Sezione di Genova, Genova, Italy**

P. Fabbricatore, R. Musenich

**INFN Sezione di Milano-Bicocca <sup>a</sup>, Università di Milano-Bicocca <sup>b</sup>, Milano, Italy**

A. Benaglia<sup>a,b</sup>, F. De Guio<sup>a,b,1</sup>, L. Di Matteo<sup>a,b</sup>, A. Ghezzi<sup>a,b</sup>, M. Malberti<sup>a,b</sup>, S. Malvezzi<sup>a</sup>, A. Martelli<sup>a,b</sup>, A. Massironi<sup>a,b</sup>, D. Menasce<sup>a</sup>, L. Moroni<sup>a</sup>, M. Paganoni<sup>a,b</sup>, D. Pedrini<sup>a</sup>, S. Ragazzi<sup>a,b</sup>, N. Redaelli<sup>a</sup>, S. Sala<sup>a</sup>, T. Tabarelli de Fatis<sup>a,b</sup>, V. Tancini<sup>a,b</sup>

**INFN Sezione di Napoli <sup>a</sup>, Università di Napoli "Federico II" <sup>b</sup>, Napoli, Italy**

S. Buontempo<sup>a</sup>, C.A. Carrillo Montoya<sup>a,1</sup>, N. Cavallo<sup>a,20</sup>, A. De Cosa<sup>a,b</sup>, F. Fabozzi<sup>a,20</sup>, A.O.M. Iorio<sup>a,1</sup>, L. Lista<sup>a</sup>, M. Merola<sup>a,b</sup>, P. Paolucci<sup>a</sup>

**INFN Sezione di Padova <sup>a</sup>, Università di Padova <sup>b</sup>, Università di Trento (Trento) <sup>c</sup>, Padova, Italy**

P. Azzi<sup>a</sup>, N. Bacchetta<sup>a</sup>, P. Bellan<sup>a,b</sup>, D. Bisello<sup>a,b</sup>, A. Branca<sup>a</sup>, R. Carlin<sup>a,b</sup>, P. Checchia<sup>a</sup>, M. De Mattia<sup>a,b</sup>, T. Dorigo<sup>a</sup>, U. Dosselli<sup>a</sup>, F. Fanzago<sup>a</sup>, F. Gasparini<sup>a,b</sup>, U. Gasparini<sup>a,b</sup>, S. Lacaprara<sup>a,21</sup>, I. Lazzizzera<sup>a,c</sup>, M. Margoni<sup>a,b</sup>, M. Mazzucato<sup>a</sup>, A.T. Meneguzzo<sup>a,b</sup>, M. Nespolo<sup>a,1</sup>, L. Perrozzi<sup>a,1</sup>, N. Pozzobon<sup>a,b</sup>, P. Ronchese<sup>a,b</sup>, F. Simonetto<sup>a,b</sup>, E. Torassa<sup>a</sup>, M. Tosi<sup>a,b</sup>, S. Vanini<sup>a,b</sup>, P. Zotto<sup>a,b</sup>, G. Zumerle<sup>a,b</sup>

**INFN Sezione di Pavia <sup>a</sup>, Università di Pavia <sup>b</sup>, Pavia, Italy**

P. Baesso<sup>a,b</sup>, U. Berzano<sup>a</sup>, S.P. Ratti<sup>a,b</sup>, C. Riccardi<sup>a,b</sup>, P. Torre<sup>a,b</sup>, P. Vitulo<sup>a,b</sup>, C. Viviani<sup>a,b</sup>

**INFN Sezione di Perugia <sup>a</sup>, Università di Perugia <sup>b</sup>, Perugia, Italy**

M. Biasini<sup>a,b</sup>, G.M. Bilei<sup>a</sup>, B. Caponeri<sup>a,b</sup>, L. Fanò<sup>a,b</sup>, P. Lariccia<sup>a,b</sup>, A. Lucaroni<sup>a,b,1</sup>, G. Mantovani<sup>a,b</sup>, M. Menichelli<sup>a</sup>, A. Nappi<sup>a,b</sup>, F. Romeo<sup>a,b</sup>, A. Santocchia<sup>a,b</sup>, S. Taroni<sup>a,b,1</sup>, M. Valdata<sup>a,b</sup>

**INFN Sezione di Pisa <sup>a</sup>, Università di Pisa <sup>b</sup>, Scuola Normale Superiore di Pisa <sup>c</sup>, Pisa, Italy**

P. Azzurri<sup>a,c</sup>, G. Bagliesi<sup>a</sup>, J. Bernardini<sup>a,b</sup>, T. Boccali<sup>a,1</sup>, G. Broccolo<sup>a,c</sup>, R. Castaldi<sup>a</sup>, R.T. D'Agnolo<sup>a,c</sup>, R. Dell'Orso<sup>a</sup>, F. Fiori<sup>a,b</sup>, L. Foà<sup>a,c</sup>, A. Giassi<sup>a</sup>, A. Kraan<sup>a</sup>, F. Ligabue<sup>a,c</sup>, T. Lomtadze<sup>a</sup>, L. Martini<sup>a,22</sup>, A. Messineo<sup>a,b</sup>, F. Palla<sup>a</sup>, G. Segneri<sup>a</sup>, A.T. Serban<sup>a</sup>, P. Spagnolo<sup>a</sup>, R. Tenchini<sup>a</sup>, G. Tonelli<sup>a,b,1</sup>, A. Venturi<sup>a,1</sup>, P.G. Verdini<sup>a</sup>

**INFN Sezione di Roma <sup>a</sup>, Università di Roma "La Sapienza" <sup>b</sup>, Roma, Italy**

L. Barone<sup>a,b</sup>, F. Cavallari<sup>a</sup>, D. Del Re<sup>a,b</sup>, E. Di Marco<sup>a,b</sup>, M. Diemoz<sup>a</sup>, D. Franci<sup>a,b</sup>, M. Grassi<sup>a,1</sup>, E. Longo<sup>a,b</sup>, S. Nourbakhsh<sup>a</sup>, G. Organtini<sup>a,b</sup>, F. Pandolfi<sup>a,b,1</sup>, R. Paramatti<sup>a</sup>, S. Rahatlou<sup>a,b</sup>

**INFN Sezione di Torino <sup>a</sup>, Università di Torino <sup>b</sup>, Università del Piemonte Orientale (Novara) <sup>c</sup>, Torino, Italy**

N. Amapane<sup>a,b</sup>, R. Arcidiacono<sup>a,c</sup>, S. Argiro<sup>a,b</sup>, M. Arneodo<sup>a,c</sup>, C. Biino<sup>a</sup>, C. Botta<sup>a,b,1</sup>, N. Cartiglia<sup>a</sup>, R. Castello<sup>a,b</sup>, M. Costa<sup>a,b</sup>, N. Demaria<sup>a</sup>, A. Graziano<sup>a,b,1</sup>, C. Mariotti<sup>a</sup>, M. Marone<sup>a,b</sup>, S. Maselli<sup>a</sup>, E. Migliore<sup>a,b</sup>, G. Mila<sup>a,b</sup>, V. Monaco<sup>a,b</sup>, M. Musich<sup>a,b</sup>, M.M. Obertino<sup>a,c</sup>, N. Pastrone<sup>a</sup>, M. Pelliccioni<sup>a,b</sup>, A. Romero<sup>a,b</sup>, M. Ruspa<sup>a,c</sup>, R. Sacchi<sup>a,b</sup>, V. Sola<sup>a,b</sup>, A. Solano<sup>a,b</sup>, A. Staiano<sup>a</sup>, A. Vilela Pereira<sup>a</sup>

**INFN Sezione di Trieste <sup>a</sup>, Università di Trieste <sup>b</sup>, Trieste, Italy**

S. Belforte<sup>a</sup>, F. Cossutti<sup>a</sup>, G. Della Ricca<sup>a,b</sup>, B. Gobbo<sup>a</sup>, D. Montanino<sup>a,b</sup>, A. Penzo<sup>a</sup>

**Kangwon National University, Chunchon, Korea**

S.G. Heo, S.K. Nam

**Kyungpook National University, Daegu, Korea**

S. Chang, J. Chung, D.H. Kim, G.N. Kim, J.E. Kim, D.J. Kong, H. Park, S.R. Ro, D. Son, D.C. Son, T. Son

**Chonnam National University, Institute for Universe and Elementary Particles, Kwangju, Korea**

Zero Kim, J.Y. Kim, S. Song

**Korea University, Seoul, Korea**

S. Choi, B. Hong, M.S. Jeong, M. Jo, H. Kim, J.H. Kim, T.J. Kim, K.S. Lee, D.H. Moon, S.K. Park, H.B. Rhee, E. Seo, S. Shin, K.S. Sim

**University of Seoul, Seoul, Korea**

M. Choi, S. Kang, H. Kim, C. Park, I.C. Park, S. Park, G. Ryu

**Sungkyunkwan University, Suwon, Korea**

Y. Choi, Y.K. Choi, J. Goh, M.S. Kim, E. Kwon, J. Lee, S. Lee, H. Seo, I. Yu

**Vilnius University, Vilnius, Lithuania**

M.J. Bilinskas, I. Grigelionis, M. Janulis, D. Martisiute, P. Petrov, T. Sabonis

**Centro de Investigacion y de Estudios Avanzados del IPN, Mexico City, Mexico**

H. Castilla-Valdez, E. De La Cruz-Burelo, R. Lopez-Fernandez, R. Magaña Villalba, A. Sánchez-Hernández, L.M. Villasenor-Cendejas

**Universidad Iberoamericana, Mexico City, Mexico**

S. Carrillo Moreno, F. Vazquez Valencia

**Benemerita Universidad Autonoma de Puebla, Puebla, Mexico**

H.A. Salazar Ibarguen

**Universidad Autónoma de San Luis Potosí, San Luis Potosí, Mexico**

E. Casimiro Linares, A. Morelos Pineda, M.A. Reyes-Santos

**University of Auckland, Auckland, New Zealand**

D. Krofcheck, J. Tam

**University of Canterbury, Christchurch, New Zealand**

P.H. Butler, R. Doesburg, H. Silverwood

**National Centre for Physics, Quaid-I-Azam University, Islamabad, Pakistan**

M. Ahmad, I. Ahmed, M.I. Asghar, H.R. Hoorani, W.A. Khan, T. Khurshid, S. Qazi

**Institute of Experimental Physics, Faculty of Physics, University of Warsaw, Warsaw, Poland**

M. Cwiok, W. Dominik, K. Doroba, A. Kalinowski, M. Konecki, J. Krolikowski

**Soltan Institute for Nuclear Studies, Warsaw, Poland**

T. Frueboes, R. Gokieli, M. Górski, M. Kazana, K. Nawrocki, K. Romanowska-Rybinska, M. Szeleper, G. Wrochna, P. Zalewski

**Laboratório de Instrumentação e Física Experimental de Partículas, Lisboa, Portugal**

N. Almeida, P. Bargassa, A. David, P. Faccioli, P.G. Ferreira Parracho, M. Gallinaro, P. Musella, A. Nayak, P.Q. Ribeiro, J. Seixas, J. Varela

**Joint Institute for Nuclear Research, Dubna, Russia**

I. Belotelov, P. Bunin, I. Golutvin, A. Kamenev, V. Karjavin, G. Kozlov, A. Lanev, P. Moisenz, V. Palichik, V. Pereygin, M. Savina, S. Shmatov, V. Smirnov, A. Volodko, A. Zarubin

**Petersburg Nuclear Physics Institute, Gatchina (St Petersburg), Russia**

V. Golovtsov, Y. Ivanov, V. Kim, P. Levchenko, V. Murzin, V. Oreshkin, I. Smirnov, V. Sulimov, L. Uvarov, S. Vavilov, A. Vorobyev, A. Vorobyev

**Institute for Nuclear Research, Moscow, Russia**

Yu. Andreev, A. Dermenev, S. Gninenko, N. Golubev, M. Kirsanov, N. Krasnikov, V. Matveev, A. Pashenkov, A. Toropin, S. Troitsky

**Institute for Theoretical and Experimental Physics, Moscow, Russia**

V. Epshteyn, V. Gavrilov, V. Kaftanov<sup>†</sup>, M. Kossov<sup>1</sup>, A. Krokhotin, N. Lychkovskaya, V. Popov, G. Safronov, S. Semenov, V. Stolin, E. Vlasov, A. Zhokin

**Moscow State University, Moscow, Russia**

E. Boos, M. Dubinin<sup>23</sup>, L. Dudko, A. Ershov, A. Gribushin, O. Kodolova, I. Lokhtin, A. Markina, S. Obraztsov, M. Perfilov, S. Petrushanko, L. Sarycheva, V. Savrin, A. Snigirev

**P.N. Lebedev Physical Institute, Moscow, Russia**

V. Andreev, M. Azarkin, I. Dremin, M. Kirakosyan, A. Leonidov, S.V. Rusakov, A. Vinogradov

**State Research Center of Russian Federation, Institute for High Energy Physics, Protvino, Russia**

I. Azhgirey, S. Bitioukov, V. Grishin<sup>1</sup>, V. Kachanov, D. Konstantinov, A. Korablev, V. Krychkine, V. Petrov, R. Ryutin, S. Slabospitsky, A. Sobol, L. Tourtchanovitch, S. Troshin, N. Tyurin, A. Uzunian, A. Volkov

**University of Belgrade, Faculty of Physics and Vinca Institute of Nuclear Sciences, Belgrade, Serbia**

P. Adzic<sup>24</sup>, M. Djordjevic, D. Krpic<sup>24</sup>, J. Milosevic

**Centro de Investigaciones Energéticas Medioambientales y Tecnológicas (CIEMAT), Madrid, Spain**

M. Aguilar-Benitez, J. Alcaraz Maestre, P. Arce, C. Battilana, E. Calvo, M. Cepeda, M. Cerrada, M. Chamizo Llatas, N. Colino, B. De La Cruz, A. Delgado Peris, C. Diez Pardos, D. Domínguez Vázquez, C. Fernandez Bedoya, J.P. Fernández Ramos, A. Ferrando, J. Flix, M.C. Fouz, P. Garcia-Abia, O. Gonzalez Lopez, S. Goy Lopez, J.M. Hernandez, M.I. Josa, G. Merino, J. Puerta Pelayo, I. Redondo, L. Romero, J. Santaolalla, M.S. Soares, C. Willmott

**Universidad Autónoma de Madrid, Madrid, Spain**

C. Albajar, G. Codispoti, J.F. de Trocóniz

**Universidad de Oviedo, Oviedo, Spain**

J. Cuevas, J. Fernandez Menendez, S. Folgueras, I. Gonzalez Caballero, L. Lloret Iglesias, J.M. Vizán García

**Instituto de Física de Cantabria (IFCA), CSIC-Universidad de Cantabria,  
Santander, Spain**

J.A. Brochero Cifuentes, I.J. Cabrillo, A. Calderon, S.H. Chuang, J. Duarte Campderros, M. Felcini<sup>25</sup>, M. Fernandez, G. Gomez, J. Gonzalez Sanchez, C. Jorda, P. Lobelle Pardo, A. Lopez Virto, J. Marco, R. Marco, C. Martinez Rivero, F. Matorras, F.J. Munoz Sanchez, J. Piedra Gomez<sup>26</sup>, T. Rodrigo, A.Y. Rodríguez-Marrero, A. Ruiz-Jimeno, L. Scodellaro, M. Sobron Sanudo, I. Vila, R. Vilar Cortabitarte

**CERN, European Organization for Nuclear Research, Geneva, Switzerland**

D. Abbaneo, E. Auffray, G. Auzinger, P. Baillon, A.H. Ball, D. Barney, A.J. Bell<sup>27</sup>, D. Benedetti, C. Bernet<sup>3</sup>, W. Bialas, P. Bloch, A. Bocci, S. Bolognesi, M. Bona, H. Breuker, G. Brona, K. Bunkowski, T. Camporesi, G. Cerminara, J.A. Coarasa Perez, B. Curé, D. D'Enterria, A. De Roeck, S. Di Guida, A. Elliott-Peisert, B. Frisch, W. Funk, A. Gaddi, S. Gennai, G. Georgiou, H. Gerwig, D. Gigi, K. Gill, D. Giordano, F. Glege, R. Gomez-Reino Garrido, M. Gouzevitch, P. Govoni, S. Gowdy, L. Guiducci, M. Hansen, C. Hartl, J. Harvey, J. Hegeman, B. Hegner, H.F. Hoffmann, A. Honma, V. Innocente, P. Janot, K. Kaadze, E. Karavakis, P. Lecoq, C. Lourenço, T. Mäki, L. Malgeri, M. Mannelli, L. Masetti, A. Maurisset, F. Meijers, S. Mersi, E. Meschi, R. Moser, M.U. Mozer, M. Mulders, E. Nesvold<sup>1</sup>, M. Nguyen, T. Orimoto, L. Orsini, E. Perez, A. Petrilli, A. Pfeiffer, M. Pierini, M. Pimiä, G. Polese, A. Racz, J. Rodrigues Antunes, G. Rolandi<sup>28</sup>, T. Rommerskirchen, C. Rovelli, M. Rovere, H. Sakulin, C. Schäfer, C. Schwick, I. Segoni, A. Sharma, P. Siegrist, M. Simon, P. Sphicas<sup>29</sup>, M. Spiropulu<sup>23</sup>, M. Stoye, P. Tropea, A. Tsirou, P. Vichoudis, M. Voutilainen, W.D. Zeuner

**Paul Scherrer Institut, Villigen, Switzerland**

W. Bertl, K. Deiters, W. Erdmann, K. Gabathuler, R. Horisberger, Q. Ingram, H.C. Kaestli, S. König, D. Kotlinski, U. Langenegger, F. Meier, D. Renker, T. Rohe, J. Sibille<sup>30</sup>, A. Starodumov<sup>31</sup>

**Institute for Particle Physics, ETH Zurich, Zurich, Switzerland**

P. Bortignon, L. Caminada<sup>32</sup>, N. Chanon, Z. Chen, S. Cittolin, G. Dissertori, M. Dittmar, J. Eugster, K. Freudenreich, C. Grab, A. Hervé, W. Hintz, P. Lecomte, W. Luster mann, C. Marchica<sup>32</sup>, P. Martinez Ruiz del Arbol, P. Meridiani, P. Milenovic<sup>33</sup>, F. Moortgat, C. Nägeli<sup>32</sup>, P. Nef, F. Nessi-Tedaldi, L. Pape, F. Pauss, T. Punz, A. Rizzi, F.J. Ronga, M. Rossini, L. Sala, A.K. Sanchez, M.-C. Sawley, B. Stieger, L. Tauscher<sup>†</sup>, A. Thea, K. Theofilatos, D. Treille, C. Urscheler, R. Wallny, M. Weber, L. Wehrli, J. Weng

**Universität Zürich, Zurich, Switzerland**

E. Aguiló, C. Amsler, V. Chiochia, S. De Visscher, C. Favaro, M. Ivova Rikova, B. Millan Mejias, P. Otiougova, C. Regenfus, P. Robmann, A. Schmidt, H. Snoek

**National Central University, Chung-Li, Taiwan**

Y.H. Chang, K.H. Chen, S. Dutta, C.M. Kuo, S.W. Li, W. Lin, Z.K. Liu, Y.J. Lu, D. Mekterovic, R. Volpe, J.H. Wu, S.S. Yu

**National Taiwan University (NTU), Taipei, Taiwan**

P. Bartalini, P. Chang, Y.H. Chang, Y.W. Chang, Y. Chao, K.F. Chen, W.-S. Hou, Y. Hsiung, K.Y. Kao, Y.J. Lei, R.-S. Lu, J.G. Shiu, Y.M. Tzeng, M. Wang

**Cukurova University, Adana, Turkey**

A. Adiguzel, M.N. Bakirci<sup>34</sup>, S. Cerci<sup>35</sup>, C. Dozen, I. Dumanoglu, E. Eskut, S. Girgis, G. Gokbulut, Y. Guler, E. Gurpinar, I. Hos, E.E. Kangal, T. Karaman, A. Kayis Topaksu, A. Nart, G. Onengut, K. Ozdemir, S. Ozturk, A. Polatoz, K. Sogut<sup>36</sup>, D. Sunar Cerci<sup>35</sup>, B. Tali, H. Topakli<sup>34</sup>, D. Uzun, L.N. Vergili, M. Vergili, C. Zorbilmez

**Middle East Technical University, Physics Department, Ankara, Turkey**

I.V. Akin, T. Aliev, S. Bilmis, M. Deniz, H. Gamsizkan, A.M. Guler, K. Ocalan, A. Ozpineci, M. Serin, R. Sever, U.E. Surat, E. Yildirim, M. Zeyrek

**Bogazici University, Istanbul, Turkey**

M. Delimeroglu, D. Demir<sup>37</sup>, E. Gülmez, B. Isildak, M. Kaya<sup>38</sup>, O. Kaya<sup>38</sup>, S. Ozkorucuklu<sup>39</sup>, N. Sonmez<sup>40</sup>

**National Scientific Center, Kharkov Institute of Physics and Technology, Kharkov, Ukraine**

L. Levchuk

**University of Bristol, Bristol, United Kingdom**

F. Bostock, J.J. Brooke, T.L. Cheng, E. Clement, D. Cussans, R. Frazier, J. Goldstein, M. Grimes, M. Hansen, D. Hartley, G.P. Heath, H.F. Heath, J. Jackson, L. Kreczko, S. Metson, D.M. Newbold<sup>41</sup>, K. Nirunpong, A. Poll, S. Senkin, V.J. Smith, S. Ward

**Rutherford Appleton Laboratory, Didcot, United Kingdom**

L. Basso<sup>42</sup>, K.W. Bell, A. Belyaev<sup>42</sup>, C. Brew, R.M. Brown, B. Camanzi, D.J.A. Cockerill, J.A. Coughlan, K. Harder, S. Harper, B.W. Kennedy, E. Olaiya, D. Petyt, B.C. Radburn-Smith, C.H. Shepherd-Themistocleous, I.R. Tomalin, W.J. Womersley, S.D. Worm

**Imperial College, London, United Kingdom**

R. Bainbridge, G. Ball, J. Ballin, R. Beuselinck, O. Buchmuller, D. Colling, N. Cripps, M. Cutajar, G. Davies, M. Della Negra, W. Ferguson, J. Fulcher, D. Futyan, A. Gilbert, A. Guneratne Bryer, G. Hall, Z. Hatherell, J. Hays, G. Iles, M. Jarvis, G. Karapostoli, L. Lyons, B.C. MacEvoy, A.-M. Magnan, J. Marrouche, B. Mathias, R. Nandi, J. Nash, A. Nikitenko<sup>31</sup>, A. Papageorgiou, M. Pesaresi, K. Petridis, M. Pioppi<sup>43</sup>, D.M. Raymond,



S. Rogerson, N. Rompotis, A. Rose, M.J. Ryan, C. Seez, P. Sharp, A. Sparrow, A. Tapper, S. Tourneur, M. Vazquez Acosta, T. Virdee, S. Wakefield, N. Wardle, D. Wardrope, T. Whyntie

**Brunel University, Uxbridge, United Kingdom**

M. Barrett, M. Chadwick, J.E. Cole, P.R. Hobson, A. Khan, P. Kyberd, D. Leslie, W. Martin, I.D. Reid, L. Teodorescu

**Baylor University, Waco, USA**

K. Hatakeyama

**Boston University, Boston, USA**

T. Bose, E. Carrera Jarrin, C. Fantasia, A. Heister, J. St. John, P. Lawson, D. Lazic, J. Rohlf, D. Sperka, L. Sulak

**Brown University, Providence, USA**

A. Avetisyan, S. Bhattacharya, J.P. Chou, D. Cutts, A. Ferapontov, U. Heintz, S. Jabeen, G. Kukartsev, G. Landsberg, M. Narain, D. Nguyen, M. Segala, T. Sinthuprasith, T. Speer, K.V. Tsang

**University of California, Davis, Davis, USA**

R. Breedon, M. Calderon De La Barca Sanchez, S. Chauhan, M. Chertok, J. Conway, P.T. Cox, J. Dolen, R. Erbacher, E. Friis, W. Ko, A. Kopecky, R. Lander, H. Liu, S. Maruyama, T. Miceli, M. Nikolic, D. Pellett, J. Robles, S. Salur, T. Schwarz, M. Searle, J. Smith, M. Squires, M. Tripathi, R. Vasquez Sierra, C. Veelken

**University of California, Los Angeles, Los Angeles, USA**

V. Andreev, K. Arisaka, D. Cline, R. Cousins, A. Deisher, J. Duris, S. Erhan, C. Farrell, J. Hauser, M. Ignatenko, C. Jarvis, C. Plager, G. Rakness, P. Schlein<sup>†</sup>, J. Tucker, V. Valuev

**University of California, Riverside, Riverside, USA**

J. Babb, A. Chandra, R. Clare, J. Ellison, J.W. Gary, F. Giordano, G. Hanson, G.Y. Jeng, S.C. Kao, F. Liu, H. Liu, O.R. Long, A. Luthra, H. Nguyen, B.C. Shen<sup>†</sup>, R. Stringer, J. Sturdy, S. Sumowidagdo, R. Wilken, S. Wimpenny

**University of California, San Diego, La Jolla, USA**

W. Andrews, J.G. Branson, G.B. Cerati, E. Dusinberre, D. Evans, F. Golf, A. Holzner, R. Kelley, M. Lebourgeois, J. Letts, B. Mangano, S. Padhi, C. Palmer, G. Petruciani, H. Pi, M. Pieri, R. Ranieri, M. Sani, V. Sharma, S. Simon, Y. Tu, A. Vartak, S. Wasserbaech<sup>44</sup>, F. Würthwein, A. Yagil, J. Yoo

**University of California, Santa Barbara, Santa Barbara, USA**

D. Barge, R. Bellan, C. Campagnari, M. D'Alfonso, T. Danielson, K. Flowers, P. Geffert, J. Incandela, C. Justus, P. Kalavase, S.A. Koay, D. Kovalskyi, V. Krutelyov, S. Lowette, N. Mccoll, V. Pavlunin, F. Rebassoo, J. Ribnik, J. Richman, R. Rossin, D. Stuart, W. To, J.R. Vlimant

**California Institute of Technology, Pasadena, USA**

A. Apresyan, A. Bornheim, J. Bunn, Y. Chen, M. Gataullin, Y. Ma, A. Mott, H.B. Newman, C. Rogan, K. Shin, V. Timciuc, P. Traczyk, J. Veverka, R. Wilkinson, Y. Yang, R.Y. Zhu

**Carnegie Mellon University, Pittsburgh, USA**

B. Akgun, R. Carroll, T. Ferguson, Y. Iiyama, D.W. Jang, S.Y. Jun, Y.F. Liu, M. Paulini, J. Russ, H. Vogel, I. Vorobiev

**University of Colorado at Boulder, Boulder, USA**

J.P. Cumalat, M.E. Dinardo, B.R. Drell, C.J. Edelmaier, W.T. Ford, A. Gaz, B. Heyburn, E. Luiggi Lopez, U. Nauenberg, J.G. Smith, K. Stenson, K.A. Ulmer, S.R. Wagner, S.L. Zang

**Cornell University, Ithaca, USA**

L. Agostino, J. Alexander, D. Cassel, A. Chatterjee, S. Das, N. Eggert, L.K. Gibbons, B. Heltsley, W. Hopkins, A. Khukhunaishvili, B. Kreis, G. Nicolas Kaufman, J.R. Patterson, D. Puigh, A. Ryd, E. Salvati, X. Shi, W. Sun, W.D. Teo, J. Thom, J. Thompson, J. Vaughan, Y. Weng, L. Winstrom, P. Wittich

**Fairfield University, Fairfield, USA**

A. Biselli, G. Cirino, D. Winn

**Fermi National Accelerator Laboratory, Batavia, USA**

S. Abdullin, M. Albrow, J. Anderson, G. Apollinari, M. Atac, J.A. Bakken, S. Banerjee, L.A.T. Bauerdick, A. Beretvas, J. Berryhill, P.C. Bhat, I. Bloch, F. Borchering, K. Burkett, J.N. Butler, V. Chetluru, H.W.K. Cheung, F. Chlebana, S. Cihangir, W. Cooper, D.P. Eartly, V.D. Elvira, S. Esen, I. Fisk, J. Freeman, Y. Gao, E. Gottschalk, D. Green, K. Gunthoti, O. Gutsche, J. Hanlon, R.M. Harris, J. Hirschauer, B. Hooberman, H. Jensen, M. Johnson, U. Joshi, R. Khatiwada, B. Klima, K. Kousouris, S. Kunori, S. Kwan, C. Leonidopoulos, P. Limon, D. Lincoln, R. Lipton, J. Lykken, K. Maeshima, J.M. Marraffino, D. Mason, P. McBride, T. Miao, K. Mishra, S. Mrenna, Y. Musienko<sup>45</sup>, C. Newman-Holmes, V. O'Dell, R. Pordes, O. Prokofyev, N. Saoulidou, E. Sexton-Kennedy, S. Sharma, W.J. Spalding, L. Spiegel, P. Tan, L. Taylor, S. Tkaczyk, L. Uplegger, E.W. Vaandering, R. Vidal, J. Whitmore, W. Wu, F. Yang, F. Yumiceva, J.C. Yun

**University of Florida, Gainesville, USA**

D. Acosta, P. Avery, D. Bourilkov, M. Chen, M. De Gruttola, G.P. Di Giovanni, D. Dobur, A. Drozdetskiy, R.D. Field, M. Fisher, Y. Fu, I.K. Furic, J. Gartner, B. Kim, J. Konigsberg, A. Korytov, A. Kropivnitskaya, T. Kypreos, K. Matchev, G. Mitselmakher, L. Muniz, Y. Pakhotin, C. Prescott, R. Remington, M. Schmitt, B. Scurlock, P. Sellers, N. Skhirtladze, M. Snowball, D. Wang, J. Yelton, M. Zakaria

**Florida International University, Miami, USA**

C. Ceron, V. Gaultney, L. Kramer, L.M. Lebolo, S. Linn, P. Markowitz, G. Martinez, D. Mesa, J.L. Rodriguez

**Florida State University, Tallahassee, USA**

T. Adams, A. Askew, D. Bandurin, J. Bochenek, J. Chen, B. Diamond, S.V. Gleyzer, J. Haas, S. Hagopian, V. Hagopian, M. Jenkins, K.F. Johnson, H. Prosper, L. Quertenmont, S. Sekmen, V. Veeraraghavan

**Florida Institute of Technology, Melbourne, USA**

M.M. Baarmand, B. Dorney, S. Guragain, M. Hohlmann, H. Kalakhety, R. Ralich, I. Vodopiyarov

**University of Illinois at Chicago (UIC), Chicago, USA**

M.R. Adams, I.M. Anghel, L. Apanasevich, Y. Bai, V.E. Bazterra, R.R. Betts, J. Callner, R. Cavanaugh, C. Dragoiu, L. Gauthier, C.E. Gerber, D.J. Hofman, S. Khalatyan, G.J. Kunde<sup>46</sup>, F. Lacroix, M. Malek, C. O'Brien, C. Silvestre, A. Smoron, D. Strom, N. Varelas

**The University of Iowa, Iowa City, USA**

U. Akgun, E.A. Albayrak, B. Bilki, W. Clarida, F. Duru, C.K. Lae, E. McCliment, J.-P. Merlo, H. Mermerkaya<sup>47</sup>, A. Mestvirishvili, A. Moeller, J. Nachtman, C.R. Newsom, E. Norbeck, J. Olson, Y. Onel, F. Ozok, S. Sen, J. Wetzell, T. Yetkin, K. Yi

**Johns Hopkins University, Baltimore, USA**

B.A. Barnett, B. Blumenfeld, A. Bonato, C. Eskew, D. Fehling, G. Giurciu, A.V. Griksan, Z.J. Guo, G. Hu, P. Maksimovic, S. Rappoccio, M. Swartz, N.V. Tran, A. Whitbeck

**The University of Kansas, Lawrence, USA**

P. Baringer, A. Bean, G. Benelli, O. Grachov, R.P. Kenny Iii, M. Murray, D. Noonan, S. Sanders, J.S. Wood, V. Zhukova

**Kansas State University, Manhattan, USA**

A.f. Barfuss, T. Bolton, I. Chakaberia, A. Ivanov, S. Khalil, M. Makouski, Y. Maravin, S. Shrestha, I. Svintradze, Z. Wan

**Lawrence Livermore National Laboratory, Livermore, USA**

J. Gronberg, D. Lange, D. Wright

**University of Maryland, College Park, USA**

A. Baden, M. Boutemeur, S.C. Eno, D. Ferencek, J.A. Gomez, N.J. Hadley, R.G. Kellogg, M. Kirn, Y. Lu, A.C. Mignerey, K. Rossato, P. Rumerio, F. Santanastasio, A. Skuja, J. Temple, M.B. Tonjes, S.C. Tonwar, E. Twedt

**Massachusetts Institute of Technology, Cambridge, USA**

B. Alver, G. Bauer, J. Bendavid, W. Busza, E. Butz, I.A. Cali, M. Chan, V. Dutta, P. Everaerts, G. Gomez Ceballos, M. Goncharov, K.A. Hahn, P. Harris, Y. Kim, M. Klute, Y.-J. Lee, W. Li, C. Loizides, P.D. Luckey, T. Ma, S. Nahn, C. Paus, D. Ralph, C. Roland, G. Roland, M. Rudolph, G.S.F. Stephans, F. Stöckli, K. Sumorok, K. Sung, E.A. Wenger, S. Xie, M. Yang, Y. Yilmaz, A.S. Yoon, M. Zanetti

**University of Minnesota, Minneapolis, USA**

P. Cole, S.I. Cooper, P. Cushman, B. Dahmes, A. De Benedetti, P.R. Duderio, G. Franzoni, J. Haupt, K. Klapoetke, Y. Kubota, J. Mans, V. Rekovic, R. Rusack, M. Sasseville, A. Singovsky

**University of Mississippi, University, USA**

L.M. Cremaldi, R. Godang, R. Kroeger, L. Perera, R. Rahmat, D.A. Sanders, D. Summers

**University of Nebraska-Lincoln, Lincoln, USA**

K. Bloom, S. Bose, J. Butt, D.R. Claes, A. Dominguez, M. Eads, J. Keller, T. Kelly, I. Kravchenko, J. Lazo-Flores, H. Malbouisson, S. Malik, G.R. Snow

**State University of New York at Buffalo, Buffalo, USA**

U. Baur, A. Godshalk, I. Iashvili, S. Jain, A. Kharchilava, A. Kumar, S.P. Shipkowski, K. Smith

**Northeastern University, Boston, USA**

G. Alverson, E. Barberis, D. Baumgartel, O. Boeriu, M. Chasco, S. Reucroft, J. Swain, D. Trocino, D. Wood, J. Zhang

**Northwestern University, Evanston, USA**

A. Anastassov, A. Kubik, N. Odell, R.A. Ofierzynski, B. Pollack, A. Pozdnyakov, M. Schmitt, S. Stoynev, M. Velasco, S. Won

**University of Notre Dame, Notre Dame, USA**

L. Antonelli, D. Berry, M. Hildreth, C. Jessop, D.J. Karmgard, J. Kolb, T. Kolberg, K. Lannon, W. Luo, S. Lynch, N. Marinelli, D.M. Morse, T. Pearson, R. Ruchti, J. Slaunwhite, N. Valls, M. Wayne, J. Ziegler

**The Ohio State University, Columbus, USA**

B. Bylsma, L.S. Durkin, J. Gu, C. Hill, P. Killewald, K. Kotov, T.Y. Ling, M. Rodenburg, G. Williams

**Princeton University, Princeton, USA**

N. Adam, E. Berry, P. Elmer, D. Gerbaudo, V. Halyo, P. Hebda, A. Hunt, J. Jones, E. Laird, D. Lopes Pegna, D. Marlow, T. Medvedeva, M. Mooney, J. Olsen, P. Piroué, X. Quan, H. Saka, D. Stickland, C. Tully, J.S. Werner, A. Zuranski

**University of Puerto Rico, Mayaguez, USA**

J.G. Acosta, X.T. Huang, A. Lopez, H. Mendez, S. Oliveros, J.E. Ramirez Vargas, A. Zatserklyaniy

**Purdue University, West Lafayette, USA**

E. Alagoz, V.E. Barnes, G. Bolla, L. Borrello, D. Bortoletto, A. Everett, A.F. Garfinkel, L. Gutay, Z. Hu, M. Jones, O. Koybasi, M. Kress, A.T. Laasanen, N. Leonardo, C. Liu, V. Maroussov, P. Merkel, D.H. Miller, N. Neumeister, I. Shipsey, D. Silvers, A. Svyatkovskiy, H.D. Yoo, J. Zablocki, Y. Zheng

**Purdue University Calumet, Hammond, USA**

P. Jindal, N. Parashar

**Rice University, Houston, USA**

C. Boulahouache, V. Cuplov, K.M. Ecklund, F.J.M. Geurts, B.P. Padley, R. Redjimi, J. Roberts, J. Zabel

**University of Rochester, Rochester, USA**

B. Betchart, A. Bodek, Y.S. Chung, R. Covarelli, P. de Barbaro, R. Demina, Y. Eshaq, H. Flacher, A. Garcia-Bellido, P. Goldenzweig, Y. Gotra, J. Han, A. Harel, D.C. Miner, D. Orbaker, G. Petrillo, D. Vishnevskiy, M. Zielinski

**The Rockefeller University, New York, USA**

A. Bhatti, R. Ciesielski, L. Demortier, K. Goulios, G. Lungu, S. Malik, C. Mesropian, M. Yan

**Rutgers, the State University of New Jersey, Piscataway, USA**

O. Atramentov, A. Barker, D. Duggan, Y. Gershtein, R. Gray, E. Halkiadakis, D. Hidas, D. Hits, A. Lath, S. Panwalkar, R. Patel, A. Richards, K. Rose, S. Schnetzer, S. Somalwar, R. Stone, S. Thomas

**University of Tennessee, Knoxville, USA**

G. Cerizza, M. Hollingsworth, S. Spanier, Z.C. Yang, A. York

**Texas A&M University, College Station, USA**

J. Asaadi, R. Eusebi, J. Gilmore, A. Gurrola, T. Kamon, V. Khotilovich, R. Montalvo, C.N. Nguyen, I. Osipenkov, J. Pivarski, A. Safonov, S. Sengupta, A. Tatarinov, D. Toback, M. Weinberger

**Texas Tech University, Lubbock, USA**

N. Akchurin, C. Bardak, J. Damgov, C. Jeong, K. Kovitanggoon, S.W. Lee, Y. Roh, A. Sill, I. Volobouev, R. Wigmans, E. Yazgan

**Vanderbilt University, Nashville, USA**

E. Appelt, E. Brownson, D. Engh, C. Florez, W. Gabella, M. Issah, W. Johns, P. Kurt, C. Maguire, A. Melo, P. Sheldon, B. Snook, S. Tuo, J. Velkovska

**University of Virginia, Charlottesville, USA**

M.W. Arenton, M. Balazs, S. Boutle, B. Cox, B. Francis, R. Hirosky, A. Ledovskoy, C. Lin, C. Neu, R. Yohay

**Wayne State University, Detroit, USA**

S. Gollapinni, R. Harr, P.E. Karchin, P. Lamichhane, M. Mattson, C. Milstène, A. Sakharov

**University of Wisconsin, Madison, USA**

M. Anderson, M. Bachtis, J.N. Bellinger, D. Carlsmith, S. Dasu, J. Efron, K. Flood, L. Gray, K.S. Grogg, M. Grothe, R. Hall-Wilton, M. Herndon, P. Klabbers, J. Klukas, A. Lanaro, C. Lazaridis, J. Leonard, R. Loveless, A. Mohapatra, F. Palmonari, D. Reeder, I. Ross, A. Savin, W.H. Smith, J. Swanson, M. Weinberg

†: Deceased

1: Also at CERN, European Organization for Nuclear Research, Geneva, Switzerland

2: Also at Universidade Federal do ABC, Santo Andre, Brazil

3: Also at Laboratoire Leprince-Ringuet, Ecole Polytechnique, IN2P3-CNRS, Palaiseau, France

4: Also at Suez Canal University, Suez, Egypt

5: Also at British University, Cairo, Egypt

6: Also at Fayoum University, El-Fayoum, Egypt

7: Also at Soltan Institute for Nuclear Studies, Warsaw, Poland

8: Also at Massachusetts Institute of Technology, Cambridge, USA

9: Also at Université de Haute-Alsace, Mulhouse, France

10: Also at Brandenburg University of Technology, Cottbus, Germany

11: Also at Moscow State University, Moscow, Russia

12: Also at Institute of Nuclear Research ATOMKI, Debrecen, Hungary

13: Also at Eötvös Loránd University, Budapest, Hungary

14: Also at Tata Institute of Fundamental Research - HECR, Mumbai, India

15: Also at University of Visva-Bharati, Santiniketan, India

16: Also at Sharif University of Technology, Tehran, Iran

- 17: Also at Shiraz University, Shiraz, Iran
- 18: Also at Isfahan University of Technology, Isfahan, Iran
- 19: Also at Facoltà Ingegneria Università di Roma "La Sapienza", Roma, Italy
- 20: Also at Università della Basilicata, Potenza, Italy
- 21: Also at Laboratori Nazionali di Legnaro dell' INFN, Legnaro, Italy
- 22: Also at Università degli studi di Siena, Siena, Italy
- 23: Also at California Institute of Technology, Pasadena, USA
- 24: Also at Faculty of Physics of University of Belgrade, Belgrade, Serbia
- 25: Also at University of California, Los Angeles, Los Angeles, USA
- 26: Also at University of Florida, Gainesville, USA
- 27: Also at Université de Genève, Geneva, Switzerland
- 28: Also at Scuola Normale e Sezione dell' INFN, Pisa, Italy
- 29: Also at University of Athens, Athens, Greece
- 30: Also at The University of Kansas, Lawrence, USA
- 31: Also at Institute for Theoretical and Experimental Physics, Moscow, Russia
- 32: Also at Paul Scherrer Institut, Villigen, Switzerland
- 33: Also at University of Belgrade, Faculty of Physics and Vinca Institute of Nuclear Sciences, Belgrade, Serbia
- 34: Also at Gaziosmanpasa University, Tokat, Turkey
- 35: Also at Adiyaman University, Adiyaman, Turkey
- 36: Also at Mersin University, Mersin, Turkey
- 37: Also at Izmir Institute of Technology, Izmir, Turkey
- 38: Also at Kafkas University, Kars, Turkey
- 39: Also at Suleyman Demirel University, Isparta, Turkey
- 40: Also at Ege University, Izmir, Turkey
- 41: Also at Rutherford Appleton Laboratory, Didcot, United Kingdom
- 42: Also at School of Physics and Astronomy, University of Southampton, Southampton, United Kingdom
- 43: Also at INFN Sezione di Perugia; Università di Perugia, Perugia, Italy
- 44: Also at Utah Valley University, Orem, USA
- 45: Also at Institute for Nuclear Research, Moscow, Russia
- 46: Also at Los Alamos National Laboratory, Los Alamos, USA
- 47: Also at Erzincan University, Erzincan, Turkey