

Probing Compressed Bottom Squarks with Boosted Jets and Shape Analysis

Bhaskar Dutta¹, Alfredo Gurrola², Kenichi Hatakeyama³, Will Johns²,
Teruki Kamon^{1,4}, Paul Sheldon², Kuver Sinha⁵, Sean Wu¹, Zhenbin Wu^{3,6}

¹ *Mitchell Institute for Fundamental Physics and Astronomy,*

Department of Physics and Astronomy, Texas A&M University, College Station, TX 77843-4242, USA

² *Department of Physics and Astronomy, Vanderbilt University, Nashville, TN, 37235, USA*

³ *Department of Physics, Baylor University, Waco, TX 76798-7316, USA*

⁴ *Department of Physics, Kyungpook National University, Daegu 702-701, South Korea*

⁵ *Department of Physics, Syracuse University, Syracuse, NY 13244, USA*

⁶ *Department of Physics, University of Illinois at Chicago, Chicago, IL 60607-7059, USA*

A feasibility study is presented for the search of the lightest bottom squark (sbottom) in a compressed scenario, where its mass difference from the lightest neutralino is 5 GeV. Two separate studies are performed: (1) final state containing two VBF-like tagging jets, missing transverse energy, and zero or one b -tagged jet; and (2) final state consisting of initial state radiation (ISR) jet, missing transverse energy, and at least one b -tagged jet. An analysis of the shape of the missing transverse energy distribution for signal and background is performed in each case, leading to significant improvement over a cut and count analysis, especially after incorporating the consideration of systematics and pileup. The shape analysis in the VBF-like tagging jet study leads to a 3σ exclusion potential of sbottoms with mass up to 530 (462) GeV for an integrated luminosity of 300 fb^{-1} at 14 TeV, with 5% systematics and $\text{PU} = 0$ (50).

Introduction - Weak-scale supersymmetry addresses the hierarchy problem, gives gauge coupling unification, and (in R -parity conserving models) provides a robust dark matter (DM) candidate, the lightest neutralino ($\tilde{\chi}_1^0$). As such, it is one of the most widely studied frameworks for physics beyond the Standard Model (SM).

The exclusion bounds on supersymmetric colored particles belonging to the first two generations are already quite strong. For comparable squark (\tilde{q}) and gluino (\tilde{g}) masses, the data eliminates these particles up to approximately 1.5 TeV at 95% C.L. with 20 fb^{-1} of integrated luminosity [1–5].

On the other hand, the bounds on the masses of the colored third generation are much weaker due to smaller production cross section. Given that a new boson consistent with the SM-like Higgs has been observed, with mass in the region of 125 GeV [6], a weakly coupled light scalar must have its mass stabilized against quantum corrections. Probing top squarks (stops) is a high-priority study for the future given its importance in this context.

Since left handed bottom squark (sbottoms, \tilde{b}) and stops come in the same electroweak doublet, it is equally important to search for light sbottoms. Moreover, light sbottoms can play a role in obtaining the correct relic density of a neutralino DM candidate, through coannihilation effects [7]. Sbottom pairs produced from QCD interactions will decay to the lightest superpartner, which we will assume to be a stable neutralino, through the process $\tilde{b} \rightarrow b\tilde{\chi}_1^0$. When the mass difference between the sbottom and the neutralino is large, the b -tagged jet is sufficiently boosted. In that case, the standard procedure for the sbottom search involves final states containing two jets, at least one of which is b -tagged, and large missing transverse energy \cancel{E}_T coming from the neutralino. This

has been the strategy of sbottom searches at CMS and ATLAS.

The current exclusion bounds on sbottoms are as follows. With 20 fb^{-1} of data at 8 TeV, the ATLAS Collaboration has ruled out sbottoms up to 650 GeV, for neutralino masses less than 300 GeV [8], and up to 255 GeV for the mass-degenerate scenario [22]. Similar exclusion bounds have been obtained by the CMS Collaboration when the similar search strategy is employed [3, 21].

The purpose of this paper is to propose a new search strategy for sbottoms in compressed regions of parameter space, where the $m_{\tilde{b}} - m_{\tilde{\chi}_1^0}$ mass difference is small (we have kept this value at 5 GeV throughout this study). The challenge in the compressed region is that both \cancel{E}_T and the p_T of the b -tagged jets become small, due to insufficient boosting of the objects coming from the sbottom decay. We point out that this can be overcome in final state topologies containing two boosted forward jets in opposite hemispheres (reminiscent of vector boson fusion jets). Gluons radiated off of the forward jets can produce sbottoms which decay to b -tagged jets and \cancel{E}_T in the central region of the detector. To balance the high initial p_T of the incoming partons, the centrally produced decay products are boosted, even in the compressed region.

This topology has been proposed by some of the authors as a probe of both colored and non-colored supersymmetric particles. Charged and neutral Wino production followed by decays to $\tilde{\chi}_1^0$ via a light slepton has been studied in [9, 10], while searches for Winos and Higgsinos in the final state of two VBF-tagged jets and \cancel{E}_T has been proposed in [11]. Moreover, top squarks have been studied in the compressed region using this topology [12].

The search strategy using the initial state radiation

(ISR) jet has been already employed by the CMS and ATLAS Collaborations, and has shown a good sensitivity for signals with compressed spectra [3, 22]. We also consider a separate study with final state consisting of an ISR jet, \cancel{E}_T , and at least one b -tagged jet.

In each case, the shapes of the \cancel{E}_T distributions for signal and background are studied using a binned likelihood following the test statistic based on the profile likelihood ratio. We find that shape analysis, compared to a simple cut and count analysis, yields a significant improvement of the compressed sbottom mass reach after incorporating the effects of systematics and pileup.

In the rest of the paper, we present results first from the analysis with VBF-like tagged jets in the final state, and next the analysis with a ISR jet in the final state. We end with our discussions.

VBF-like Tagging Jets Study - For this feasibility study, inclusive $b\bar{b}^*$ + multijets samples are generated with \tilde{b} masses in the range of 15–1000 GeV, keeping $m_{\tilde{b}} - m_{\tilde{\chi}_1^0} \sim 5$ GeV. Both QCD and weak production processes are included. The $\tilde{\chi}_1^0$ in our studies is mostly Bino and the sbottom decays entirely through the canonical channel $\tilde{b} \rightarrow b\tilde{\chi}_1^0$. The other colored particles, neutralinos and charginos are assumed to be much heavier.

Signal and background samples are generated with MADGRAPH5 [13] followed by the parton showering and hadronization with PYTHIA [14] and the detector simulation using DELPHES [15]. One advantage of the DELPHES simulation is that it can simulate pileup pp interactions, which was not possible with other fast simulation programs available in the HEP community. We used the Snowmass detector configuration as defined in [16], which represents the typical performance of the CMS and ATLAS detectors. We perform a 14 TeV study for pileup PU = 0, 50, and 140 scenarios, with an assumption of 5% systematics on the signal and background.

Given the compressed spectrum, we explored the sensitivity with two VBF-like tagged jets and large missing transverse energy final state. We also found that with the VBF-like event signature, the b jets from the sbottom decays also get boosted in the central part of the detector, providing another approach for probing this compressed signal. Overall, two studies are performed: (1) final state with two VBF-like tagged jets, \cancel{E}_T and zero b -tagged jet and (2) final state with two VBF-like tagged jets, \cancel{E}_T , and one b -tagged jet.

The cuts employed are as follows.

- (1) \cancel{E}_T - \cancel{E}_T asymmetry cut: the condition

$$\frac{|\cancel{E}_T - \cancel{E}_T|}{\cancel{E}_T + \cancel{E}_T} < 0.2 \text{ (0.5) for PU} = 0(140) \quad (1)$$

is imposed to protect against occasional loss of high p_T jets due to the aggressive pileup subtraction in DELPHES. Here, \cancel{E}_T is defined as the negative vectorial sum of jets with $p_T \geq 30$ GeV, muons, electrons, and photons. The \cancel{E}_T was found to less pileup dependant, and used instead of \cancel{E}_T in this analysis.

- (2) Boosted jet cuts: the event is required to have the presence of at least two jets (j_1, j_2) satisfying: (i) $p_T(j_1) \geq 50(200)$ GeV and $p_T(j_2) \geq 50(100)$ GeV for PU = 0(140) in $|\eta| \leq 5$; (ii) $|\Delta\eta(j_1, j_2)| > 4.2$; (iii) $\eta_{j_1}\eta_{j_2} < 0$; (iv) dijet invariant mass $M_{j_1j_2} > 1500$ GeV; (v) missing transverse energy $\cancel{E}_T > 50$ GeV.

- (3) Vetoes: We veto electrons, muons and tau-tagged jets. In the final state study with two VBF-like tagged jets, \cancel{E}_T and zero b -tagged jet, a b -tagged jet veto is also applied at this stage.

- (4) b -tagged jet requirements (for 1 b -tagged jet study): For the tagged jets plus \cancel{E}_T plus b study, we require exactly one tight b -tagged jet in the final state, with $p_T < 80$ GeV to suppress the $t\bar{t}$ background.

- (5) \cancel{E}_T cut: We require $\cancel{E}_T > 200$ GeV.

- (6) $\Delta\phi_{jj}$: From the search for invisible Higgs boson in the vector boson fusion at CMS [20], the QCD background is reduced to a low level by requiring the azimuthal separation between the VBF-tagged jets to be small. Here, we require $\Delta\phi_{jj} < 1.8$.

The cut flow table for the benchmark point for PU = 0 in the VBF-like tagged jets, \cancel{E}_T , and zero b -tagged jet study is presented in Table I.

TABLE I: Cut flow table for $m_{\tilde{b}} = 500$ GeV with PU = 0, in the final state with two VBF-like tagged jets, \cancel{E}_T , and zero b -tagged jets.

Selection	Signal (pb)	Background (pb)
Boosted jets	$5.6 \cdot 10^{-3}$	10.2
b -tagged jet veto	$5.5 \cdot 10^{-3}$	9.8
Lepton veto	$5.4 \cdot 10^{-3}$	6.5
$\cancel{E}_T > 200$	$3.3 \cdot 10^{-3}$	0.6
$\Delta\phi$	$2.1 \cdot 10^{-3}$	0.25

Figure 1 shows the distributions of \cancel{E}_T normalized to unity for signal (green dotted histogram) and the dominant $V(W, Z)$ +jets background (black solid histogram) after all selections except \cancel{E}_T requirement, for the benchmark point with $m_{\tilde{b}} = 500$ GeV, $m_{\tilde{\chi}_1^0} = 495$ GeV, in the case of PU = 0 for the VBF-like tagged jets plus \cancel{E}_T study. Based on this distribution, and similar \cancel{E}_T distributions for the VBF-like tagged jets, \cancel{E}_T , plus one b -tagged jet study, a shape analysis was performed with different pileup scenarios. A local p-value is calculated as the probability under a background only hypothesis to obtain a value of the test statistic as large as that obtained with a signal plus background hypothesis. The significance z is then determined as the value at which the integral of a Gaussian between z and ∞ results in a value equal to the local p-value.

In Figure 2, we show the significances of the compressed scenario with $m_{\tilde{b}} - m_{\tilde{\chi}_1^0} = 5$ GeV, at 300 fb^{-1} with the cut and count method (left panel) and the shape analysis (right panel), using joint likelihood to combine

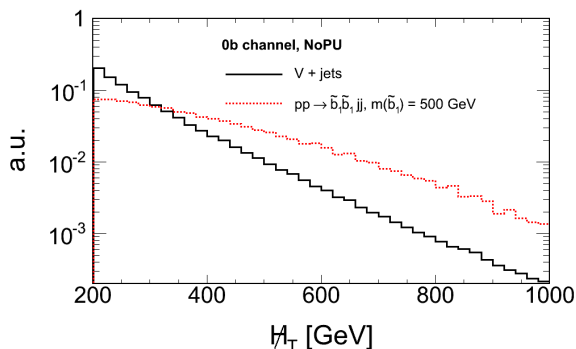


FIG. 1: Distributions of \cancel{H}_T normalized to unity for signal (green dotted histogram) and dominant V +jets background (black solid histogram) after all selections except \cancel{H}_T requirement, for the benchmark point with $m_{\tilde{b}} = 500$ GeV, $m_{\tilde{\chi}_1^0} = 495$ GeV, in the case of $PU = 0$, for the channel with VBF-like tagged jets, \cancel{H}_T , and zero b -tagged jet.

the studies with and without b -tagged jets. A systematic uncertainty of 5% is uniformly assumed. From top to bottom, the black solid, red dashed, and green dotted curves show the cases of $PU = 0, 50$, and 140 , respectively. The red solid horizontal lines denote the 3σ and 1.69σ levels. The shape analysis leads to a 3σ exclusion potential of sbottoms with mass up to 530 (462) GeV with 5% systematics and $PU = 0$ (50). (The 95% CL exclusion reach for the $PU = 50$ case at 300 fb^{-1} is 541 GeV.) For the most conservative $PU = 140$ case, using the shape (cut and count) analysis, it is possible to probe compressed sbottoms at the 3σ level up to $m_{\tilde{b}} = 380$ (300) GeV.

ISR Monojet study - We now turn to our second analysis, in which the final state consists of an initial state radiation (ISR) jet, \cancel{H}_T , and at least one b -tagged jet. Our analysis mostly follows [19], which studied this scenario with selections optimized for the 8 TeV LHC. The event selection is as follows. The \cancel{H}_T asymmetry cut is applied as above to protect against occasional loss of high p_T jets due to pileup subtraction. The leading jet is required to be non b -tagged, and have $p_T > 120$ GeV. At least one b -tagged jet with $p_T > 25$ GeV and $|\eta| < 2.5$ is required. The leading b -tagged jet is required to satisfy $p_T(b_1) < 100$ GeV, with $\Delta\phi(p_T(b_1), \cancel{E}_T) < 1.8$. Leptons are vetoed. We also require $\cancel{H}_T \geq 430$ GeV, and the top quark transverse mass to satisfy $M_T^t > 200$ GeV.

The \cancel{H}_T distribution (after all cuts except \cancel{H}_T cut), normalized to unity, for signal (red dotted histogram) and dominant V +jets background (black solid histogram) is shown in Figure 3 for $m_{\tilde{b}} = 500$ GeV and $m_{\tilde{\chi}_1^0} = 495$ GeV, in the case of $PU = 0$.

A shape analysis is performed following the method described above. This yields the significance plot shown in Figure 4 for $m_{\tilde{b}} - m_{\tilde{\chi}_1^0} = 5$ GeV with 300 fb^{-1} of data. From top to bottom, the black solid, red dashed, and green dotted lines show the cases of $PU = 0, 50$, and

140 , respectively. The red solid horizontal lines denote the 3σ and 1.69σ levels. In the ISR + b -tagged jets study, we found the 3σ level reach to be 250 GeV for the $PU = 0$ case.

Discussion of Snowmass Simulation- For the study with VBF-like tagged jets, we have performed a joint analysis of the zero and one b -tagged jet final states and displayed the exclusion reach in the right panel of Figure 2. Figure 5 shows the separate significances in the two final states, after shape analysis, assuming $PU = 0$ and a systematic uncertainty of 5%. It is clear that the performance is dominated by the zero b -tagged jet channel, due to the small mass difference of 5 GeV between the sbottom and $\tilde{\chi}_1^0$. For larger mass difference, it is expected that the final state containing one b -tagged jet would perform better.

In the one b -tagged jet analysis, we found that the b -tagging efficiency at low p_T is critical in probing compressed scenarios. From the Snowmass detector simulation, the efficiency of b -tagging reach 60% at jet p_T around 100 GeV [16], while the CMS and ATLAS have showed the ability to tag b jet with 60% efficiency for jets with p_T above 30 GeV [17, 23]. Thus the VBF-like tagged jet plus one b -tagged jet analysis can be significantly improved with more efficient and robust b -tagging.

Figures 2 and 4 shows the degradation in significance with higher number of pileup for both VBF-like and Monojet analysis. From [24], the expected jet performance of the CMS detector in pileup of 50 is comparable with the performance simulated in the Snowmass sample [16], while the Snowmass samples have much degraded performance in the 140 pileup condition. With the upgraded CMS and ATLAS detectors optimized for the high-luminosity LHC condition and development in the pileup mitigation technique, we are expecting better physics object performance in the 140 pileup scenario and thus improved reach of sbottoms in the 140 pileup condition at HL-LHC.

Conclusions - The main result of this paper is that the boosted jet topology can provide a feasible strategy to search for compressed bottom squarks with mass difference of sbottom and lightest neutralino being 5 GeV. A shape based analysis is used to estimate the significances. There is 3σ exclusion potential up to 530 (462) GeV for an integrated luminosity of 300 fb^{-1} at 14 TeV, with 5% systematics and $PU = 0$ (50). We also performed an ISR + b -tagged jet study, and found the exclusion reach to be 250 GeV for $PU = 0$.

Acknowledgements - This work is supported in part by DOE Grant No. DE-FG02-13ER42020 and DE-FG02-12ER41848 and NSF Award PHY-1206044. T.K. was also supported in part by Qatar National Research Fund under project NPRP 5 - 464 - 1 - 080. K.S. is supported by NASA Astrophysics Theory Grant NNN12ZDA001N. Z.W. is supported by National Science Foundation under Grant No. PHY-1306951. Z.W. would like to thank Richard Cavanaugh for useful discussions.

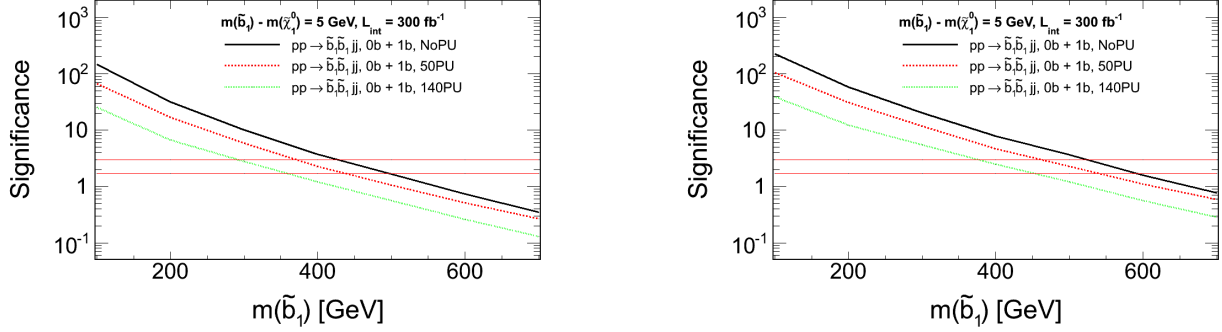


FIG. 2: The exclusion reach for the compressed sbottom scenario with $m_{\tilde{b}} - m_{\tilde{\chi}_1^0} = 5$ GeV. A systematic uncertainty of 5% is assumed throughout. **Left panel:** The significance at 300 fb^{-1} as a function of $m_{\tilde{b}}$ in the cut and count method, for the joint studies with and without b -tagged jets. From top to bottom, the black solid, red dashed, and green dotted lines show the cases of PU = 0, 50, and 140, respectively. The red solid horizontal lines denote the 3σ and 1.69σ levels. **Right panel:** The significance at 300 fb^{-1} as a function of $m_{\tilde{b}}$ with the shape analysis method, for the joint studies with and without b -tagged jets. The legend is identical to the left panel.

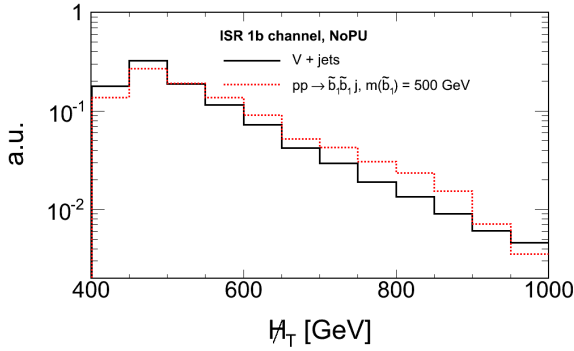


FIG. 3: **ISR + b -tagged jet study:** Distributions of H_T normalized to unity for signal (red dotted histogram) and dominant V +jets background (black solid histogram) after all selections except H_T requirement, for the benchmark point with $m_{\tilde{b}} = 500$ GeV, $m_{\tilde{\chi}_1^0} = 495$ GeV, in the case of PU = 0, for the channel with ISR jet, one b -tagged jet, and m_{ht} .

-
- [1] ATLAS Collaboration, Phys. Rev. D **87**, 012008 (2013) [arXiv:1208.0949 [hep-ex]].
- [2] ATLAS Collaboration, J. High Energy Phys. **07**, 167 (2012) [arXiv:1206.1760 [hep-ex]].
- [3] CMS Collaboration, arXiv:1503.08037 [hep-ex].
- [4] CMS Collaboration, Phys. Rev. Lett. **109**, 171803 (2012) arXiv:1207.1898 [hep-ex].
- [5] ATLAS Collaboration, ATLAS-CONF-2013-047.
- [6] CMS Collaboration, Phys. Lett. B **716**, 30 (2012); ATLAS Collaboration, Phys. Lett. B **716**, 1 (2012).
- [7] K. Griest and D. Seckel, Phys. Rev. D **43**, 3191 (1991).
- [8] ATLAS Collaboration, J. High Energy Phys. **10**, 189 (2013) [arXiv:1308.2631 [hep-ex]].
- [9] B. Dutta, A. Gurrola, W. Johns, T. Kamon, P. Sheldon and K. Sinha, Phys. Rev. D **87**, 035029 (2013).
- [10] G. -C. Cho, K. Hagiwara, J. Kanzaki, T. Plehn, D. Rainwater and T. Stelzer, Phys. Rev. D **73**, 054002 (2006); A. Datta, P. Konar and B. Mukhopadhyaya, Phys. Rev. D **65**, 055008 (2002); Phys. Rev. Lett. **88**, 181802 (2002);
- [11] A. G. Delannoy, B. Dutta, A. Gurrola, W. Johns, T. Kamon, E. Luiggi, A. Melo and P. Sheldon *et al.*, Phys. Rev. Lett. **111**, 061801 (2013).
- [12] B. Dutta, W. Flanagan, A. Gurrola, W. Johns, T. Kamon, P. Sheldon, K. Sinha and K. Wang *et al.*, arXiv:1312.1348 [hep-ph].
- [13] J. Alwall, M. Herquet, F. Maltoni, O. Mattelaer and T. Stelzer, J. High Energy Phys. **06**, 128 (2011) [arXiv:1106.0522 [hep-ph]].

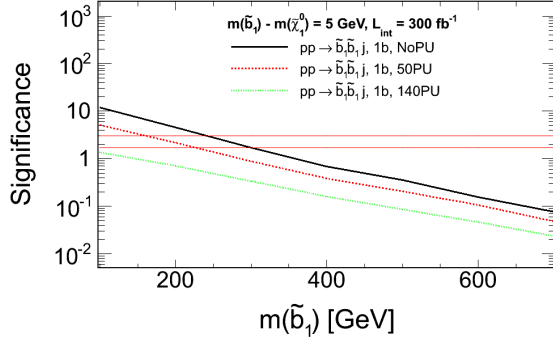


FIG. 4: **ISR + b -tagged jet study:** The exclusion reach is shown for the compressed sbottom scenario with $m_{\tilde{b}} - m_{\tilde{\chi}_1^0} = 5$ GeV, for the channel with ISR jet, at least one b -tagged jet, and m_{ht} . The significance at 300 fb^{-1} as a function of $m_{\tilde{b}}$ after shape analysis is displayed. A systematic uncertainty of 5% is assumed. From top to bottom, the black solid, red dashed, and green dotted lines show the cases of PU = 0, 50, and 140, respectively. The red solid horizontal lines denote the 3σ and 1.69σ levels.

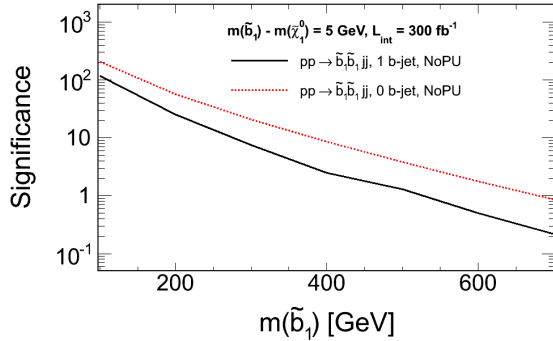


FIG. 5: **VBF-like tagging jets study:** A comparison of the exclusion reach with $m_{\tilde{b}} - m_{\tilde{\chi}_1^0} = 5$ GeV, for final states containing zero b -tagged jet (red dotted curve) and one b -tagged jet (black solid line), along with the VBF-like tagged jets and $\cancel{H}\cancel{T}$. The significance at 300 fb^{-1} is given as a function of $m_{\tilde{b}}$ after shape analysis, assuming PU = 0 and a systematic uncertainty of 5%.

- [14] T. Sjostrand, S. Mrenna and P. Z. Skands, J. High Energy Phys. **05**, 026 (2006) [hep-ph/0603175].
- [15] J. de Favereau *et al.* [DELPHES 3 Collaboration], J. High Energy Phys. **02**, 057 (2014) [arXiv:1307.6346 [hep-ex]].
- [16] J. Anderson, A. Avetisyan, R. Brock, S. Chekanov, T. Cohen, N. Dhingra, J. Dolen and J. Hirschauer *et al.*, arXiv:1309.1057 [hep-ex].
- [17] CMS Collaboration, CMS PAS BTV-13-001.
- [18] CMS Collaboration, CERN-LHCC-2012-016; CMSTDR-11.
- [19] E. Alvarez and Y. Bai, J. High Energy Phys. **08**, 003 (2012) [arXiv:1204.5182 [hep-ph]].
- [20] CMS Collaboration, Eur. Phys. J. C **74**, 2980 (2014) [arXiv:1404.1344 [hep-ex]].
- [21] CMS Collaboration, J. High Energy Phys. **06**, 116 (2015) [arXiv:1503.08037 [hep-ex]].
- [22] ATLAS Collaboration, Phys. Rev. D **90**, no. 5, 052008 (2014) [arXiv:1407.0608 [hep-ex]].
- [23] ATLAS Collaboration, ATLAS-CONF-2014-004; ATLAS-COM-CONF-2014-003.
- [24] J. Butler, D. Contardo, M. Klute, J. Mans and L. Silvestris, CERN-LHCC-2015-010; LHCC-P-008.