

Spatial kinematics of Brightest Cluster Galaxies and their close companions from Integral Field Unit spectroscopy[★]

S. Brough,^{1†} K.-V. Tran,^{2,3} R. G. Sharp,¹ A. von der Linden⁴ and Warrick J. Couch⁵

¹Australian Astronomical Observatory, PO Box 296, Epping, NSW 1710, Australia

²George P. and Cynthia W. Mitchell Institute for Fundamental Physics and Astronomy, Department of Physics and Astronomy, Texas A&M University, College Station, TX 77843, USA

³Institute for Theoretical Physics, University of Zürich, CH-8057 Zürich, Switzerland

⁴Kavli Institute of Particle Astrophysics and Cosmology (KIPAC), Stanford University, 452 Lomita Mall, Stanford, CA 94305, USA

⁵Centre for Astrophysics and Supercomputing, Swinburne University, PO Box 218, Hawthorn, VIC 3122, Australia

Accepted 2011 April 5. Received 2011 April 4; in original form 2011 February 21

ABSTRACT

We present Integral Field Unit (IFU) spectroscopy of four brightest cluster galaxies (BCGs) at $z \sim 0.1$. Three of the BCGs have close companions within a projected radius of 20 kpc and one has no companion within that radius. We calculate the dynamical masses of the BCGs and their companions to be $1.4 \times 10^{11} < M_{\text{dyn}}(M_{\odot}) < 1.5 \times 10^{12}$. We estimate the probability that the companions of the BCGs are bound using the observed masses and velocity offsets. We show that the lowest mass companion (1:4) is not bound while the two nearly equal mass (1:1.45 and 1:1.25) companions are likely to merge with their host BCGs in 0.35 Gyr in major, dry mergers. We conclude that some BCGs continue to grow from major merging even at $z \sim 0$. We analyse the stellar kinematics of these systems using the λ_R parameter developed by the SAURON team. This offers a new and unique means to measure the stellar angular momentum of BCGs and make a direct comparison to other early-type galaxies. The BCGs and their companions have similar ellipticities to those of other early-type galaxies but are more massive. We find that not all these massive galaxies have low λ_{R_e} as one might expect. One of the four BCGs and the two massive companions are found to be fast-rotating galaxies with high angular momentum, thereby providing a new test for models of galaxy evolution and the formation of intracluster light.

Key words: galaxies: clusters: general – galaxies: elliptical and lenticular, cD – galaxies: evolution – galaxies: kinematics and dynamics.

1 INTRODUCTION

Brightest Cluster Galaxies (BCGs) include the most massive galaxies in the Universe. Models of hierarchical structure formation naturally feature the ongoing growth of the most massive galaxies by mergers (Peebles & Yu 1970), and BCGs are predicted to have undergone more mergers than less massive galaxies (e.g. De Lucia & Blaizot 2007). Thus determining the merging history of BCGs is a particularly sensitive test of current formation models. As the semi-analytic models of Bower et al. (2006), Croton et al. (2006) show, massive galaxies are overproduced in N -body dark matter cosmological simulations, and feedback mechanisms are required to bring the luminosity function into agreement with observations. Tracing

the recent assembly history of BCGs is vital to future development of galaxy formation models.

Observationally the evidence for BCG growth is contradictory; studies of the luminosities and stellar masses of BCGs show little evolution in mass since $z \sim 1$ –1.5 (e.g. Brough et al. 2002; Collins et al. 2009) and their steep metallicity gradients are consistent with passive evolution since $z \sim 2$ (Brough et al. 2007). However, the large radii and low surface brightnesses of BCGs compared to normal elliptical galaxies are consistent with products of major, dissipationless mergers (e.g. Oegerle & Hoessel 1991; Brough et al. 2005; von der Linden et al. 2007; Lauer et al. 2007). Their sizes and velocity dispersions may have also evolved faster than less massive early-type galaxies since $z \sim 0.3$ (Bernardi 2009 although, cf. Stott et al. 2011). While BCGs are frequently observed to have multiple nuclei and close companions (e.g. Schneider, Gunn & Hoessel 1983), there are only a few examples where the companions have spectroscopically been confirmed to be bound (e.g. Tran et al. 2008; Rasmussen et al. 2010). BCG merger histories are

[★]Based on VLT service mode observations (Programme 381.B-0728) gathered at the European Southern Observatory, Chile.

[†]E-mail: sb@aao.gov.au

also strongly linked to the formation of intracluster light (ICL) as it is likely that a fraction of any galaxy merging with the BCG ends up in the ICL (e.g. Conroy, Wechsler & Kravtsov 2007; Puchwein et al. 2010).

Integral Field Unit (IFU) spectroscopy has opened a new parameter space in which to analyse the stellar kinematics of early-type galaxies. The SAURON team have developed a new parameter, λ_R , which utilizes the increased spatial information from IFU spectroscopy to quantify the observed stellar angular momentum in galaxies (Emsellem et al. 2007); high-mass ($M_{\text{dyn}} > 2 \times 10^{11} M_{\odot}$) early-type galaxies are dominated by slow rotators with low angular momentum, while lower mass early-type galaxies tend to be fast rotators with high angular momentum. While this parameter provides a unique way to compare the stellar kinematics of BCGs to those of other early-type galaxies, the SAURON sample has only three galaxies with $M_{\text{dyn}} > 6 \times 10^{11} M_{\odot}$ and only includes one BCG (M87). Observations of BCG stellar kinematics to date have been limited to long-slit spectroscopy, (e.g. Kelson et al. 2002). The majority of BCGs do not show significant rotation in these observations, but a small number of massive BCGs are observed to undergo some rotation about their major axes (e.g. Brough et al. 2007; Loubser et al. 2008) thus it remains unclear as to what angular momentum BCGs have.

In this Letter we present the first targeted observations of BCG stellar kinematics from IFU spectroscopy of three BCGs with close companions and one control BCG with no close companion. We use the kinematic information to undertake a detailed analysis of whether the systems are likely to merge. We then map the stellar kinematics of the BCGs and their companions and classify their angular momentum compared to the early-type galaxies of the SAURON sample.

Throughout this letter we assume a Hubble constant of $H_0 = 70 \text{ km s}^{-1} \text{ Mpc}^{-1}$ and $\Omega_M = 0.3$, $\Omega_{\Lambda} = 0.7$.

2 OBSERVATIONS

In von der Linden et al. (2007), a sample of 625 BCGs ($z \leq 0.1$) were selected from the C4 cluster catalogue (Miller et al. 2005) of the Third Data Release of the Sloan Digital Sky Survey (SDSS; York et al. 2000). We have visually identified those BCGs with companions within ~ 10 arcsec (18 kpc at $z \sim 0.1$). Around 20 per cent of the sample have visually identified massive companions within ~ 10 arcsec. We observed three BCGs with companions, plus a fourth with no companion within the same radius as a ‘control’ object. The properties of the four host clusters are described in Table 1.

The BCGs were observed in 2008 April and May with VIMOS. VIMOS was used in the IFU mode with the high-resolution, blue grism and a spatial sampling of $0.67 \text{ arcsec pixel}^{-1}$. This gives a field of view of $27 \times 27 \text{ arcsec}^2$ and a wavelength range of 4200–6200 Å, with spectral resolution of 2.1 Å at 5100 Å (corresponding to $\sigma_{\text{inst}} = 52 \text{ km s}^{-1}$). Observations were made during dark time,

Table 1. Properties of clusters from von der Linden et al. (2007).

Cluster	RA	Dec.	σ km s^{-1}	$\text{Log}(M_{\text{dyn}})$ M_{\odot}
1050	13:44:25.80	+02:06:35.7	514	14.33
1027	12:47:42.47	−00:08:14.1	1019	15.21
1066	13:31:10.83	−01:43:48.9	814	14.92
2086	23:22:56.37	−10:02:44.1	599	14.52

with an average seeing of 0.7 arcsec (FWHM). Each BCG field was observed for $3 \times 1150 \text{ s}$.

Initial data reduction was achieved using the VIPGI pipeline (Scodreggio et al. 2005). The wavelength calibration is accurate to 0.09 Å (from the 5577 Å sky line). Each observation consists of three dithered exposures split into four quadrants. For each quadrant, a sky background spectrum was calculated by taking the median over pixels without galaxy light. The three exposures were combined with a 5σ -clipped mean. We used the two-dimensional adaptive spatial binning code of Cappellari & Copin (2003) to rebin pixels to a minimum S/N of 10 per pixel.

The stellar kinematics (velocity, V , and line-of-sight velocity dispersion, σ) of each galaxy were computed from the spectra of each bin, using a penalized pixel fitting scheme, (pPXF; Cappellari & Emsellem 2004) and the Medium-Resolution Isaac Newton Telescope Library of Empirical Spectra (MILES; Sánchez-Blázquez et al. 2006) evolutionary stellar population templates. These templates cover a similar wavelength range to VIMOS and have a similar spectral sampling (FWHM = 1.8 Å). We determined the optimal penalty value of 0.2 for pPXF by requiring the maximum bias in the GaussDHermite parameters h3 and h4 to be equal to rms/3, where the rms is the scatter of the measurements obtained from Monte Carlo simulations with the adopted S/N and a well-resolved stellar dispersion $\sigma > 180 \text{ km s}^{-1}$. The choice of penalty value does not significantly alter the result. As an external check we compare the velocity measured in a central aperture of 3 arcsec for each galaxy with those from SDSS. This gives a mean difference for the three BCGs and three companion galaxies with SDSS redshifts (Table 2) of $c_{\text{ZIFU}} - c_{\text{ZSDSS}} = 37 \pm 58 \text{ km s}^{-1}$.

3 RESULTS

3.1 Are the companions bound?

We first examine whether the companions are bound to the BCGs. We estimate the probability of the systems being bound by considering the solid angles over which the systems would be bound, given the observed velocities and masses ($M_{\text{dyn}} = 5R_e\sigma_e^2/G$; Cappellari et al. 2006; Table 2) and the Newtonian binding criterion that a two-body system is bound if the potential energy of the system is equal to or greater than the kinetic energy (e.g. Beers, Geller & Huchra 1982; Brough et al. 2006).

We first analyse the 2086 system which has a relatively low-mass companion. The 2086 system is separated by a projected distance of 24 kpc ($2.2R_{e,\text{BCG}}$), 565 km s^{-1} and a mass ratio of 4:1. This system is only likely to be bound at the 0.1 per cent level, suggesting that the low-mass companion is not bound to the BCG and is unlikely to merge.

Examining the systems with massive companions: the 1027 companion is at a projected distance of 18.1 kpc ($2.3R_{e,\text{BCG}}$) and 261 km s^{-1} from the BCG and has a mass ratio of 1.45:1. This system is likely to be bound at the 61 per cent level, with a 99.993 per cent probability that the companion is on a bound inbound orbit. The 1066 system is separated by a projected distance of 17.5 kpc ($1.6R_{e,\text{BCG}}$) and 32 km s^{-1} and a mass ratio of 1.25:1. It is likely to be bound at the 98 per cent level with a similarly high 99.989 per cent probability that the companion is falling into the BCG. These probabilities suggest that these systems are likely to merge. The 1027 and 1066 systems are observed to have luminosity residuals characteristic of interactions in the surface brightness analysis of C4 BCGs by Liu et al. (2009; using the Data Release 2 version of the C4 cluster catalogue these clusters are identified as 1026 and 1055).

Table 2. Properties of BCGs from von der Linden et al. (2007), SDSS and IFU data. $\text{Log}(M_{\text{vDL}}^*)$ is the stellar mass from von der Linden et al. (2007), measured from Petrosian magnitudes. z_{SDSS} , $R_{\text{e,SDSS}}$ and ϵ_{SDSS} are the redshift, effective radius (radius containing 50 per cent of the Petrosian flux) and ellipticity (measured from the flux-weighted second moments, Q and U) from the SDSS. z_{IFU} , $\lambda_{R,\text{IFU}}$, $\sigma_{\text{e,IFU}}$ and $\text{Log}(M_{\text{dyn,IFU}})$ are the redshift, λ , velocity dispersion and dynamical mass measurements within $R_{\text{e,SDSS}}$ from the IFU data. BCG 1027 has no redshift measured in SDSS.

Galaxy	$\text{Log}(M_{\text{vDL}}^*)$ M_{\odot}	z_{SDSS}	$R_{\text{e,SDSS}}$ arcsec	ϵ_{SDSS} $1 - (b/a)$	z_{IFU}	$\lambda_{R,\text{IFU}}$	$\sigma_{\text{e,IFU}}$ km s^{-1}	$\text{Log}(M_{\text{dyn,IFU}})$ M_{\odot}
BCG 1050	11.66	0.0721	6.29	0.066	0.0722	0.085 ± 0.005	399 ± 2	12.20 ± 0.55
BCG 1027	11.34	–	4.64	0.093	0.0894	0.104 ± 0.009	263 ± 2	11.80 ± 0.29
Comp 1027	–	0.0908	3.71	0.035	0.0909	0.248 ± 0.004	224 ± 4	11.57 ± 0.20
BCG 1066	11.36	0.0836	7.03	0.100	0.0837	0.181 ± 0.006	232 ± 3	11.84 ± 0.26
Comp 1066	–	0.0836	7.23	0.312	0.0836	0.569 ± 0.006	231 ± 3	11.85 ± 0.28
BCG 2086	11.25	0.0840	4.63	0.083	0.0840	0.090 ± 0.006	266 ± 8	11.78 ± 0.46
Comp 2086	–	0.0830	1.51	0.024	0.0819	–	228 ± 3	11.15 ± 0.41

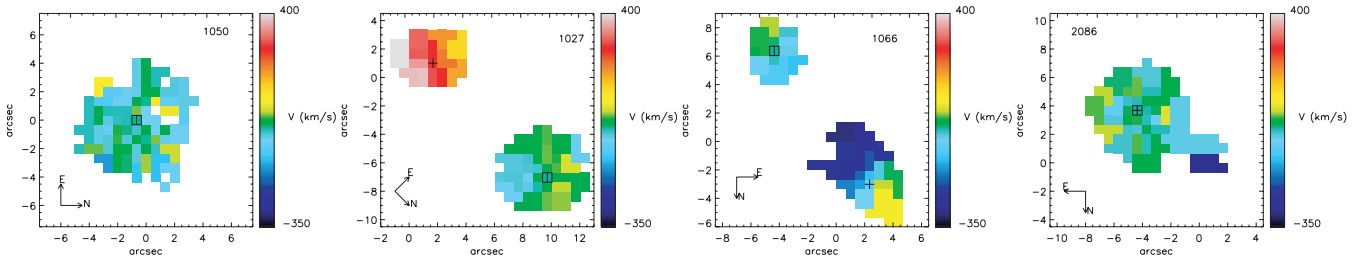


Figure 1. Velocity maps scaled to 15×15 arcsec. Left to right: control BCG 1050 and BCGs 1027, 1066 and 2086. The centres of the BCGs are indicated by squares and the companions by crosses. The orientation of the images is given by the arrows. The BCGs in clusters 1027, 1050 and 2086 do not appear to be rotating, while the massive BCG companions and the BCG in cluster 1066 appear to rotate.

In contrast, the 2086 system does not make their merger candidate sample. Our detailed, kinematic analysis provides support for their photometric method of selecting merger candidates. The dynamical friction formula of Boylan-Kolchin, Ma & Quataert (2008) suggests that, depending on the eccentricity of the orbit, these systems would take between 0.2 and 0.35 Gyr to merge, consistent with estimates made using a variety of methods by Liu et al. (2009). There are no emission lines in our spectra so these are likely to be dry mergers. The companion galaxies also have very high dynamical masses, meaning that if they merge they will undergo nearly equal-mass major mergers.

This is concrete evidence that some BCGs continue to grow by major, dry, mergers, even at $z \sim 0$.

3.2 Stellar kinematics

We present two-dimensional velocity maps in Fig. 1. The lack of a well-ordered velocity gradient across the face of BCGs 1027, 1050 and 2086 suggest that they do not rotate, as would be expected for massive early-type galaxies. In contrast, BCG 1066 and the two massive companion galaxies appear to be rotating. The low S/N of the BCG 2086 companion precludes detailed kinematical analysis.

We quantify the angular momentum of these systems and how that relates to other early-type galaxies using the SAURON λ_R parameter (Emsellem et al. 2007). λ_R was developed as a proxy for the observed projected stellar angular momentum per unit mass: $\lambda_R = \langle R|V| \rangle / \langle R\sqrt{V^2 + \sigma^2} \rangle$. R is the observed distance to the centre of the galaxy, V the velocity and σ the line-of-sight velocity dispersion. The brackets correspond to a flux-weighted sky average. λ_R tends to unity when the mean stellar rotation dominates. We estimate the error in λ_R through a 10 000 iteration Monte Carlo

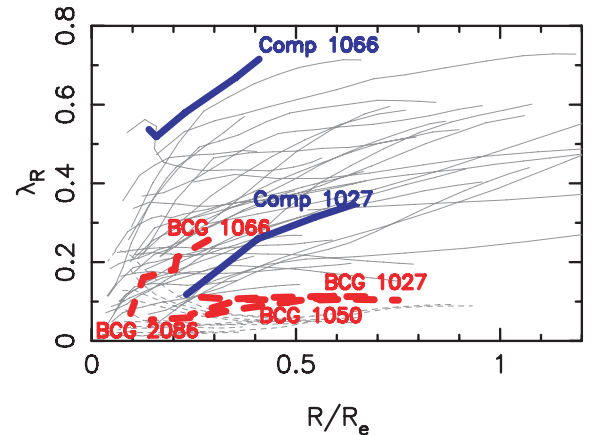


Figure 2. Radial λ_R profile for the four BCGs (thick red dashed lines) and two massive companion galaxies (thick blue lines). The 48 early-type galaxies of the SAURON sample are shown in grey thin lines with fast (slow) rotators shown by the solid (dashed) lines. BCGs 1027, 1050 and 2086 are consistent with the slow rotators of the SAURON sample whilst BCG 1066 and the companion galaxies are consistent with the fast rotators.

simulation of the measured errors in V and σ on λ_R and find the error to be of the order of a few per cent.

We show λ_R profiles for our galaxies compared to the 48 SAURON early-type galaxies in Fig. 2. The profiles of BCGs 1027, 1050 and 2086 are consistent with the slow rotators of the SAURON sample while BCG 1066 and the massive companion galaxies are consistent with the fast rotators. We note that the data for BCG 1066 only reach a small fraction of its effective radius and this profile could turn over at larger radii. However, the steep profile is unlikely to be due to a kinematically distinct core (KDC) as these are

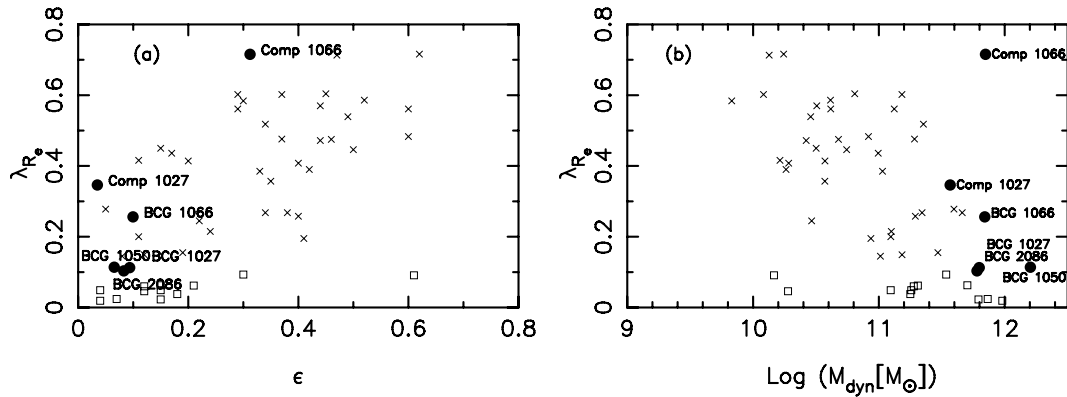


Figure 3. λ_{R_e} versus (a) ellipticity, ϵ , and (b) dynamical mass, M_{dyn} , for the four BCGs and two massive companion galaxies (solid points) with the typical uncertainty given by the error bar. The 48 early-type galaxies of the SAURON sample are divided into fast rotators (crosses) and slow rotators (squares). BCGs 1027, 1050 and 2086 are consistent with the SAURON slow rotators while BCG 1066 and the companion galaxies are consistent with the fast rotators. The BCGs and their companions are rounder and more massive than the majority of the SAURON sample.

generally \sim kpc sized (Emsellem et al. 2007) and would only be visible within $0.1R_e$ for BCG 1066.

We take a measure of λ_R at the effective radius, λ_{R_e} , or the largest radius in our data (cf. Emsellem et al. 2007; Table 2). BCGs 1027, 1050 and 2086 have similar λ_{R_e} values. In contrast, BCG 1066 and the massive companions have significantly higher values. Fig. 3 illustrates where our systems lie with respect to the SAURON sample in terms of their ellipticity (from SDSS) and dynamical mass. The BCGs have low ellipticities compared to the SAURON galaxies. We find them to have high dynamical masses showing that we are probing the massive end of the galaxy distribution. The low λ_{R_e} of control BCG 1050 and BCGs 1027 and 2086 is consistent with the slow-rotating SAURON galaxies while the high λ_{R_e} of BCG 1066 and the companion galaxies is consistent with the fast-rotating SAURON sample.

4 DISCUSSION

We observe here two BCGs at $z \sim 0.1$ that are undergoing major mergers. This is evidence that some BCGs grow via major dissipationless merging even at $z \sim 0$. We also show that one BCG with a close companion in projection is not bound, demonstrating the need for kinematic analysis.

These observations are in contrast to studies that claim BCGs have not increased in mass since $z \sim 1$ (e.g. Whiley et al. 2008; Collins et al. 2009; Stott et al. 2010). However, high-resolution hydrodynamical simulations predict that in a major merger with a BCG, not all the companion galaxy merges with the BCG; 50–80 per cent of its mass will join the ICL (Conroy et al. 2007; Puchwein et al. 2010). We therefore infer that most of the stellar mass from late major merging goes into the ICL. This is consistent with observational measurements of the ICL by Gonzalez, Zabludoff & Zaritsky (2005).

With IFU observations we open a new parameter space with which to test BCG formation models. Our very massive BCGs complement the SAURON results (in which there are only three massive galaxies $M_{\text{dyn}} > 6 \times 10^{11} M_{\odot}$; Emsellem et al. 2007; Fig. 3) and the upcoming ATLAS3D results which, being a volume-limited sample, has limited numbers of high-mass galaxies (Cappellari et al. 2011). We show that not all massive BCGs have low angular momentum as one might expect. In fact, one out of our four BCGs is a fast rotator. We speculate here that the angular momentum of

the BCG with the highest λ_{R_e} is related to its interaction with a very close, massive merging companion. However, we do not observe a similar increase in the 1027 system which also has a close, massive companion so the rotation of BCG 1066 could be intrinsic. The two massive companion galaxies also show evidence for rotation.

This investigation serves as a pilot study. In the future we intend to investigate a larger sample of BCGs with close companions to further examine whether they are bound, and to test the hypothesis that higher λ_{R_e} in massive galaxies could be an indication of ongoing/recent merging. We also intend to compare directly to the high-resolution (<1 kpc) hydrodynamical cosmological simulations of a Virgo-like galaxy cluster of Teyssier et al. (2010) to further understand these results from a theoretical perspective.

5 CONCLUSIONS

We have analysed the first observations of stellar kinematics from IFU spectroscopy of four BCGs at $z \sim 0.1$. Three of the BCGs have companions within a projected radius of 20 kpc and one has no companion within that radius.

Undertaking a detailed analysis of whether the companions are bound to the BCGs we find new evidence that some BCGs grow via major dissipationless merging at $z \sim 0$, with two of the three multiple systems in our sample having a high probability that they are dynamically bound and likely to merge within ~ 0.3 Gyr. For BCGs to undergo mergers and also be consistent with studies that claim no evolution in the stellar mass of BCGs since $z \sim 1$ (e.g. Whiley et al. 2008; Stott et al. 2010) suggests that most of the stellar mass from the late merging goes into the ICL.

The λ_{R_e} parameter developed by the SAURON team offers a new and unique means to measure the projected stellar angular momentum per unit mass of galaxies. It enables a direct comparison of the stellar kinematics of BCGs to those of other early-type galaxies. The BCGs and their companions have similar ellipticities to those of other early-type galaxies in the SAURON sample but they are more massive. We find that not all BCGs have low angular momentum as might be expected from an extrapolation of the SAURON sample. One of our three multiple-nuclei BCGs is a fast rotator, as are two of their similarly massive companions. These observations provide a new test for modelling how the most massive galaxies in the universe form.

ACKNOWLEDGMENTS

We thank the anonymous referee for helpful comments. We thank Eric Emsellem for providing guidance and the SAURON data. The data published in this Letter have been reduced using VIPGI, designed by the VIMOS Consortium and developed by INAF Milano.

REFERENCES

- Beers T. C., Geller M. J., Huchra J. P., 1982, *ApJ*, 257, 23
 Bernardi M., 2009, *MNRAS*, 395, 1491
 Bower R. G. et al., 2006, *MNRAS*, 370, 645
 Boylan-Kolchin M., Ma C., Quataert E., 2008, *MNRAS*, 383, 93
 Brough S. et al., 2002, *MNRAS*, 329, L53
 Brough S. et al., 2005, *MNRAS*, 364, 1354
 Brough S. et al., 2006, *MNRAS*, 369, 1351
 Brough S. et al., 2007, *MNRAS*, 378, 1507
 Cappellari M., Copin Y., 2003, *MNRAS*, 342, 345
 Cappellari M., Emsellem E., 2004, *PASP*, 116, 138
 Cappellari M. et al., 2006, *MNRAS*, 366, 1126
 Cappellari M. et al., 2011, *MNRAS*, 413, 813
 Collins C. A. et al., 2009, *Nat*, 458, 603
 Conroy C., Wechsler R. H., Kravtsov A. V., 2007, *ApJ*, 668, 826
 Croton D. J. et al., 2006, *MNRAS*, 365, 11
 De Lucia G., Blaizot J., 2007, *MNRAS*, 375, 2
 Emsellem E. et al., 2007, *MNRAS*, 379, 401
 Gonzalez A. H., Zabludoff A. I., Zaritsky D., 2005, *ApJ*, 618, 195
 Kelson D. D. et al., 2002, *ApJ*, 576, 720
 Lauer T. R. et al., 2007, *ApJ*, 662, 808
 Liu F. S. et al., 2009, *MNRAS*, 396, 2003
 Loubser S. I. et al., 2008, *MNRAS*, 391, 1009
 Miller C. J. et al., 2005, *AJ*, 130, 968
 Oegerle W. R., Hoessel J. G., 1991, *ApJ*, 375, 15
 Peebles P. J. E., Yu J. T., 1970, *ApJ*, 162, 815
 Puchwein E., Springel V., Sijacki D., Dolag K., 2010, *MNRAS*, 406, 936
 Rasmussen J. et al., 2010, *ApJ*, 717, 958
 Sánchez-Blázquez P. et al., 2006, *MNRAS*, 371, 703
 Schneider D. P., Gunn J. E., Hoessel J. G., 1983, *ApJ*, 268, 476
 Scodreggio M. et al., 2005, *PASP*, 117, 1284
 Stott J. P. et al., 2010, *ApJ*, 718, 23
 Stott J. P. et al., 2011, *MNRAS*, in press (arXiv:1101.4652)
 (doi:10.1111/j.1365-2966.2011.18404.x)
 Teyssier R. et al., 2010, *MNRAS*, submitted (arXiv:1003.4744)
 Tran K. et al., 2008, *ApJ*, 683, L17
 von der Linden A., Best P. N., Kauffmann G., White S. D. M., 2007, *MNRAS*, 379, 867
 Whiley I. M. et al., 2008, *MNRAS*, 387, 1253
 York D. G. et al., 2000, *AJ*, 120, 1579

This paper has been typeset from a $\text{\TeX}/\text{\LaTeX}$ file prepared by the author.