


9-20-73
15,000

CLEANING WINDOW SCREENS



TEXAS A&M UNIVERSITY
TEXAS AGRICULTURAL EXTENSION SERVICE
J. E. HUTCHISON, DIRECTOR, COLLEGE STATION, TEXAS


CLEANING WINDOW SCREENS

Extension Home Management Specialists
The Texas A&M University System

Getting Ready

Write a number in each window or door frame and the same number on a bag and write the same number on it. This makes it easy to put each clean screen back where it belongs.

Take the screens out. Dust the mesh and frame with a vacuum cleaner or brush.



Washing Screens Outdoors

Fill a large pail or washtub with hot soap or detergent suds. Attach a hose to a faucet, and turn the nozzle to give a fine spray of water.

Lean the screen against a wall, railing, porch or other handy support.

Scrub both sides of the screen mesh with a stiff brush dipped in hot suds. Wash around the frame with a sponge dipped in sudsy water. This removes dirt and cobwebs from the metal screening.



"Tension screens" (soft ones with no frames and springy enough to roll up) can be opened flat and washed the same way. Use a brush and suds.




Rinse all sides of the screen with a garden hose. Let the screen drip a little. Then wipe with a dry cloth and stand it up to dry in a breeze.

Washing Screens Indoors

Use a bathtub, washtub or kitchen sink to wash screens. Line the tub or sink with old towels or cloths so the screens won't scratch the white finish. Also pile newspapers on the floor to catch splashes or drips.

Scrub each screen with sudsy water. Then rinse by squeezing clean water out of a sponge or pour clean rinse water from a pan. A shampoo-type spray hose also is good for rinsing.



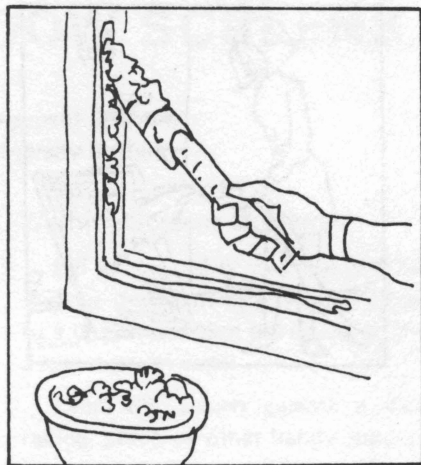
Special Tips

Before replacing screens, wash out the window or door grooves where the screens slide.

Wind a strip of cloth around a ruler or screwdriver which will fit into the narrow slots. First dip this in suds, then in clean water. Finish by wiping with a dry cloth.

Wash window and door frames and sills before putting in clean screens.

If you want to store clean screens for the winter, put them in a clean, dry place. Cover them with newspaper or clean cloths or use big sheets of plastic, like an old shower curtain or tablecloth.



Reference

How to Wash Windows and Door Screens, Cleanliness Bureau, 40 East 41st Street, New York, N. Y. 10017.

Educational programs conducted by the Texas Agricultural Extension Service serve people of all ages regardless of socio-economic levels, race, color, sex, religion or national origin.

Cooperative Extension Work in Agriculture and Home Economics, The Texas A&M University System and the United States Department of Agriculture cooperating. Distributed in furtherance of the Acts of Congress of May 8, 1914, as amended, and June 30, 1914.

15M-4-73

HM 3-3