

11-6-68
Rec 10,000
L-763



Prevent Woods and Grass Fires

W. A. McCLUNG


W. A. SMITH

Former Extension Rural Civil Defense Specialist Extension Forestry Specialist ... on the farm
Texas A&M University

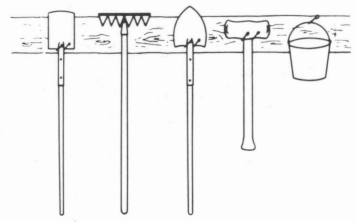

Organize a local volunteer group to help fight forest and grass fires. Be helpful neighbors, one to another.



When clearing new ground, dispose of brush by burning but a few piles at a time. Burn when fire danger is low, preferably following a rain. Have tools ready in case fire escapes. Stay with fire until it is out.




Establish and maintain firebreaks around buildings, pastures, ranches and timber. They protect owner from fires coming on his land.



Keep tools that can be used for fire fighting in a handy location.



In case of a fire, get on it while it is still small. Ask for help from your local group. In East Texas, call the local forest fire fighter. Use farm equipment lines around fire.



If it is necessary to burn a field, establish wide firebreaks around area before firing. Always burn against the wind. Burn on a safe day when wind is low, preferably a day following rain.



Always burn trash in an enclosed container which is placed on an area cleared to bare soil.

WOODS AND GRASS FIRE PROTECTION

Wildfires in Texas annually destroy wood products valued at a cost equal to a 4-year college education for about 120 boys and girls. Forest and grass fires destroy farm buildings, woodlands, improved pastures and fences. In some instances they are responsible for the loss of human lives. You can help protect your farms and the forest resources by developing good habits.

How would you answer these questions?

	Yes	No
1. Is there a local volunteer fire fighting group in your area?	___	___
2. Do you belong to a local volunteer fire fighting group?	___	___
3. If no such group exists in your community have you sought to establish such a group?	___	___
4. Are telephone numbers of local volunteer groups, forest fire fighting agency, fire department or other sources of assistance posted near the telephone?	___	___
5. Is fire fighting equipment such as rakes, flaps, water and buckets available and kept handy for immediate use?	___	___
6. Do you plow or disc and maintain firebreaks around buildings, pastures, grasslands and timber to prevent fire from spreading to your land?	___	___
7. Do you plow under crop refuse to improve soil and crop yield? Do you burn to dispose of material only as a last resort?	___	___
8. Do you discourage burning of timberland and crop residue in your community and prohibit it on your farm?	___	___
9. Do you burn trash in an enclosed container with a screen cover, set on bare soil, away from buildings?	___	___
10. Are wash-pot fires set on areas cleaned to bare soil?	___	___
11. Do you notify your neighbors and the nearest forest fire fighter before you burn a field, pasture or new ground?	___	___
12. When you burn a field do you schedule it in late afternoon when the wind is low and the air cool?	___	___
13. In such burning do you burn against the wind? Do you keep a tractor with plow or disc handy in case fire gets out of control?	___	___
14. Do you keep farm plows, discs and spray machines in readiness for fire fighting?	___	___
15. When disposing of brush do you burn only a few piles at a time? Do you have tools and equipment handy in case fire escapes?	___	___
16. Are you cautious with cigarettes and other smoking material when you are in the woods? Do you break your matches before discarding them to be sure they are out?	___	___