

BRUSH CONTROL WITH AMMATE*

Hand (Ground) Application

G. O. HOFFMAN, B. J. RAGSDALE, EXTENSION RANGE SPECIALISTS

The Texas A. & M. College System

KIND OF BRUSH	SIZE OF BRUSH	METHOD OF APPLICATION	CHEMICAL MIXTURE	SEASON OF APPLICATION	KIND OF EQUIPMENT NEEDED
Sprouts and seedlings	All sizes	Foliage spray—thoroughly cover and wet leaves with solution	1 lb. of crystals per 1 gal. of water	Growing season	Power sprayer or knapsack hand sprayer
Blackjack oak, hackberry, locust, post oak, red oak, sumac	All sizes	Cup ¹	1 tbsp. crystals per cup	Fall and winter	Ax, or power saw, tablespoon measure, battery syringe or mop
		Frill ²	3 lb. crystals per 1 gal. of water		
		Stump ³	1 tbsp. crystals per inch diameter of tree or above solution		
Eastern persimmon, sassafras	All sizes	Stump or frill—freshly cut surface	3 lb. crystals per 1 gal. of water	Spring and summer	Battery syringe or mop, ax
Blackgum, sweet gum and other hardwoods	All sizes	Stump—freshly cut surface	4 lb. crystals per 1 gal. of water	Fall and winter	Battery syringe or hand sprayer ax or power saw

*AMOUNT OF CHEMICAL SOLUTION TO APPLY:

¹Cup—1 tablespoon crystals per cup with cups only one ax blade apart around the tree base near the groundline.

²Frill—until solution runs out of freshly made ax cuts around the tree base near the groundline.

³Stump—crystals or solution to outer edge of freshly cut surface adjacent to bark layer.

HOW TO MAKE CUTS:

Cup—two downward ax cuts, one above the other, 3 or 4 inches apart with chip knocked out.


Frill—overlapping downward ax cuts through the bark near groundline all the way around the tree.

Stump—cut tree off with ax or power saw near groundline.


FOLIAGE




CUP



FRILL



STUMP



V-NOTCH

