


*Mrs. Dot Halland*

L-289

1956




**SOME REASONS WHY YOU MAY WANT  
TO PASTEURIZE MILK . . . .**

- 1. It is easily done.**
- 2. It kills all harmful bacteria.**
- 3. It reduces total number of bacteria.**
- 4. It improves keeping qualities of milk.**
- 5. It improves flavor.**

*Maeona Cox  
Louise Mason  
Jimmie Nell Harris  
Frances L. Reasonover  
Extension Foods and Nutrition Specialists  
Texas A. & M. College System*

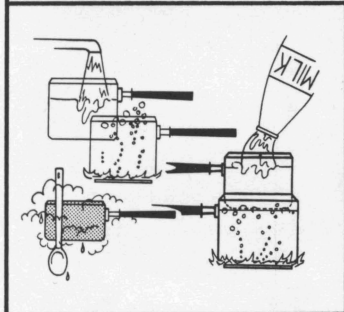
**TEXAS AGRICULTURAL EXTENSION SERVICE**  
**G. G. Gibson, Director, College Station, Texas**

# HOME PASTEURIZATION OF MILK



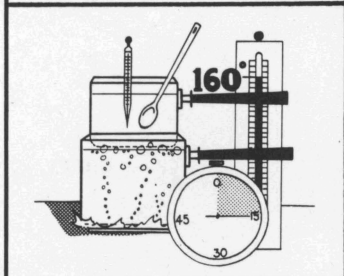
## WHAT YOU NEED TO PASTEURIZE MILK

1. Double boiler
2. Metal spoon
3. Dairy thermometer
4. Dish pan
5. Stove
6. Water
7. Milk bottle and cap or glass jar with lid




## HOW YOU GET READY TO PASTEURIZE MILK

1. Put enough water in the lower part of double boiler to touch the bottom of the upper part
2. Heat the water to boiling
3. Scald upper part of double boiler
4. Scald metal spoon
5. Pour milk in upper part of double boiler




## HOW YOU PASTEURIZE MILK

1. Stir milk, as the water boils in the lower part of the double boiler
2. As milk heats, test it with dairy thermometer
3. Heat milk to 160 degrees F.
4. Keep milk at this temperature for 15 seconds



## HOW YOU COOL THE MILK QUICKLY

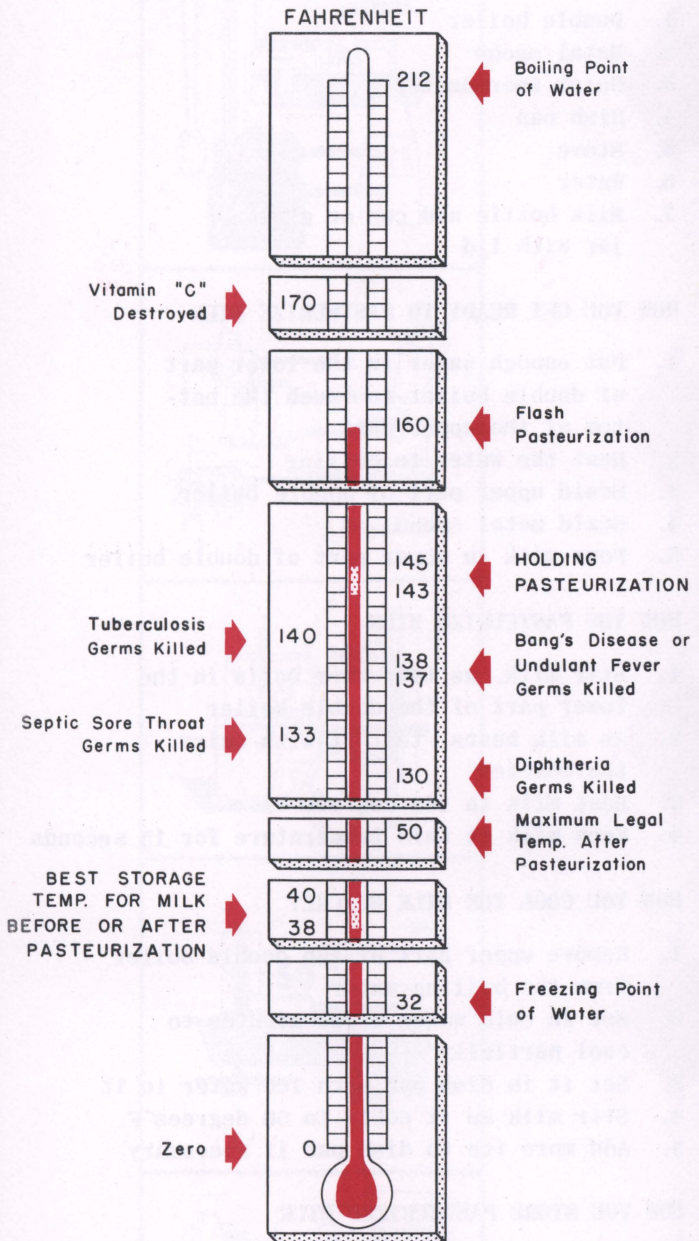
1. Remove upper part of the double boiler from the boiling water
2. Set in cold water a few minutes to cool partially
3. Set it in dish pan with ice water in it
4. Stir milk as it cools to 50 degrees F.
5. Add more ice to dish pan if necessary



## HOW YOU STORE PASTEURIZED MILK

1. Pour milk into clean bottles or fruit jars that have been scalded and cooled
2. Cover with caps or lids
3. Place in a refrigerator
4. Keep at 50 degrees F. or lower

# The Picture of Pasteurization



Cooperative Extension Work in Agriculture and Home Economics, The Texas A. & M. College System and the United States Department of Agriculture cooperating. Distributed in furtherance of the Acts of Congress of May 8, 1914, as amended, and June 30, 1914.