

Dh 12

302/8
60/6

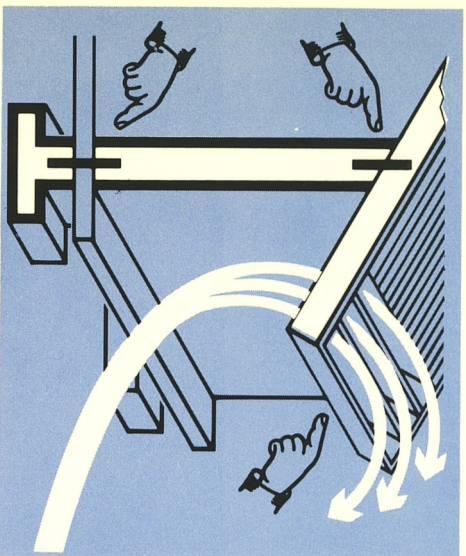

Title: Sample Public Information poster
on Hurricane Resistant Construction

Published by USAID

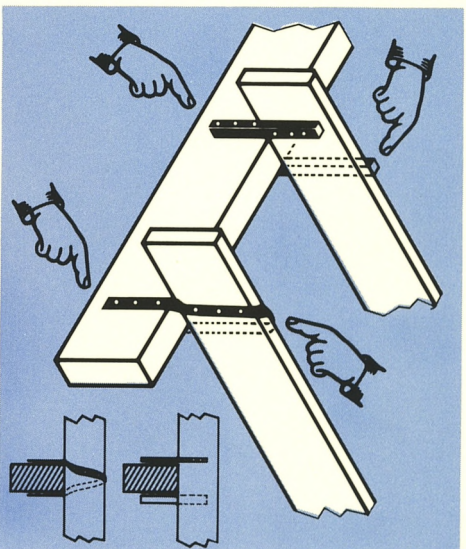
BEWARE!



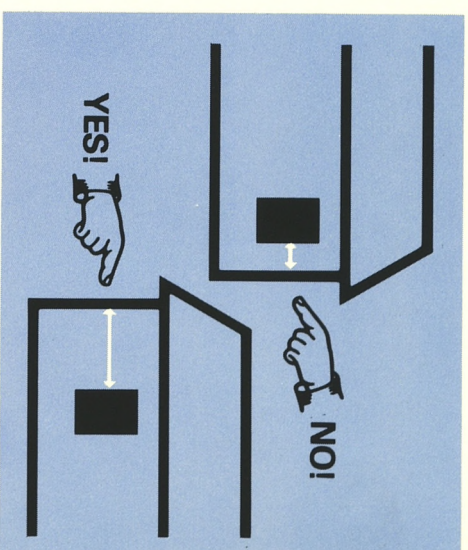
1 Place your house so it is sheltered by a hill or trees.



2 Firmly connect all parts of your building, from roof to ground. Keep any overhang small, or allow wind to blow through it.



3 Fasten your roof joists to both sides of the rafters to prevent twisting.



4 Do not place windows or openings in your house near the corner.



For more information about this Agency for International Development-sponsored project on how your house can better withstand high winds, contact your government housing agency.