


UNITED STATES DEPARTMENT OF AGRICULTURE

INDEX-CATALOGUE  
OF  
MEDICAL AND VETERINARY ZOOLOGY

SUPPLEMENT 20, PART 3

PARASITE-SUBJECT CATALOGUE:  
PARASITES: TREMATODA AND CESTODA





UNITED STATES DEPARTMENT OF AGRICULTURE

---

**INDEX-CATALOGUE  
OF  
MEDICAL AND VETERINARY ZOOLOGY**

SUPPLEMENT 20, PART 3

PARASITE-SUBJECT CATALOGUE:  
PARASITES: TREMATODA AND CESTODA


By

JANE D. RAYBURN, *Technical Information Specialist*  
MARTHA W. HOOD, *Zoologist*  
SHIRLEY J. EDWARDS, *Technical Information Specialist*

ANIMAL PARASITOLOGY INSTITUTE  
AGRICULTURAL RESEARCH SERVICE

Issued February 1976

U.S. GOVERNMENT PRINTING OFFICE  
WASHINGTON : 1976



## PREFACE

A revision of the Author Catalogue of the Index-Catalogue of Medical and Veterinary Zoology, consisting of Parts 1 to 18, was published during the period 1932-52. Beginning in 1953, a series of supplements designed to publish the backlog was initiated. This was completed with Supplement 6, published in 1956; since then supplements covering authors A to Z have been issued on an annual basis.

Beginning with Supplement 15, the Parasite-Subject Catalogues, containing indices to the author references, are being issued. The Author Catalogue continues the format of previous supplements. The users should note that for each reference in the Author Catalogue, the author(s) plus the date and letter (e.g., Smith, J.; and Doe, X., 1963 b) are the key to all items in the Parasite-Subject Catalogues derived from that reference. In other words, when using the Parasite-Subject Catalogues, it will be necessary to consult the Author Catalogue for complete bibliographical information.

The following are the parts of each supplement:

Part 1, Authors: A-Z

Part 2, Parasite-Subject Catalogue: Parasites: Protozoa

Part 3, Parasite-Subject Catalogue: Parasites: Trematoda and Cestoda

Part 4, Parasite-Subject Catalogue: Parasites: Nematoda and Acanthocephala

Part 5, Parasite-Subject Catalogue: Parasites: Arthropoda and Miscellaneous Phyla

Part 6, Parasite-Subject Catalogue: Subject Headings and Treatment

Part 7, Parasite-Subject Catalogue: Hosts

It is hoped that these Catalogues will serve as a useful tool to workers in the field of parasitology. Persons using this Catalogue are requested to preserve it, since it is not designed for general distribution and the edition is limited.

## EXPLANATORY NOTE

*Format:* The entries are presented in two double columns. Names of parasites are given in the left half of each column, and the authors of publications with the dates and necessary code letters (e.g., Smith, J.; and Doe, X., 1963 b) are given in the right half of each column. In references to systematic articles and new taxa, lists of pages and illustrations follow the authors and dates.

*Alphabetization:* In the left half of each column, the entries are arranged alphabetically by genera, parasitic diseases, and higher taxa, and then alphabetically by species within genera. Entries under each heading are in turn arranged in the right half of each column alphabetically by authors and then chronologically for each author.

*Subheadings, left half of column:* A variety of information is found indented beneath each entry: Classification, hosts, synonymy, keys, treatment, etc. In many cases, these subheadings are guides to the subject matter of the publication.

(1) *Classification:* In entries based on systematic articles, the subheadings may give the higher taxa in which genera have been placed or they may list the subfamilies or genera included in a family.

(2) *Hosts:* The only hosts recorded are those that pertain directly to the author's own work. Scientific host names are used unless the author gave only common names, in which cases the host names are given exactly as in the original publication. When a common name is used and there is no ambiguity about which species is meant, there is a cross-reference in the Host Catalogue to the scientific name; the host reference is found under the scientific name.

In the case of common host names in the Cyrillic alphabet languages, only the scientific host names are supplied; these are in square brackets [ ].

Locations of parasites in or on hosts are given in parentheses ( ). Where a host-

parasite relationship is well known, a host may be given under a parasite name and not in the Host Catalogue; this applies particularly to parasites of medical and veterinary importance and of worldwide distribution. A + before the host name on the parasite entry means that no host entry was made for this particular reference.

(3) *Synonymy:* Only those synonyms which the author indicates as new, or which are new to the files of the Index-Catalogue of Medical and Veterinary Zoology, are given.

(4) *Keys:* The subheading "key" indicates that the name is included in a taxonomic key.

(5) *Treatment:* When there are more than three antiparasitic agents mentioned in a publication, a general term is used as a parasite subheading, e.g., anthelmintics, insecticides, protozoacides. However, in the Treatment Catalogue, all agents considered effective by the investigator(s) are listed.

*Subheadings, right half of column:* Subheadings under the authors give geographic distribution. When there are multiple hosts and geographic localities, the appropriate locality is recorded opposite each host name; when the hosts of a parasite are all from one locality, they are recorded as "all from" this locality.

---

The compilers thank the staffs of the National Agricultural Library, the National Library of Medicine, and all other libraries who have aided us invaluablely by making publications available to us.

Trade names are used in this publication solely for the purpose of providing specific information. Mention of a trade name does not constitute a guarantee or warranty of the product by the U.S. Department of Agriculture or an endorsement by the Department over other products not mentioned.

- Acanthatrium* sp. hemoglobin studies Cain, G. D., 1969 a
- Acanthatrium* (= *Prosthodendrium* in part) *anaplocami* greater shell size, parasitized mollusks, calcium deposition Cheng, T. C., 1971 a, figs.
- Acanthatrium eptesici* Alicata, 1932 Blankespoor, H. D.; and Ulmer, M. J., 1971 a  
*Lasiurus borealis* (intestine) Iowa
- Acanthatrium lunatum* Williams, 1962 Blankespoor, H. D.; and Ulmer, M. J., 1971 a  
*Eptesicus fuscus* (intestine) all from Iowa  
*Lasiurus borealis* (intestine)
- Acanthatrium oregonense* integument, cytochemistry, electron microscopic, Oxytrema siliqua Belton, J. C.; and Belton, C. M., 1971 a, figs. freeze-etching Benton County, Oregon
- Acanthatrium umbraculatum* sp. n. Christian, F. A., 1972 a, 710-711, figs. 1-3  
*Myotis lucifugus* (small intestine) Ohio State University, Columbus, Ohio
- Acanthocolpus liodorus* Lühe, 1906 Hafeezullah, M., 1971 b, fig. Bombay and Veraval, Arabian Sea  
*Chirocentrus dorab* (intestine)
- Acanthocolpus luhei* Srivastava, 1939 Hafeezullah, M., 1971 b, fig. Bombay and Veraval, Arabian Sea  
*Chirocentrus dorab* (intestine)
- Acanthocolpus tenuis* Manter, 1963 Hafeezullah, M., 1971 b, fig. India  
*Chirocentrus dorab* (intestine)
- Acanthocotyle pugetensis* Guberlet Yamaguti, S., 1963 a  
as syn. of *Allacanthocotyla pugetensis* (Guberlet, 1937) n. gen., n. comb.
- Acanthocotyle verrilli* Goto Yamaguti, S., 1963 a  
as syn. of *Pseudacanthocotyla verrilli* (Goto, 1899), n. comb.
- Acanthocotyle williamsi* Price Yamaguti, S., 1963 a  
as syn. of *Pseudacanthocotyla williamsi* (Price, 1938) n. gen., n. comb.
- Acanthocotylidae* Price, 1936 Yamaguti, S., 1963 a  
Syn.: *Anisocotylidae* Tagliani, 1912, partim
- Acanthoparyphium paracharadrii* Velasquez, 1964 Velasquez, C. C., 1969 b, 540  
Cerithium ornata Navotas, Rizal, Philippines
- Acanthostomum burminis* incidence, morphology and systematic position, freshwater fishes Pande, B. P.; and Shukla, R. P., 1972 b, figs.
- Amblypharyngodon mola* (operculum, fins, vertebral rays) " " " " " "
- Esomus dandius* " " " " " "
- Channa punctatus* (operculum, fins) " " " " " "
- Colisa lalius* (below scales) " " " " " "
- Nandus nandus* " " " " " "
- Lepidocephalus guntes* (caudal fins) " " " " " "
- Osteobrama coti* " " " " " "
- Chelo laubuca* (vertebral rays) " " " " " "
- Xenentodon cancila* (vertebral rays) " " " " " "
- Acanthostomum spiniceps* *Bagrus bayad* (proximal portion, intestine) Issa, G. I.; and Ebaïd, N. M., 1969 b Nile River, Egypt
- Achillurbainia* sp. cat (exper.) Kannangara, D. W. W., 1971 a, fig.  
*Paratelphusa rugosa* (muscle, hepatopancreas) Central and Uva Provinces, Ceylon
- Acolpenteron* Fischthal et Allison, 1940 Yamaguti, S., 1963 a  
Syn.: *Pseudacolpenteron* Bychowsky et Gussev, 1955
- Acolpenteron nephriticum* Gvosdev, 1945 Osmanov, S. O., 1971 a, 109, fig.  
*Nemachilus dorsalis* (ureter) Uzbekistan
- Acolpenteron ureterocetes* Fischthal and Allison, 1940 Meade, T. G.; and Bedinger, C. A. (jr.), 1972 a, fig. eastern Texas, all from  
*Micropterus salmoides* (gills)  
*M. punctulatus* (gills)
- Actinocleidus* Mueller, 1937 Yamaguti, S., 1963 a, 53  
Syn.: *Clavunculus* Mizelle et al. (1956)
- Actinocleidus* sp. (gills of all) Meade, T. G.; and Bedinger, C. A. (jr.), 1972 a, fig. all from eastern Texas  
*Lepomis megalotis*  
*L. marginatus*  
*L. macrochirus*
- Actinocleidus articulatus* (Mizelle, 1936) Mueller, 1937 [i.e. *articularis*] Allision, R.; and Rogers, W. A., 1970 a  
*Lepomis megalotis* (gills) Alabama
- Actinocleidus bennettii* sp. n. Allision, R.; and Rogers, W. A., 1970 a, 17, 18, 19, 20, figs. 11-17  
*Lepomis auritus* (gills) Alabama: Uchee Creek, Crawford; Loblockee Creek (Macon's Mill), Loachapoka; Chattahoochee River (Bartlett's Ferry), Lanett
- Actinocleidus bifidus* Allision, R.; and Rogers, W. A., 1970 a  
*Lepomis microlophus* (gills) Alabama
- Actinocleidus fergusonii* Allision, R.; and Rogers, W. A., 1970 a  
*Lepomis macrochirus*  
*L. humilis*  
*Micropterus salmoides* (gills of all) all from Alabama
- Actinocleidus fergusonii* Clayton, N. J.; and Schlueter, E. A., 1971 a, fig. (gills) Texas
- Actinocleidus fergusonii* Mizelle, 1938 Harley, J. P.; and Keefe, T. L., 1971 a  
*Lepomis macrochirus*  
*Lepomis cyaneellus*  
*Lepomis microlophus* all from Lake Wilgreen, Madison County, Kentucky
- Actinocleidus fergusonii* Mizelle, 1938 Meade, T. G.; and Bedinger, C. A. (jr.), 1972 a, fig. (gills) eastern Texas  
*Lepomis macrochirus*
- Actinocleidus fergusonii* Rawson, M. V. (jr.); and Rogers, W. A., 1972 a  
*Lepomis macrochirus* seasonal distribution Russell County, Alabama

- Actinocleidus flagellatus*  
*Chaenobryttus coronarius*  
(gills) Allison, R.; and Rogers,  
W. A., 1970 a  
Alabama
- Actinocleidus flagellatus*  
Mizelle and Seamster, 1939  
(gills of all) Meade, T. G.; and Bedinger,  
C. A. (jr.), 1972 a, fig.  
all from eastern Texas  
*Lepomis macrochirus*  
*L. marginatus*
- Actinocleidus fusiformis*  
*Micropterus salmoides*  
(gills) Allison, R.; and Rogers,  
W. A., 1970 a  
Alabama
- Actinocleidus fusiformis*  
(Mueller, 1934) Mueller, 1937  
*Micropterus dolomieu*  
*M. salmoides*  
(gill structures of all) Becker, C.D., 1972 a  
all from Central Columbia  
River, Washington
- Actinocleidus fusiformes*  
(Mueller, 1934) Mueller,  
1937 Hanek, G.; and Fernando, C.H.,  
1972 b  
Bay of Quinte area, Ontario  
*Micropterus salmoides* (gills)
- Actinocleidus fusiformis*  
(Mueller, 1934) Meade, T. G.; and Bedinger,  
C. A. (jr.), 1972 a, fig.  
*Micropterus salmoides*  
(gills) eastern Texas
- Actinocleidus georgiensis*  
Price, 1966 Allison, R.; and Rogers,  
W. A., 1970 a, figs.  
redescription Alabama  
*Lepomis auritus* (gills)
- Actinocleidus gibbosus*  
Mizelle and Donahue, 1944 Hanek, G.; and Fernando, C.H.,  
1972 b  
*Lepomis macrochirus* (gills) Bay of Quinte area, Ontario
- Actinocleidus gracilis*  
Mueller, 1937 Meade, T. G.; and Bedinger,  
C. A. (jr.), 1972 a, fig.  
(gills of all) all from eastern Texas  
*Lepomis cyanellus*  
*L. marginatus*
- Actinocleidus harquebus*  
*Lepomis microlophus*  
(gills) Allison, R.; and Rogers,  
W. A., 1970 a  
Alabama
- Actinocleidus longus*  
*Lepomis cyanellus* (gills) Allison, R.; and Rogers,  
W. A., 1970 a  
Alabama
- Actinocleidus longus*  
*Lepomis cyanellus* (gills) Clayton, N. J.; and Schlueter,  
E. A., 1971 a  
Texas
- Actinocleidus longus*  
Mizelle, 1938 Meade, T. G.; and Bedinger,  
C. A. (jr.), 1972 a, fig.  
*Lepomis cyanellus* (gills) eastern Texas
- Actinocleidus mizellei*  
sp. n. Hanek, G.; and Fernando, C.H.,  
1972 b, 1303, 1304-1305, 1311,  
*Micropterus salmoides* figs. 1-9  
(gills) West Lake (2 mi. East of  
Bloomfield), Ontario
- Actinocleidus oculatus*  
*Lepomis macrochirus*  
(gills) Allison, R.; and Rogers,  
W. A., 1970 a  
Alabama
- Actinocleidus recurvatus*  
Mizelle and Donahue, 1944 Hanek, G.; and Fernando, C.H.,  
1972 b  
*Lepomis gibbosus* (gills) Bay of Quinte area, Ontario
- Actinocleidus unguis* Miz-  
elle and Cronin, 1943 Meade, T. G.; and Bedinger,  
C. A. (jr.), 1972 a, fig.  
*Lepomis marginatus* (gills) eastern Texas
- Aepnidiogenes isagi*  
*Parapristipoma trili-*  
*neatum* (intestine) Machida, M.; Ichihara, A.;  
and Kamegai, S., 1970 a  
sea north of the Tsushima  
Islands
- Aepnidiogenes senegalensis*  
Dollfus and Capron, 1958 Fischthal, J. H.; and Wil-  
liams, M. O., 1971 a  
*Pomadasys jubelini* (small Sierr Leone River estuary  
intestine) near Bullom, Sierra Leone
- Aepnidiogenes senegalensis*  
(intestine of all) Madhavi, R., 1972 a  
*Pomadasys maculatus* all from Waltair Coast, Bay  
*P. dussumieri* of Bengal  
*P. furcatus*
- Aerobiotrema muraenesocis*  
Yamaguti Machida, M.; Ichihara, A.;  
*Astroconger myriaster* and Kamegai, S., 1970 a  
(swim bladder) sea north of the Tsushima  
Islands
- Alaria* sp. McKinnell, R. G., 1965 a, fig.  
renal tumors, frogs
- Alaria* (A.) *alata* Goeze, Hinaidy, H. K., 1971 a  
1782) Austria  
*Vulpes vulpes*
- Alaria alata*  
*Martes zibellina*  
*Mustela vison* Kontrimavichus, V. L., 1969 b  
all from Altai Mountains
- Alaria alata* (Goeze, 1782) Roman-Chiriac, E.; and  
*Nyctereutes procyonoides* Barbu, P., 1970 a  
*ussuriensis* Danube Delta
- Alaria alata*  
invasive larvae, laboratory Sharpilo, V. P., 1971 a  
maintenance  
*Anguis fragilis* (exper.)
- Alaria arisaemoides*  
*Vulpes vulpes* Rausch, R. L.; and Richards,  
S. H., 1971 a  
North Dakota
- Alaria canis*  
*Canis aureus* Sadighian, A., 1969 a  
Shahsavar area, northern  
Iran
- Alaria marcianae*  
structure and function, Johnson, A.; Bhatti, I.; and  
Kanemoto, N., 1971 a, figs.  
holdfast organ, lappets, histochemistry, role in host  
specificity and extracorporeal digestion
- Alaria marcianae*  
*Vulpes vulpes* Rausch, R. L.; and Richards,  
S. H., 1971 a  
North Dakota
- Alaria marcianae*  
hyperparasitism Schaefer, F. W.; and Etges,  
F. J., 1969 a, fig.  
*Rana pipiens* (small in- all from Oshkosh, Wisconsin  
testine, liver)  
*Haematoloechus* sp. (cecum)  
*Ophiotaenia* sp. (parenchyma of neck)
- Alaria mustelae*  
*Mustela vison* Dorney, R. S.; and Lauerman,  
L. H., 1969 a  
Horicon Marsh, Wisconsin
- Alaria taxideae*  
*Mephitis mephitis* (small Dyer, W. G., 1970 a  
intestine) North Dakota



- Alaria* (Paralaria) taxidea Leiby, P.D.; Sitzmann, P. J.; Taxidea taxus and Kritsky, D.C., 1971 a North Dakota
- Alariinae Hall et Wigdor, 1913  
Diplostomatidae Poirier, 1886
- Allacanthocotyla n. gen. Yamaguti, S., 1963 a, 110-111  
Acanthocotylidae, Allacanthocotylinae n. subfam. tod: A. pugetensis (Guberlet, 1937) n. comb.
- Allacanthocotyla pugetensis (Guberlet, 1937) n. g., n. comb. (tod)  
Syn.: Acanthocotyle pugetensis Guberlet
- Allacanthocotylinae n. subfam. Yamaguti, S., 1963 a, 109, 110  
Acanthocotylidae, key includes: Allacanthocotyla n. gen.
- Allassogonoporus amphoraeformis (Mödlinger, 1930) Andrejko, A. F.; and Skvortsov, V. G., 1968 a  
Rhyncholophus hipposideros all from Moldavia  
Myotis daubentoni  
M. dasycneme  
M. mystacinus  
M. hlythi  
M. bechsteini  
M. nattereri  
Vespertilio serotinus  
Nyctalus noctula
- Allassogonoporus marginalis Olivier, 1938 Blankespoor, H. D.; and Ulmer, M. J., 1971 a  
Myotis lucifugus (intestine) Iowa
- Allencotyla mcintoshii Price Yamaguti, S., 1963 a  
as syn. of Heteraxine mcintoshii (Price, 1962) n. comb.
- Allobacciger gen. n. Hafeezullah, M.; and Siddiqi, A. H., 1970 a, 932, 935-936  
Fellodistomatidae tod: A. macrorchis sp. n.
- Allobacciger macrorchis gen. et sp. n. (tod) Hafeezullah, M.; and Siddiqi, A. H., 1970 a, 932, 935-936, figs. 5-7  
Scolopsis vosmeri (intestine) Calicut; Visakhapatnam
- Allobedenenia n. gen. Yamaguti, S., 1963 a, 123-124  
Capsalidae, Bedeniinae tod: A. convoluta (Yamaguti, 1937) n. comb.
- Allobedenenia convoluta (Yamaguti, 1937) n. gen., n. comb. (tod) Yamaguti, S., 1963 a, 124, fig. 1  
Syns: Epibdella (Benedenia) convoluta Yamaguti; Entobdella convoluta (Yamaguti) Meserve, 1938  
+Epinephelus akaara (gills) Inland Sea, Japan
- Allobedenenia ishikawae (Goto, 1894) n. comb. Yamaguti, S., 1963 a  
Syn.: Epibdella ishikawae Goto
- Allocotylophora n. gen. (type genus) Dillon, W. A.; and Hargis, W. J. (jr.), 1965 b, 251, 254  
Allocotylophorinae tod: A. polyprionum n. sp.
- Allocotylophora polyprionum n. sp. (tod) Dillon, W. A.; and Hargis, W. J. (jr.), 1965 b, 251, 253-254, 272, 273, pl. V, figs. 33-36  
Polyprionum oxygenios (gills) Cape Campbell, Marlborough Province, South Island, New Zealand
- Allocotylophorinae n. subf. Dillon, W. A.; and Hargis, W. J. (jr.), 1965 b, 251, 252-253  
Discocotylidae type genus: Allocotylophora n. gen.
- Allocreadium Looss, 1900 Kakaï, V. L., 1969 a, 141, 144  
Syn.: Rhynchocreadium Srivastava, 1962  
key to Indian species includes: A. dollfusi; A. guptai n. sp.; A. kosia; A. hirnai; A. nemachilus; A. singhi; A. nicolli; A. makundi; A. schizothoracis; A. heteropneustus; A. mehrai; A. kamalai; A. fasciatus n. sp.; A. annandalei; A. handiai; A. thapari
- Allocreadium sp. Woods, C. E., 1971 a  
Pimephales notatus Forest River, North Dakota
- Allocreadium fasciatus n. sp. Kakaï, V. L., 1969 a, 131, 132-134, 144, figs. 1-7  
key Lucknow  
Trichogaster fasciatus (intestine)
- Allocreadium ghanensis n. sp. Fischthal, J. H.; and Thomas, J. D., 1972 a, 98-100, fig. 4  
Synodontis sp. (rectum) Volta River near Bawku, Ghana
- Allocreadium guptai n. sp. Kakaï, V. L., 1969 a, 131, 134-136, fig. 8  
key Rita rita (intestine) Varanasi
- Allocreadium handiai, Pande 1937 Kakaï, V. L., 1969 a  
key, redescription Lucknow  
Syn.: A. ophiocephali Srivastava, 1960  
Ophicephalus punctatus (intestine)
- Allocreadium heteropneustus Agrawal, 1964 Kakaï, V. L., 1969 a, fig. 1  
key, redescription Lucknow  
Mystus seenghala (intestine)
- Allocreadium hypophthalmichthys Musselius, V. A., 1969 a  
Hypophthalmichthys molitrix European USSR
- Allocreadium ictaluri Pearse, 1924 Meade, T. G.; and Bedinger, C. A. (jr.), 1972 a, fig. 1  
Ictalurus melas (intestine) eastern Texas
- Allocreadium ictaluri Pearse, 1924 Mondl, M. G.; and Rabalais, F. C., 1972 a  
Ictalurus melas (stomach, small intestine) National Wildlife Refuge, Ottawa Co., Ohio
- Allocreadium ictaluri Ictalurus melas Woods, C. E., 1971 a  
Forest River, North Dakota
- Allocreadium isoporum Rutilus rutilus Halvorsen, O., 1971 b  
Abramis brama all from river Glomma, south-eastern Norway  
Elicca bjoerkna  
Rutilus rutilus x Abramis brama
- Allocreadium isoporum seasonality, occurrence and reproduction, roach and bream Halvorsen, O., 1972 a  
river Glomma, southeastern Norway
- Allocreadium isoporum Rutilus rutilus Halvorsen, O.; and Andersen, K., 1973 a, fig. 1  
Abramis brama X Rutilus rutilus all from river Glomma  
Abramis brama  
Elicca bjoerkna

- Allocreadium isoporum* Issa, G. I.; and Ebad, N. M., 1969 b  
Bagrus bayad (anterior alimentary canal, distal and proximal portion, intestine) Nile River, Egypt
- Allocreadium isoporum* (Looss, 1894) (intestine of all) *Gobio gobio lepidolaemus* *Schizothorax intermedius* *Cyprinus carpio* Osmanov, S. O., 1971 a, 166, fig. all from Uzbekistan
- Allocreadium isoporum* *Gobio gobio* *Cyprinus carpio* *Abramis brama* Tomnatik, E.N.; and Esinenko-Marits, N. M., 1968 a all from Moldavian reservoirs
- Allocreadium lobatum* *miracidium*, photoreceptors, ultrastructure Isseroff, H.; and Cable, R.M., 1968 a, figs. 10-13
- Allocreadium lobatum* Wallin, 1909 *Semotilus atromaculatus* Spence, J. A.; and Peters, L. E., 1971 a Ross Creek, Schoolcraft county, Michigan
- Allocreadium lobatum* (Wallin, 1909) *Hybopsis plumbea* (intestine) Labrador Threlfall, W.; and Hanek, G., 1971 a
- Allocreadium lobatum* *Notropis cornutus* *Semotilus atromaculatus* Woods, C. E., 1971 a Forest River, North Dakota
- Allocreadium mahaseri* as syn. of *A. nicolli* Kakaji, V. L., 1969 a, 132
- Allocreadium mehrai* Gupta, 1956 key, redescription Syns.: *Rhynchocreadium aculeata* Srivastava, 1962; *R. singhia* Pershad, 1965; *Allocreadium spindale* Saksena, 1958 *Rhynchobdella aculeata* (intestine) Kakaji, V. L., 1969 a, figs. Lucknow
- Allocreadium montanus* *Sidorov et Butenko*, 1966 (intestine of all) *Diptychus dybowskii* [*D. maculatus*] [*Pisces*] golets Osmanov, S. O., 1971 a, 169, fig. all from Uzbekistan
- Allocreadium neotenicum* *Peters*, 1957 *Acilius* sp. Spence, J. A.; and Peters, L. E., 1971 a Silver Lake, Schoolcraft county, Michigan
- Allocreadium nicolli* key Syn. *A. mahaseri* Kakaji, V. L., 1969 a, 132
- Allocreadium ophiocephali* *Srivastava*, 1960 as syn. of *A. handiai* Pande, 1937 Kakaji, V. L., 1969 a
- Allocreadium siluri* Osmanov, 1967 *Silurus glanis* (intestine) Osmanov, S. O., 1971 a, 167, fig. Uzbekistan
- Allocreadium singhi* Rai, 1962 key, redescription *Rita rita* (intestine) Kakaji, V. L., 1969 a, fig. Lucknow
- Allocreadium spindale* Saksena, 1958 as syn. of *A. mehrai* Gupta, 1956 Kakaji, V. L., 1969 a
- Allocreadium thepari* Gupta, 1950 key, redescription *Rita rita* (intestine) Kakaji, V. L., 1969 a Lucknow
- Allocreadium transversale* (Rud., 1802) (intestine of all) *Gobio gobio lepidolaemus* *Schizothorax intermedius* *Cyprinus carpio* Osmanov, S. O., 1971 a, 167 all from Uzbekistan
- Alloclidiphora* n. gen. *Diclidiphoridae*, *Diclidiphorinae*, key Yamaguti, S., 1963 a, 176, 178-179 tod: *A. squillarum* (Parona et Perugia, 1889) n. comb.
- Alloclidiphora* *Yamaguti*, 1963 as syn. of *Cyclocotyle Otto*, 1821 Dollfus, R. P. F., 1970 b, 1529
- Alloclidiphora charcoti* (Dollfus, 1922) n. comb. Syn.: *Cyclobothrium charcoti* Dollfus Yamaguti, S., 1963 a
- Alloclidiphora squillarum* (Parona et Perugia, 1889) n. gen., n. comb. (tod) Syns.: *Diclidiphora squillarum* (Parona et Perugia) Palombi, 1943; *D. smarisi* Ijima in Goto, 1894 +*Bopyrus squillarum* Trieste Yamaguti, S., 1963 a, 179, 478, 479, pl. 48, fig. 328
- Alloclidymozoon sphyraenae* *Yamaguti* *Sphyraena schlegeli* (body cavity) Machida, M.; Ichihara, A.; and Kamegai, S., 1970 a sea north of the Tsushima Islands
- Alloglossidium* [sp.] *Helisoma* spp. Esch, G. W., 1971 a Gull Lake, Michigan
- Alloglossidium geminus* *Mueller*, 1930 *Ictalurus melas* (intestine) Meade, T. G.; and Bedinger, C. A. (jr.), 1972 a, fig. eastern Texas
- Alloglossidium hirudicola* sp. n. *Haemopsis* sp. (ceca) Schmidt, G. D.; and Chaloupka, K., 1969 a, 1185-1186, fig. 1
- Alloglossidium kenti* Simer, 1929 *Ictalurus punctatus* (intestine) Meade, T. G.; and Bedinger, C. A. (jr.), 1972 a, fig. eastern Texas
- Alloheterolebes* (Gupta, 1968) nom. nov., emend. for *Pseudoheterolebes* *Gupta*, 1968 preoccupied *Opistholebetidae* Hafeezullah, M., 1971 b, 75-76 tod: *A. indicus* n. comb.
- Alloheterolebes indicus* (Gupta, 1968) n. comb. (tod) Syn: *Pseudoheterolebes indicus* *Torquigener oblongus* *Gastrophysus lunaris* (intestine of all) Hafeezullah, M., 1971 b, 75-76, 77, 87, figs. 3, 4 Madras, Bay of Bengal Bombay, Arabian Sea
- Allomegalocotyla* n. gen. *Capsalidae*, *Trochopodinae* key Yamaguti, S., 1963 a, 134, 135-136 tod: *A. johnstoni* (Robinson, 1961) n. comb.
- Allomegalocotyla johnstoni* (Robinson, 1961) n. gen., n. comb. (tod) Syn.: *Megalocotyle johnstoni* Robinson +*Latrix lineata* Yamaguti, S., 1963 a, 136, 628, 629, pl. 123, fig. 842 New Zealand

- Allomurraytrema* n. gen. Yamaguti, S., 1963 a, 47, 54  
Dactylogyridae, tod: *A. spari* (Yamaguti,  
Ancyrocephalinae, key 1957) n. comb.  
Syn.: *Pseudomurraytrema* Yamaguti, 1958, preoccupied
- Allomurraytrema spari* Yamaguti, S., 1963 a, 54, 554,  
(Yamaguti, 1957) n. gen., 555, pl. 86, fig. 545  
n. comb. (tod) Inland Sea of Japan  
Syn.: *Pseudomurraytrema spari* Yamaguti  
+*Sparus macrocephalus*
- Alloplagiorchis Simer*, 1929 Krygier, B. B.; and Macy,  
as syn. of *Lissorchis* R. W., 1969 a, 139  
*Magath*, 1917
- Allopseudaxine* Yamaguti, Lebedev, B. I., 1971 a  
1943  
Gastrocotylini trib. n.  
Syn.: *Uraxine* Umnith., 1957
- Allopseudaxine* Yamaguti, Yamaguti, S., 1963 a  
1943  
Axinidae, *Allopseudaxininae* n. subfam.  
Syn.: *Uraxine* Umnithan, 1957
- Allopseudaxine macrova* Yamaguti, S., 1963 a, fig.  
(Umnithan, 1957) n. comb.  
Syn.: *Uraxine chura macrova* Umnithan, 1957
- Allopseudaxine macrova* Lebedev, B. I., 1971 a  
(Umnith., 1957) Yam., 1963  
Syn.: *Uraxine chura macrova* Umnith., 1957
- Allopseudaxininae* n. subf. Yamaguti, S., 1963 a, 253,  
Axinidae, key 258-259  
includes: *Allopseudaxine* Yamaguti, 1943
- Allopseudodoclidophora* Lebedev, B. I., 1971 a  
Yam., 1965  
as syn. of *Pseudodoclidophora* Yam., 1965
- Allopseudodoclidophora ope-* Lebedev, B. I., 1971 a  
*lu* Yam., 1965  
as syn. of *Pseudodoclidophora opelu* (Yam., 1965) Lebedev,  
1970
- Allopyragraphoridae* n. fam. Yamaguti, S., 1963 a, 238,  
*Microcotyloidea*, key 252  
type genus: *Allopyragrapho-*  
*rurus* n. gen.
- Allopyragraphorus* n. gen. Yamaguti, S., 1963 a, 251  
(type genus) tod: *A. hippos* (Hargis,  
*Allopyragraphoridae* 1956) n. comb.
- Allopyragraphorus cabal-* Yamaguti, S., 1963 a, fig.  
*leroi* (Zerocere, 1960) n. comb.  
Syn.: *Pyragraphorus caballeri* Zerocere  
+*Caranx hippos* Mexico
- Allopyragraphorus hippos* Yamaguti, S., 1963 a, 252,  
(Hargis, 1956) n. gen., 508, 509, pl. 63, fig. 408  
n. comb. (tod) Florida  
Syn.: *Pyragraphorus hippos* Hargis, 1956  
+*Caranx hippos*
- Allopyragraphorus incompe-* Yamaguti, S., 1963 a, fig.  
*rabilis* (MacCallum, 1917) n. comb.  
Syn.: *Microcotyle incomparabilis* M.-C.; *Pyragraphorus*  
*incomparabilis* (MacCallum) Koratha, 1955  
+*Caranx ruber* New York aquarium (from  
Florida)
- Allostomachicola* Yamaguti, Verma, S. L., 1973 a  
1958  
as syn. of *Stomachicola* Yamaguti, 1934
- Allotagia* n. gen. Dillon, W. A.; and Hargis, W.  
*Tagiinae* J. (jr.), 1965 b, 251, 257  
tod: *A. otolithis* (Yamagu-  
ti, 1953) n. comb.
- Allotagia otolithis* (Yama- Dillon, W. A.; and Hargis, W.  
guti, 1953) n. comb. (tod) J. (jr.), 1965 b, 251, 257  
Syns.: *Kuhnia otolithis* Yamaguti, 1953; *Tagia otolithis*  
(Yamaguti, 1953) Hargis, 1954
- Amonaxine* Umnithan, 1957 Yamaguti, S., 1963 a  
as syn. of *Neoxaxine* Price, 1945
- Amonaxininae* Umnithan, Yamaguti, S., 1963 a  
1957  
as syn. of *Neoxaxininae* n. subfam.
- Amphibdella cuticulovagina* Dillon, W.A.; and Hargis, W.  
n. sp. J. (jr.), 1965 a, 229, 233-  
235, 237, pl. 1, figs. 1-9  
Torpedo fairchildi (gill Timaru and Akaroa, Canter-  
mucosa) bury Province, South Island,  
New Zealand
- Amphibdella maccallumi* Dillon, W.A.; and Hargis, W.  
Johnston and Tiegs, 1922 J. (jr.), 1965 a  
as syn. of *Amphibdelloides maccallumi* (Johnston and  
Tiegs, 1922) Price, 1937
- Amphibdella torpedinis* Dillon, W. A.; and Hargis, W.  
Chatin of MacCallum (1916) J. (jr.), 1965 a  
as syn. of *Amphibdelloides maccallumi* (Johnston and  
Tiegs, 1922) Price, 1937
- Amphibdelloides* Price, Dillon, W. A.; and Hargis, W.  
1937 J. (jr.), 1965 a  
*Dactylogyridae*; *Ancyrocephalinae*
- Amphibdelloides maccallumi* Dillon, W.A.; and Hargis, W.  
(Johnston and Tiegs, 1922) J. (jr.), 1965 a, figs.  
Price, 1937 redescription  
Syns.: *Amphibdella maccallumi* Johnston and Tiegs, 1922;  
*A. torpedinis* Chatin of MacCallum (1916)  
Torpedo fairchildi (gill Timaru and Akaroa, Canter-  
filaments) bury Province, South Island,  
New Zealand
- Amphimerus* Barker, 1911 Caballero y Caballero, E.;  
valid genus Montero Gel, F.; and Caballe-  
ro Rodriguez, G., 1963 a
- Amphimerus* Mayaudon Tarbes, H., 1970 b  
key
- Amphimerus* Pande, B.P.; and Shukla, R.P.,  
as syn. of *Opisthorchis* 1973 a
- Amphimerus elongatus* Gower Boyd, E. M.; and Fry, A. E.,  
Syn.: *A. lintoni* Gower 1971 a  
*Megaceryle alcyon alcyon* Massachusetts; Ontario  
(liver, pancreas)
- Amphimerus elongatus* Pence, D. B.; and Childs, G.  
pathology E., 1972 a  
*Phalacrocorax auritus* Louisiana  
(liver)

- Amphimerus guayaquilensis* Thatcher, V. E., 1970 a, fig. (Rodríguez, Gómez Lince, and Montalvan, 1949)  
Syn.: *Amphimerus parciovatus* Negrão de Sousa Franco (1967)  
*Didelphis marsupialis* all from Colombia (bile duct)  
*Philander opossum* (bile duct)
- Amphimerus lintoni* Gower as syn. of *A. elongatus* Gower Boyd, E. M.; and Fry, A. E., 1971 a
- Amphimerus minimus* sp. n. Thatcher, V. E., 1970 a, 207, 209, 210, fig. 3  
*Philander opossum* (bile duct, gall bladder) Buga, Valle, Colombia
- Amphimerus neotropicalis* n. sp. Caballero y Caballero, E.; Montero Gel, F.; and Caballero Rodríguez, G., 1963 a, 79-84, figs. 1-2  
*Philander opossum fusco-griseus* (conductos pancreáticos) Río Grande, Atenas, Provincia de Alajuela, Costa Rica
- Amphimerus neotropicalis* Caballero, Montero Gel, and Caballero, 1963 Thatcher, V. E., 1970 a, fig. all from Colombia  
*Philander opossum* (bile duct, gall bladder)  
*Didelphis marsupialis* " " "
- Amphimerus parciovatus* Negrão de Sousa Franco (1967) Thatcher, V. E., 1970 a, 210  
as syn. of *Amphimerus guayaquilensis* (Rodríguez, Gómez Lince, and Montalvan, 1949)
- Amphimerus pseudofelineus* (Word, 1901) Mayaudon Tarbes, H., 1970 b  
*Felis domesticus* Venezuela
- Amphimerus pseudofelineus* gato Power, L. A., 1970 a  
Illinois; Kentucky
- Amphimerus pseudofelineus* domestic cat Power, L. A., 1971 a  
midwest USA (Illinois or Kentucky)
- Amphipolycotyle thrissocles* (Tripathi, 1959) n. comb. Yamaguti, S., 1963 a, fig.  
Syn.: *Gastrocotyle thrissocles* Tripathi
- Amphipolycotyle thrissocles* (Trip., 1959) Yamaguti, 1963 Lebedev, B. I., 1971 a, 59  
as syn. of *Engraulicola thrissocles* (Tripathi, 1959) comb. n.
- Amphipolycotylini* trib. n. Lebedev, B. I., 1971 a, 66  
*Gastrocotylinae* type genus: *Amphipolycotyle*  
includes: *Amphipolycotyle*; Hargis, 1957  
*Engraulicola* George, 1961; *Pellonicola* Unnithan, 1967
- Amphistomum* [sp.] Le-Van-Hoa; and Nguyen-Dinh-Xinh, [1967 a] South Viêt-Nam  
bovins (panse, foie)
- Amphistoma variegatum* Odening, K.; and Bockhardt, I., 1971 a  
Creplin, 1825  
as syn. of *Cotylurus variegatus* (Creplin, 1825)
- Amphistome cercaria* Agrawal, R. D., 1971 a, figs.  
*Gyraulus euphraticus* Raya and Bhainsa ponds, Mathura, India
- Amphistomum*. See *Amphistoma*.
- Amurotrema dombrowskajae* Ctenopharyngodon idella Musselius, V. A., 1969 a  
European USSR
- Anacanthocotyle* gen. n. Kritsky, D. C.; and Fritts, T. H., 1970 a, 63, 65-66  
*Cyrodactylidae*, *Isan-cistrinae*  
tod: *A. anacanthocotyle* sp. n.
- Anacanthocotyle anacanthocotyle* gen. n., sp. n. Kritsky, D. C.; and Fritts, T. H., 1970 a, 63, 64, 65, 66, (tod) figs. 1-3  
*Astyanax fasciatus* (external surface) 3 km SW of Rincón, Puntarenas Province, Costa Rica
- Anaporrhutum albidum* Brandes in Ofenheim, 1900 Hafeezullah, M., 1971 b, fig. *Narcine timlei* (body cavity) Madras, Bay of Bengal
- Anaporrhutum albidum* Ofenheim 1900 Simha, S.S.; Rao, C.R.; and Rao, L.N., 1971 a  
comparison with *A. narayani* n. sp.
- Anaporrhutum narayani* n. sp. Simha, S.S.; Rao, C.R.; and Rao, L.N., 1971 a, 81-83, fig. 1  
comparison with *A. albidum*  
*Mobula diabolus* (buccopharyngeal region) Arabian sea (India)
- Anaporrhutum stunkardi* n.sp. Tandon, R. S., 1969 b, 166-168, fig. 1  
*Scoliodon dumerilli* (body cavity) Bharat, India
- Anchitrema sanguineum* (Sonsino 1894) Looss 1899 Dwivedi, M. P.; and Chauhan, B. S., 1970 a  
*Chameleon zeylanicus* Kings Garden, Jabalpur and Tamia Ghat Chhindwara (M.P.) (intestine) India
- Anchitrema sanguineum* (Sonsino, 1894) Looss, 1899 Manning, G. S.; and Viyanant, V., 1971 a  
*Taphozous melanopogon* all from near Nongkhai, Thailand  
*Scotophilus kuhlii*
- Anchoradiscus* sp. Allison, R.; and Rogers, W. A., 1970 a  
*Lepomis macrochirus* (gills) Alabama
- Anchoradiscus triangularis* (Summers, 1937) Mizelle, 1941 Rawson, M.V. (jr.); and Rogers, W. A., 1971 a, figs. *Lepomis macrochirus* Russell County, Alabama  
redescription
- Anchoradiscus triangularis* Rawson, M. V. (jr.); and Rogers, W. A., 1972 a  
*Lepomis macrochirus* seasonal distribution Russell County, Alabama
- Anchorophoridae* Bychowsky et Nagibina, 1958 Yamaguti, S., 1963 a  
*Megaloncoidea* n. superfam., key  
includes: *Anchorophorus* Bychowsky et Nagibina, 1958
- Ancylo-discoides gigi* Yamaguti, S., 1963 a  
guti  
as syn. of *Pseudancylo-discoides gigi* (Yamaguti, 1942) n. gen., n. comb.
- Ancylo-discoides japonicus* Yamaguti, S., 1963 a, 57, pl. 117, fig. 807  
nom. nov. [?new rank]  
[Syn.]: *A. lingmoeni* forma *japonica* Gussev et Strelkow, 1960

- Ancylo-discoides lingmoeni* Yamaguti, S., 1963 a, 57  
*forma japonica* Gussev et Strelkow, 1960  
 [as syn. of] *A. japonicus* nom. nov. [?new rank]
- Ancylo-discoides magnus* Osmanov, S. O., 1971 a, 113,  
 Bychowsky et Nagibina, 1957 fig.  
*Silurus glanis* (gill filaments) Uzbekistan
- Ancylo-discoides magnus* Shaova, N. D., 1969 b  
 high floods, changes in parasite fauna  
 [Silurus glanis] Kuban river
- Ancylo-discoides mugilis* Yamaguti, S., 1963 a  
 Tripathi  
 as syn. of *Haliotrema mugilis* (Tripathi, 1959) n. comb.
- Ancylo-discoides notopterus* Yamaguti, S., 1963 a, fig.  
 (Jain, 1955) n. comb.  
 Syn.: *Urocleidus notopterus* Jain
- Ancylo-discoides siluri* Osmanov, S. O., 1971 a, 111,  
 (Zandt, 1924) fig.  
*Silurus glanis* (gill filaments) Uzbekistan
- Ancylo-discoides siluri* Shaova, N. D., 1969 b  
 high floods, changes in parasite fauna  
 [Silurus glanis] Kuban river
- Ancylo-discoides vistulensis* Yamaguti, S., 1963 a, figs.  
 (Siwak, 1931) n. comb.  
 Syn.: *Ancyrocephalus vistulensis* Siwak, 1931; *Urocleidus vistulensis* (Siwak, 1931) Mizelle et Hughes, 1933
- Ancylo-discoides vistulensis* Osmanov, S. O., 1971 a, 111,  
 (Siwak, 1932) fig.  
*Silurus glanis* (gill filaments) Uzbekistan
- Ancyrocephalus* of Johnston Yamaguti, S., 1963 a  
 et Tiegs, 1922, partim  
 as syn. of *Tetrancistrum* Goto et Kikuchi, 1917
- Ancyrocephalus* [sp.] Lahav, M.; and Sarig, S.,  
*Mugil capito* 1967 a  
 Daliah stream, Israel
- Ancyrocephalus atherinae* Paperna, I., 1972 a, figs.  
 Price, 1934 1-5  
*Atherina afra* El Blaim lagoon, Suez gulf  
*Hepsetia pinguis* Northwest Eilat gulf
- Ancyrocephalus balisticus* Yamaguti, S., 1963 a  
 (Hargis)  
 as syn. of *Haliotrema balisticus* (Hargis, 1955) n. comb.
- Ancyrocephalus cornutus* Williams, E. H. (jr.); and  
 sp. n. Rogers, W. A., 1972 a, 876,  
*Strongylura marina* 877, 878, figs. 1-7  
 (gill filaments) Mobile Bay, Fairhope and  
 Big Sandy Creek, Tuscaloosa,  
 Alabama; Lake Seminole and  
 Pensacola, Florida
- Ancyrocephalus dyki* n. sp. Lucky, Z., 1972 a, 13-16, 17,  
*Lebistes reticulatus* 18, figs. 1-4  
 (gills) aquariums in Brno, Czechoslovakia
- Ancyrocephalus fluviatilis* Paperna, I., 1972 a  
 Bychowski, 1949  
 as syn. of *Haliotrema vanbenedeni* (Parona and Perugia  
 1890), Young 1968
- Ancyrocephalus macassarensis* Yamaguti, S., 1963 a, 50, pl.  
 nom. nov. 82, fig. 514  
 for: *A. platycephali* Yamaguti, 1953 neq *A. platycephali*  
 (Yin et Sproston, 1948)
- Ancyrocephalus macassariensis* [sic] Yam., 1963  
 Bykhovskii, B. E.; and Nagibina, L. F., 1971 a  
 as syn. of *Haliotrema macassariensis* [sic] (Yam., 1963)  
 comb. n.
- Ancyrocephalus monticelli* Yamaguti, S., 1963 a  
 Cognetti de Martiis, 1925  
 as syn. of *Urocleidus* (?) *monticelli* (Cognetti de Martiis, 1925) Sproston, 1946
- Ancyrocephalus paradoxus* Osmanov, S. O., 1971 a, 113  
 Creplin, 1839 Uzbekistan  
*Lucioperca lucioperca* (gill filaments)
- Ancyrocephalus paradoxus* Rauckis, E., 1970 a  
 [Perca fluviatilis] (gills) Lake Dusia, Lithuania
- Ancyrocephalus paradoxus* Tomatik, E.N.; and Esinenko-  
*Lucioperca lucioperca* Marits, N. M., 1968 a  
 Moldavian reservoirs
- Ancyrocephalus paradoxus* Wierzbicka, J.; and Wierzbicki,  
 Creplin, 1839 K., 1971 a  
*Perca fluviatilis* Legińskie Lake
- Ancyrocephalus parvus* Kingston, N.; Dillon, W. A.;  
 Linton, 1940 and Hargis, W. J. (jr.),  
 description of *oncomiracidium* 1969 a, figs. 1-2  
 York River, Virginia  
*Strongylura marina* (gills)
- Ancyrocephalus parvus* Williams, E. H. (jr.); and  
 Linton, 1940 Rogers, W. A., 1972 a, figs.  
 redescription Alabama; Pensacola, Florida  
*Strongylura marina* (gill filaments)
- Ancyrocephalus platycephali* Yamaguti, S., 1963 a, fig.  
 (Yin et Sproston, 1948) n. comb.  
 Syn.: *Haliotrema platycephali* Yin et Sproston
- Ancyrocephalus platycephali* Bykhovskii, B. E.; and Nagibina,  
 (Y. et Spr., 1948) Yam., L. F., 1971 a  
 1963  
 as syn. of *Haliotrema platycephali* Y. et Spr., 1948
- Ancyrocephalus platycephali* Bykhovskii, B. E.; and Nagibina,  
 [of] Yam., 1953 L. F., 1971 a  
 as syn. of *Haliotrema macassariensis* [sic] (Yam., 1963)  
 comb. n.
- Ancyrocephalus platycephali* Yamaguti, S., 1963 a, 50  
 Yamaguti, 1953 neq *A. platycephali* (Yin et Sproston,  
 1948)  
 renamed: *A. macassarensis* nom. nov.
- Ancyrocephalus salinus* Paperna, I., 1972 a  
 Paperna, 1964  
*Aphanius dispar* El Blaim lagoon, Suez gulf
- Ancyrocephalus sinensis* Yamaguti, S., 1963 a, 51  
 nom. nov.  
 for: *A. thysanophrydis* of Yin and Sproston, 1948
- Ancyrocephalus teuthis eilaticus* Paperna, I., 1972 a  
 laticus Paperna, 1965  
 as syn. of *Haliotrema eilatica* (Paperna, 1965) Young,  
 1968

- Ancyrocephalus thysanophridis* [sic] Yam., 1937  
as syn. of *Haliotrema thysanophridis* [sic] (Yam., 1937)  
comb. n.
- Ancyrocephalus thysanophrydis* of Yin and Sproston, 1948  
renamed: *A. sinensis* nom. nov.
- Ancyrocephalus vanbenedeni* Mugil cephalus (gills) Lahav, M.; and Sarig, S., 1967 a  
Daliah stream, Israel
- Ancyrocephalus vanbenedeni*, Johnston and Tiegs, 1922  
as syn. of *Haliotrema vanbenedeni* (Parona and Perugia 1890), Young 1968
- Androcotyla* n. gen. Deblock, S.; and Heard, R. W., 1970 a, 577, 583-584  
Microphallidae; Androcotylineae  
tod: *A. arenariae* n. sp.
- Androcotyla arenariae* n. gen., n. sp. (tod) Deblock, S.; and Heard, R. W., 1970 a, 577-584, figs. 1, 2A-B  
*Arenaria interpres* Molasses Key, Floride,  
(tube digestif (intestin grêle)) Etats-Unis d'Amérique
- Androcotylineae* nov. subfam. Deblock, S.; and Heard, R. W., 1970 a, 577, 583  
Microphallidae
- Angiodictyum anteroporum* n. sp. Chattopadhyaya, D. R., 1972 a, 1, 3-5, 16, fig. 2  
*Chelone mydas* (large intestine) Pamban (South India), Gulf of Manar
- Angiodictyum posterovitelatum* n. sp. Chattopadhyaya, D. R., 1972 a, 1-3, 16, fig. 1  
*Eretmochelys imbricata* (intestine) Mandapam, (South India), Gulf of Manar
- Anisocotylidae* Tagliani, 1912, partim Yamaguti, S., 1963 a  
as syn. of *Acanthocotylidae* Price, 1936
- Ankyrocotyle* Vlassenko, 1928, preoccupied Yamaguti, S., 1963 a  
as syn. of *Aviella* Sproston, 1946
- Anonchopator* Mueller, 1938 Kritsky, D.C.; Leiby, P.D.; and Shelton, M.E., 1972 a  
diagnosis emended to include *A. muelleri* sp. n.
- Anonchopator* Mueller, 1938 Leiby, P.D.; Kritsky, D.C.; and Peterson, C. A., 1972 a  
"removed from the Calceostomatidae . . . included in the Dactylogyridae"
- Anonchopator anomalum* Hypentelium nigricans (gills, body surface) Chien, S. M., 1969 a  
Rock Creek, Fannin County, Georgia
- Anonchopator muelleri* sp. n. Kritsky, D.C.; Leiby, P.D.; and Shelton, M.E., 1972 a, 723, 724-726, figs. 2-7  
*Carpiodes carpio* (gills) Missouri River, N. Dakota, S. Dakota  
*C. cyprinus* Spoon River, Flatville, Illinois
- Anoplocotyle* Palombi, 1943 Yamaguti, S., 1963 a  
Microbothriidae, Anoplocotylineae n. subfam.
- Anoplocotylineae* n. subfam. Yamaguti, S., 1963 a, 143, 146  
Microbothriidae, key  
includes: *Anoplocotyle* Palombi, 1943; *Pseudomicrobothrium* Yamaguti, 1958
- Anoplocotylodes* gen. n. Young, P. C., 1967 c, 381,  
Monocotylineae, key 386, 394-395  
tod: *A. papillatus* (Doran, 1953) comb. n.
- Anoplocotylodes papillatus* (Doran, 1953) gen. et comb. n. (tod) Young, P. C., 1967 c, 381, 394, 395-396, figs. 5a-b  
Syn.: *Heterocotyle papillata* Doran, 1953  
*Rhinobatos productus* (gills) Long Beach, California, U.S.A.
- Anthocotyle merlucii* van Beneden et Hesse, 1863 Lebedev, B. I.; and Parukhin, A. M., 1969 a  
*Merluccius merluccius* Walvis Bay (southwest Africa)
- Apatemon burti* (Miller, 1923) Zajíček, D., 1971 a  
epizootiology, ducks South Bohemian fish-ponds
- Apatemon fuligulae* Yamaguti, 1933 Osmanov, S. O., 1971 a, 191  
all from Uzbekistan  
Syn.: *Tetracotyle fuligulae* Yamaguti, 1933  
[*Parasilurus asotus*]  
[*Pseudobagrus fulvidraco*]  
*Leuciscus idus oxianus*
- Apatemon gracilis* (Rudolphi, 1819) Borgarenko, L. F., 1970 a  
*Porzana porzana* (intestine) Tadzhikistan
- Apatemon gracilis* Bubulcus ibis Stuart, J.J.; Dismukes, J.F.; and Dixon, C.F., 1972 a  
Georgia
- Apatemon gracilis minor* (Yamaguti, 1933) Raishite, D. I., 1973 a, figs.  
embryogenesis, natural and artificial lighting and darkness, morphology of miracidia, viability, temperature
- Apatemon minor* Yamaguti, 1933 Zajíček, D., 1971 a  
epizootiology, ducks South Bohemian fish-ponds
- Aphanuroides lethrini* *Anguilla vulgaris* (distal, proximal portion, intestine) Issa, G. I.; and Ebaid, N. M., 1969 b  
Nile River, Egypt
- Aphanurus* sp. Machida, M.; Ichihara, A.; and Kamegai, S., 1970 a  
*Mugil cephalus* (stomach) sea north of the Tsushima Islands
- Aphanurus stossichi* *Anguilla vulgaris* (distal and proximal portion, intestine) Issa, G. I.; and Ebaid, N. M., 1969 b  
Nile River, Egypt
- Apharyngostrigea Ciurea*, 1927 Gupta, N. K.; and Mehrotra, V., 1971 g  
key to species by Ukoli, 1967  
includes: *Apharyngostrigea* (A.) simplex; A. (A.) cornu; A. (A.) serpentina; A. (Brasiliana) flexis; A. (B.) brasiliiana; A. (B.) egretii
- Apharyngostrigea cornu* *Ctenopharyngodon idella* Musselius, V. A., 1969 a  
European USSR
- Apharyngostrigea cornu* (Zeder, 1800) Osmanov, S. O., 1971 a, 189  
*Leuciscus idus oxianus* all from Uzbekistan  
*Scardinius erythrophthalmus*  
*Ctenopharyngodon idella*  
*Barbus brachycephalus*

- Apharyngostrigea cornu* Tscherner, W., 1972 a, figs.  
(Zeder, 1800)  
life cycle, morphology, developmental stages  
*Anisus leucostomus* (exper.)  
*A. vortex* (exper.)  
*Bathymphalus contortus* (exper.)  
*Segmentina nitida* (exper.)  
*Galba palustris* (exper.)  
*Abramis brama*  
*Rutilus rutilus*  
*Blicca bjoerkna*  
*Leuciscus idus* (exper.)  
*Carassius carassius* (exper.)  
*Leucaspis delineatus* (exper.)  
*Poecilia reticulata* (exper.)  
*Rana esculenta* (exper.)  
*Pelobates fuscus* (exper.)  
*Ardea cinerea*
- Apharyngostrigea cylindrata* sp. n.  
*Ardea purpurea* (intestin grêle)  
Dubois, G.; and Beverley-Burton, M., 1971 a, 8-10, fig. 4  
Bangweulu Swamp, Zambia
- Apharyngostrigea ramai* (Verma)  
*Egretta garzetta*  
*Ardea cinerea*  
*Anhinga rufa*  
(intestin grêle of all)  
Dubois, G.; and Beverley-Burton, M., 1971 a, fig. all from Africa
- Apharyngostrigea ramai* (Verma, 1936) Vidyarthi, 1937  
*Bubulcus ibis* (intestine)  
Gupta, N. K.; and Mehrotra, V., 1971 g, figs.  
Chandigarh, India
- Apharyngostrigea* (*Apharyngostrigea*) *simplex* (Johnston, 1904)  
adhesive mechanisms, holdfast organ morphology  
*Bubulcus ibis* (intestine)  
Ukoli, F. M. A., 1970 a, figs.
- Apharyngostrigea sogdiana* sp. n. [i.e., n. comb.]  
Syn.: *Tetracotyle sogdiana*  
*Schizothorax argentatus*  
*Buteo rufinus* (exper.) (small intestine)  
Agapova, A. I., 1971 a, 68-72, figs. 1, 2  
Pavlovsky et Anitschkov, 1923  
Balkhash-Ilifskii pond  
(body cavity, mesentery, peritoneal epithelium)
- Apocreadium balistis* Manter, 1947  
*Balistes capricus* (intestine)  
Nahhas, F. M.; and Powell, E. C., 1971 a  
Santa Rosa Island
- Apocreadium coili*  
*Sogandares-Bernal*, 1959  
as syn. of *Neapocreadium coili* (*Sogandares-Bernal*, 1959)  
Siddiqi and Cable, 1960  
Nahhas, F. M.; and Powell, E. C., 1971 a, 5
- Apocreadium manteri* sp. n.  
*Leiostomus xanthurus* (intestine)  
Overstreet, R. M., 1970 b, 1055-1056, figs. 1-2  
Bernard Bayou to Horn Island, near Ocean Springs, Mississippi
- Aponurus* sp.  
(stomach of all)  
*Goniistius zonatus*  
*Rhinoplagusia japonica*  
Machida, M.; Ichihara, A.; and Kamegai, S., 1970 a  
all from sea north of the Tsushima Islands
- Aponurus bengalensis*  
age of host, degree of infection  
*Nemipterus japonicus*  
Parukhin, A. M., 1973 a  
Indian Ocean
- Aponurus californicus* n. sp.  
*Leuroglossus stilbius* (cardiac and pyloric ends of stomach)  
Noble, E. R.; and Orias, J.D., 1970 a, 413-417, fig. 1  
coasts of southern California; Mexico
- Aponurus lagunculus*  
Looss, 1907  
Syn.: *A. trachinoti* Manter, 1940  
*Trachinotus glaucus* (stomach)  
Fischthal, J.H.; and Thomas, J.D., 1971 a  
Ghana
- Aponurus trachinoti* Manter, 1940  
as syn. of *A. lagunculus* Looss, 1907  
Fischthal, J.H.; and Thomas, J.D., 1971 a
- Apophallus americanus*  
Van Cleave and Mueller (1932)  
as syn. of *Apophallus brevis* Ransom, 1920  
Sinclair, N. R., 1972 a
- Apophallus brevis* Ransom, 1920  
redescription  
Syn.: *Distomum* sp., larvae, of Cooper, 1915; *Tetracotyle* sp. of Hunter, 1942; *Apophallus itascensis* Warren, 1953; *A. americanus* Van Cleave and Mueller (1932)  
*Larus delawarensis* (nat. and exper.)  
*L. argentatus*  
*Perca flavescens*  
Sinclair, N. R., 1972 a, figs.  
Onesida Lake, New York  
" "  
Algonquin Provincial Park, Ontario; Onesida Lake, New York; Cuba Lake, New York
- Apophallus brevis* Ransom, 1920  
metacercarial cyst, histology, chemical analyses, site selection, geographic distribution  
*Perca flavescens* (blood vessels)  
Massachusetts and New York, United States; Ontario, Manitoba and Saskatchewan, Canada  
Sinclair, N. R., 1972 b, pls. 1920
- Apophallus donicus* (*Skrjabin & Lindtrop*)  
life cycle, compared with *A. muehlingi*  
*Lithoglyphus naticoides*  
*Acerina cernua* (nat. and exper.)  
*Perca fluviatilis* "  
*Lucioperca lucioperca* "  
Odening, K., 1973 a, figs.  
Spree & Havel rivers
- Apophallus imperator* Lyster, 1940  
"distinct species", redescription  
*Salvelinus fontinalis*  
*Larus delawarensis* (exper.)  
Sinclair, N. R., 1972 a  
Algonquin Provincial Park, Ontario; Lake Violon, Mass-kinonge County, Quebec
- Apophallus itascensis* Warren, 1953  
as syn. of *Apophallus brevis* Ransom, 1920  
Sinclair, N. R., 1972 a
- Apophallus muehlingi* (*Jägerskiöld*)  
life cycle, compared with *A. donicus*  
*Acerina cernua* (exper.)  
*Perca fluviatilis* (exper.)  
Odening, K., 1973 a, figs.
- Apophallus venustus* (Ransom) valid species  
Odening, K., 1973 a
- Apophallus venustus*  
*Roccus americanus*  
Tedla, S.; and Fernando, C. H., 1969 c  
Bay of Quinte, Lake Ontario

- Aporocotyle Smith, J. W., 1969 a  
phylogeny, comparison of species  
includes: *A. argentinensis* n. sp.; *A. margolisi*; *A. spinosicanalis*; *A. simplex*; *A. orientalis*
- Aporocotyle argentinensis Smith, J. W., 1969 a, 371-382,  
n. sp. figs. 2, 3B  
*Merluccius hubbsi* (bulbus arteriosus) South Atlantic, off coast of Argentina
- Aporocotyle macfarlani Holmes, J. C., 1971 b, 209-  
sp. n. 211, 213, figs. 1-3  
Syns.: *Aporocotyle simplex* of McFarlane, 1936; *A. simplex* of Ching, 1960  
*Sebastodes caurinus* all from coastal waters of State of Washington and Province of British Columbia  
*S. maliger*  
*S. melanops*  
*S. flavidus*  
*S. pinniger*
- Aporocotyle simplex of Holmes, J. C., 1971 b, 209  
Ching, 1960  
as syn. of *Aporocotyle macfarlani* sp. n.
- Aporocotyle simplex of Holmes, J. C., 1971 b, 209  
McFarlane, 1936  
as syn. of *Aporocotyle macfarlani* sp. n.
- Artyfechinostomm sufrar- Nath, D., 1973 b  
tyfex  
*Lymnaea luteola* (kidney)  
*L. acuminata*  
*Indoplanorbis exustus*  
*Digoniostoma pulchella*  
*Vivipara bengalensis*  
albino rat (exper.)  
albino mice "  
rabbit "  
dog "  
spiny tailed-lizard (exper.)
- Artyfechinostomm sufrar- Rai, P.; and Ahluwalia, S.S.,  
tyfex (Lane, 1915) 1958 b, figs.  
Syns.: *Echinostomm malayanum* (Lane, 1911)  
pigs Aligarh
- Ascocotyle angrense Yoshino, T.P., 1972 a  
*Fundulus parvipinnis* (gill southern California  
filaments)  
*Gallus domesticus* (exper.)
- Ascocotyle leighi Burton, Stein, P.C.; and Lumsden,  
1956 R.D., 1971 a, figs.  
fine structure, developing metacercarial cysts, cardiac muscle of sailfin molly
- Ascocotyle pachycystis Heard, R. W. III, 1970 a  
*Rallus longirostris* Dauphin Island, Alabama  
(small intestine)
- Ascocotyle pachycystis Stein, P. C.; and Lumsden,  
Schroeder and Leigh, 1965 R. D., 1971 b, figs.  
metacercarial cyst wall development, ultrastructure, cytochemistry
- Ascocotyle sexidigita Martin, W. E.; and Steele,  
sp. n. D. F., 1970 a, 101-104,  
figs. 1-4  
*Fundulus parvipinnis* near Huntington Beach, California  
*parvipinnis* (stomach and intestinal wall)  
*Gallus domesticus* (exper.)  
(ceca and large intestine)
- Ascocotyle sexidigita Yoshino, T.P., 1972 a  
*Fundulus parvipinnis* (gut southern California  
wall, lateral musculature)  
*Gallus domesticus* (exper.)
- Aspidocotylea Monticelli, Yamaguti, S., 1963 a  
1892  
Syn.: *Aspidogastrea* Faust et Tang, 1936
- Aspidogaster conchicola Bailey, H.H.; and Tompkins,  
integument morphology, S.J., 1971 a, figs.  
light and electron microscopy
- Aspidogaster conchicola Bakker, K. E.; and Diegenbach,  
Baer, 1826 P. C., 1973 a, figs.  
ultrastructure, spermatozoa
- Aspidogaster conchicola Halton, D. W., 1972 a, figs.  
fine structure, alimentary tract, tegument
- Aspidogaster conchicola Halton, D. W.; and Lyness,  
tegument, associated R. A. W., 1971 a, figs.  
structures, fine structural composition
- Aspidogaster conchicola Huehner, M. K.; and Etges,  
F. J., 1971 a  
*Goniobasis livescens* Cuyahoga River, northern Ohio  
(pericardial region)  
*Viviparus malleatus* (hepatopancreas) Burnett Woods Pond, Cincinnati, Ohio; Cuyahoga River, northern Ohio
- Aspidogaster conchicola Huehner, M. K.; and Etges,  
transmission by ingestion F. J., 1972 a  
*Viviparus malleatus* (nat. Cuyahoga River, Ohio  
and exper.)
- Aspidogaster conchicola Michelson, E.H., 1970 a,  
morphology, pathology figs.  
*Viviparus malleatus* Brookline, Massachusetts  
*V. japonicus* Blue Hills, Massachusetts
- Aspidogaster limacoides Davydov, O. N., 1970 a  
survival, synthetic media, temperature
- Aspidogaster limacoides Matskási, I., 1967 b  
Dies., 1835 all from Lake Balaton  
*Abramis brama*  
*Rutilus rutilus*  
*Cyprinus carpio*  
(small intestine of all)
- Aspidogaster limacoides Nagibina, L. F.; and Timofeeva, T. A., 1971 a; 1971 b  
true hosts, bivalve all from Volgograd reservoir  
molluscs  
*Dreissena polymorpha*  
*Sphaerium* sp. (pericardial cavity)  
*Blicca björkna* (intestine)  
*Abramis brama* "  
*A. sapa* "  
*Leuciscus idus* "  
*Rutilus rutilus* "  
*Cardium* sp.  
*Adacna* sp.
- Aspidogaster limacoides Osmanov, S. O., 1971 a, 157,  
Diesing, 1835 fig.  
(intestine of all) all from Uzbekistan  
*Acipenser nudiventris*  
*Rutilus r. aralensis*  
*Scardinius erythrophthalmus*  
*Barbus capito conocephalus*  
*B. brachycephalus*  
*Abramis sapa*  
*Neogobius melanostomus affinus*
- Aspidogastrea Rohde, K., 1972 a  
review, structure, development, biology



- Aspidogastrea Faust et Yamaguti, S., 1963 a  
Tang, 1936  
as syn. of Aspidocotylea Monticelli, 1892
- Aspinatrium n. gen. Yamaguti, S., 1963 a, 239,  
Microcotylidae, Micro- 245-246  
cotylinae, key  
tod: A. spari (Yamaguti,  
1937) n. comb.
- Aspinatrium Yamaguti, 1963 Dillon, W. A.; and Hargis, W.  
J. (jr.), 1965 b
- Aspinatrium acanthogobii Yamaguti, S., 1963 a  
(Yamaguti, 1940) n. comb. Japan  
Syn.: Microcotyle acanthogobii Yamaguti  
+Acanthogobius flavimanus
- Aspinatrium gerres (Sandars Dillon, W. A.; and Hargis, W.  
1944) n. comb. J. (jr.), 1965 b, 263  
Syn.: Microcotyle gerres Sandars, 1944
- Aspinatrium pogoniae (Mac- Yamaguti, S., 1963 a  
Callum, 1913) n. comb.  
Syn.: Microcotyle pogoniae MacCallum
- Aspinatrium spari (Yamaguti Yamaguti, S., 1963 a, 246,  
1937) n. gen., n. comb. 562, 563, pl. 90, fig. 565  
(tod) Japan  
Syn.: Microcotyle spari Yamaguti, 1937  
+Sparus longispinis
- Aspinatrium trachini (Paro- Yamaguti, S., 1963 a  
na et Perugia, 1889) n. comb. Genoa  
Syn.: Microcotyle trachini Parona et Perugia  
+Trachinus radiatus
- Aspinatrium trachini (Paro- Dillon, W. A.; and Hargis, W.  
na & Perugia, 1889) Yamagu- J. (jr.), 1965 b, 270  
ti, 1963  
as syn. of Pauciconfibula trachini (Parona & Perugia,  
1889) n. comb.
- Aspinatrium virgatarum Yamaguti, S., 1963 a  
(Tubangui, 1931) n. comb. Manila  
Syn.: Microcotyle virgatarum Tubangui  
+Teuthis virgata
- Asthenocotyle Robinson, Yamaguti, S., 1963 a  
1961  
Microbothriidae, Asthenocotylinae n. subfam.
- Asthenocotylinae n. subfam. Yamaguti, S., 1963 a, 143,  
Microbothriidae, key 147  
includes: Asthenocotyle Robinson, 1961
- Astiotrema cirricurvatus Simha, S. S.; and Chattopadh-  
n. sp. yaya, D. R., 1971 a, 21-25,  
Trionyx leithi fig. 1  
(intestine) river Manjira, Gulburga,  
Mysore State, India
- Astiotrema cyclemysi Sid- Simha, S. S.; and Chattopadh-  
diqui, 1965 yaya, D. R., 1971 a  
valid species
- Astiotrema geomydia Sid- Simha, S. S.; and Chattopadh-  
diqui 1958 yaya, D. R., 1971 a, 23  
"has no valid specific characters of its own"
- Astiotrema giganticum Simha, S. S.; and Chattopadh-  
Tiawari 1958 yaya, D. R., 1971 a, 23  
as syn. of A. reniferum (Looss, 1898), Looss, 1900
- Astiotrema impletum Simha, S. S.; and Chattopadh-  
(Looss, 1898) Looss 1900 yaya, D. R., 1971 a, 23  
valid species  
Syn.: A. rami Bhalerao 1936
- Astiotrema lissemysdis Agra- Simha, S. S.; and Chattopadh-  
wal, 1967 yaya, D. R., 1971 a  
valid species
- Astiotrema lissemysi Qazi Simha, S. S.; and Chattopadh-  
and Qazi 1963 yaya, D. R., 1971 a, 24  
as syn. of A. reniferum (Looss, 1898), Looss, 1900
- Astiotrema loblorchis Simha, S. S.; and Chattopadh-  
Tiawari 1958 yaya, D. R., 1971 a, 23  
as syn. of A. reniferum (Looss, 1898), Looss, 1900
- Astiotrema longicirra Dwi- Simha, S. S.; and Chattopadh-  
vedi 1966 yaya, D. R., 1971 a, 23  
as syn. of A. reniferum (Looss, 1898), Looss, 1900
- Astiotrema loossii Mehra Simha, S. S.; and Chattopadh-  
1931 yaya, D. R., 1971 a, 23  
as syn. of A. reniferum (Looss, 1898), Looss, 1900
- Astiotrema magniovum Fisch- Simha, S. S.; and Chattopadh-  
thal and Kuntz, 1965 yaya, D. R., 1971 a  
valid species
- Astiotrema mehrai Tiawari Simha, S. S.; and Chattopadh-  
1958 yaya, D. R., 1971 a, 23  
as syn. of A. reniferum (Looss, 1898) Looss, 1900
- Astiotrema monticellii Madhavi, R.; and Rao, K. H.,  
anomalous female repro- 1972 a, figs.  
ductive system  
Lissemysia punctata
- Astiotrema monticellii Simha, S. S.; and Chattopadh-  
Stossich, 1904 yaya, D. R., 1971 a  
valid species
- Astiotrema rami Bhalerao Simha, S. S.; and Chattopadh-  
1936 yaya, D. R., 1971 a, 23  
as syn. of A. impletum (Looss, 1898), Looss 1900
- Astiotrema reniferum Simha, S. S.; and Chattopadh-  
(Looss, 1898) Looss, 1900 yaya, D. R., 1971 a, 23  
valid species  
Syn.: A. mehrai Tiawari 1958; A. longicirra Dwivedi  
1966; A. giganticum Tiawari 1958; A. loblorchis Tiawari  
1958; A. loossii Mehra 1931; A. lissemysi Qazi and Qazi  
1963
- Astiotrema sudanensis Kha- Simha, S. S.; and Chattopadh-  
lil, 1959 yaya, D. R., 1971 a  
valid species
- Astiotrema trituri Grabda, Simha, S. S.; and Chattopadh-  
1959 yaya, D. R., 1971 a  
valid species
- Asymphyiodora imitans Brglez, J.; Rakovec, R.; and  
(Mühling, 1898) Snoj, N., 1966 a  
Hucho hucho (intestine) Ljubljanska River
- Asymphyiodora imitans Matskási, I., 1967 b  
(Mühling, 1898) Lake Balaton  
Abramis brama (intestine)
- Asymphyiodora kafirigani Osmanov, S. O., 1971 a, 171,  
Osmanov, 1965 fig.  
Schizothorax intermedius  
(intestine) Uzbekistan
- Asymphyiodora kubanicum Mikailov, T. K.; and Pashaev,  
age of host G. A., 1973 a  
Cyprinus carpio Azerbaïdzhan SSR

- Asymphylogora kubanicum* Osmanov, S. O., 1971 a, 169, fig.  
(Issaitschikoff, 1923)  
Syn.: *A. tincae donicum* all from Uzbekistan  
Issaitschikoff, 1923  
*Acipenser nudiventris* (intestine)  
*Rutilus rutilus aralensis* "  
*Leuciscus idus oxianus* "  
*Scardinius erythrophthalmus* "  
*Aspius aspius taenistatus* n. iblioides  
*Barbus capito conocephalus* "  
*B. brachycephalus* "  
*Chalcalburnus chalcoides aralensis* "  
*Abramis brama orientalis* "  
*Abramis sapa bergi natio aralensis* "  
*Cyprinus carpio* "
- Asymphylogora kubanicum* Shaova, N. D., 1969 b  
Issaitschikoff, 1923 Kuban river  
high floods, changes in parasite fauna  
[*Abramis brama*]
- Asymphylogora markewitschi* Brglez, J.; Rakovec, R.; and  
Kulakovskaja, 1947 Snoj, N., 1966 a  
Hucho hucho (intestine) Ljubljana River
- Asymphylogora markewitschi* Mikailov, T. K.; and Pashaev,  
age of host G. A., 1973 a  
*Cyprinus carpio* Azerbaïdzhan SSR
- Asymphylogora tincae* Brglez, J.; Rakovec, R.; and  
(Modzeer, 1790) Snoj, N., 1966 a  
Hucho hucho (intestine) Ljubljana River
- Asymphylogora tincae donicum* Osmanov, S. O., 1971 a  
Issaitschikoff, 1923  
as syn. of *A. kubanicum* (Issaitschikoff, 1923)
- Atherinicus* gen. n. Bykhovskii, B. E.; and Nagi-  
bina, L. F., 1969 b, 518, 524-  
525  
Dactylogyridae; Ancyro-  
cephalinae  
tod: *A. cornutus* sp. n.
- Atherinicus cornutus* gen. Bykhovskii, B. E.; and Nagi-  
et sp. n. (tod) bina, L. F., 1969 b, 518, 523-  
*Atherina forskali* (gills) 524, figs. 6-8  
South China Sea (Hainan)
- Atherinicus cornutus* By-  
chowski and Nagibina, 1969  
*Hepsetia pinguis* Paperna, I., 1972 a, figs.  
6-9  
northwest Eilat gulf (near  
port of Eilat)
- Athesmia foxi* Hammond, J. A., 1972 a, figs.  
*Canis adustus* all from northern Tanzania  
*C. mesomelas*
- Athesmia foxi* Porter, J. A. (jr.), 1972 a  
*Saguinus*  
*S. leucopus*  
*S. oedipus*
- Athesmia heterolecithodes* Heard, R. W. III, 1970 a  
*Rallus longirostris* (liver) Alabama; Louisiana; Georgia;  
North Carolina
- Atractotrema fusum* Machida, M.; Ichihara, A.;  
Goto et Ozaki and Kamegai, S., 1970 a  
*Siganus fuscescens* sea north of the Tsushima  
(pyloric caecum) Islands
- Atractotrema sigani* n. sp. Durio, W. O.; and Manter, H.  
(intestine of all) W., 1969 a, 293, 294, 295,  
*Siganus* sp. 296, 298, figs. 9-11  
*Siganus lineatus* New Caledonia  
Green Island, Queensland,  
Australia
- Atractotrematidae* Yamaguti, Durio, W. O.; and Manter, H.  
1939 W., 1969 a, 296  
as syn. of *Haploporidae* Nicoll, 1914
- Atraster* gen. nov. Lebedev, B. I.; and Parukhin,  
*Microcotylidae* A. M., 1969 a, 56, 62  
tod: *A. heterodus* sp. n.
- Atraster heterodus* gen. Lebedev, B. I.; and Parukhin,  
et sp. nov. (tod) A. M., 1969 a, 56, 61-62,  
*Sparus heterodus* figs. 3a-g  
Walvis Bay (southwest  
Africa)
- Atraster sargi* (Par. et Per., 1899) comb. n. Lebedev, B. I.; and Parukhin,  
*Sparus heterodus* A. M., 1969 a, 62  
Walvis Bay (southwest  
Africa)
- Atristella* gen. n. Unnithan, R. V., 1971 a, 366,  
*Microcotylidae*, *Microco-*  
*tylinae* 374  
tod: *Atristella* (*Atrio-*  
includes: *Atristella* sub- stella) otolithis sp. n.  
gen. n., *Biplacunella* subgen. n.
- Atristella* subgen. n. Unnithan, R. V., 1971 a, 374  
subgen. of *Atristella* gen. n.
- Atristella* (*Atristella*) Unnithan, R. V., 1971 a, 374  
*angelichthystownsendi*  
(MacGillum, 1916) comb. n.
- Atristella* (*Biplacunella*) Unnithan, R. V., 1971 a, 374-  
*australis* (Murray, 1931) 375  
comb. n. (mt of subgen.)
- Atristella* (*Atristella*) Unnithan, R. V., 1971 a, 366,  
*otolithis* gen. et sp. n. 371-374  
(tod) southern India  
*Otolithes argenteus*
- Atristella* (*Atristella*) Unnithan, R. V., 1971 a, 374  
*sciaenae* (Goto) comb. n.
- Atrophecaecum hindusthanen-* Pandey, K. C.; and Shrivas-  
*sis* Baugh, 1956 tava, S., 1972 a, fig.  
redescription Lucknow  
*Tropidonotus piscator* (intestine)
- Austroilharzia Johnston,* Farley, J., 1971 a  
1917  
*Schistosomatidae*; *Schistosomatinae*  
key to species  
includes: *A. odhneri*; *A. pricei*; *A. penneri*; *A. terri-*  
*galensis*; *A. hoepllii*; *A. lari*
- Austroilharzia hoepllii* Farley, J., 1971 a  
(Tang, 1951)  
key  
Syns.: *Ornithoilharzia hoepllii* Tang, 1951; *Microbil-*  
*harzia hoepllii* Dutt and Srivastava, 1961
- Austroilharzia lari* Farley, J., 1971 a  
(McLeod, 1937) Penner, 1953  
key  
Syns.: *Ornithoilharzia lari* McLeod, 1937; *Microbil-*  
*harzia lari* McLeod, 1940
- Austroilharzia odhneri* Farley, J., 1971 a  
(Faust, 1924) n. comb.  
key  
Syns.: *Ornithoilharzia odhneri* Faust, 1924; *Sinobil-*  
*harzia odhneri* Dutt and Srivastava, 1961
- Austroilharzia pricei* Farley, J., 1971 a  
(Wetzel, 1930) n. comb.  
key  
Syn.: *Ornithoilharzia pricei* Wetzel, 1930

- Austroilharzia terrigalensis* Johnston, 1917  
does not develop from *Cercaria variglandis*
- Austroilharzia terrigalensis* Johnston, 1917  
key  
Syns.: *A. variglandis* (Miller and Northup, 1926) Penner, 1953; *Microilharzia variglandis* Stunkard and Hinchcliffe, 1952; *M. chapini* Price, 1929; *M. manitobensis* McLeod, 1937; *M. canadensis* McLeod, 1937
- Austroilharzia variglandis* Baugh, S. C., 1971 a  
(Miller and Northup, 1926)  
Penner, 1953  
Syns.: *Microilharzia chapini*; *M. variglandis* develops from *Cercaria variglandis*
- Austroilharzia variglandis* Cheng, T. C.; Sullivan, J.T.; potential biological and Harris, K. R., 1973 a control, castration of vector, *Nassarius obsoletus* by *Zoogonus rubellus*
- Austroilharzia variglandis* Farley, J., 1971 a  
dis (Miller and Northup, 1926) Penner, 1953  
as syn. of *Austroilharzia terrigalensis* Johnston, 1917
- Austroilharzia variglandis* Lunetta, J. E.; and Vernberg, parasitized and non-parasitized snail tissue, fatty acids W. B., 1971 a
- Austroilharzia variglandis* McDaniel, J. S.; and Coggins, J. R., 1971 a  
seasonal distribution  
*Nassarius obsoletus* Calico Creek, Morehead City, North Carolina
- Austrodiplostomum mordax* Ostrowski de Nuñez, M., Szidat y Nani, 1951  
redescription  
*Phalacrocorax b. brasiliensis* (intestino) 1970 a, fig. provincia de Buenos Aires
- Aviella Sproston*, 1946 Yamaguti, S., 1963 a  
Syn.: *Ankyrocotyle Vlassenko*, 1928, preoccupied
- Axine hemirhamphae* Tripathi, 1959 nec Unnithan, 1957, preoccupied  
renamed *A. tripathii* nom. nov. Yamaguti, S., 1963 a, 256
- Axine sasikala* (Unnithan, 1957) n. comb. Yamaguti, S., 1963 a, fig. 1957  
Syn.: *Loxura sasikala* Unnithan
- Axine triangularis* Goto Yamaguti, S., 1963 a  
as syn. of *Heteraxinoides triangularis* (Goto, 1894) n. gen., n. comb.
- Axine tripathii* nom. nov. Yamaguti, S., 1963 a, 256,  
for *A. hemirhamphae* 512, pl. 65, fig. 424  
Tripathi, 1959 nec Unnithan, 1957, preoccupied  
+ *Hemirhamphus georgei* India
- Axinidae* Unnithan, 1957  
includes: *Cemocotylinae* Dillon, W. A.; and Hargis, W. J. (jr.), 1965 b  
Price, 1962
- Axinoides hyporamphi* Price, Kingston, N.; Dillon, W. A.; and Hargis, W. J. (jr.), 1962  
*Hyporamphus unifasciatus* 1969 a  
Chesapeake Bay area
- Azygia* sp. Esch, G. W., 1971 a  
*Micropterus salmoides* Gull Lake, Michigan
- Azygia angusticauda* (Stafford, 1904) Bhalerao, 1942  
Kakaji, V. L., 1968 a, figs.  
Syns.: *Azygia asiatica* Simha and Pershad (1964); *A. stunkardi* Rai (1964) (stomach of all)  
*Mastacembelus punctalus* all from Uttar Pradesh,  
*Wallagonia attu* India  
*Ophiocephalus punctatus*  
*O. striatus*  
*O. marulius*
- Azygia angusticauda* (Stafford, 1904) Spence, J. A.; and Peters, L. E., 1971 a  
*Perca flavescens* (stomach) Schoolcraft and Luce counties, Michigan
- Azygia asiatica* Simha and Pershad (1964) Kakaji, V. L., 1968 a, 143  
as syn. of *Azygia angusticauda* (Stafford, 1904)  
Bhalerao, 1942
- Azygia lucii* (Miller, 1776) Erglez, J.; Rakovec, R.; and Iltse, 1909  
*Hucho hucho* (intestine) Snoj, N., 1966 b, fig. Savinja and Ljubljana rivers
- Azygia lucii* survival, synthetic media, Davydov, O. N., 1970 a temperature
- Azygia lucii* (Miller) Halvorsen, O., 1971 b  
*Esox lucius* all from river Glomma,  
*Perca fluviatilis* south-eastern Norway  
*Lota lota*
- Azygia lucii* (Miller) Halvorsen, O., 1972 a  
seasonality, occurrence and reproduction, pike river Glomma, southeastern Norway
- Azygia lucii* Halvorsen, O.; and Andersen, K., 1973 a, fig.  
*Esox lucius* all from river Glomma  
*Lota lota*  
*Perca fluviatilis*
- Azygia lucii* (Miller, 1776) Matskási, I., 1967 b  
*Esox lucius* (gaster, intestine) all from Lake Balaton  
*Perca fluviatilis* (gaster)
- Azygia lucii* (O. F. Miller, 1776) Wierzbicka, J.; and Wierzbicki, K., 1971 a  
*Perca fluviatilis* Legińskie Lake
- Azygia stunkardi* Rai (1964) Kakaji, V. L., 1968 a, 143  
as syn. of *Azygia angusticauda* (Stafford, 1904)  
Bhalerao, 1942

- Bacciger cochinchensis* sp.n. Hafeezullah, M.; and Siddiqi, A. H., 1970 a, 932, 936-937, fig. 9  
Cochin  
Thrissocles mystax (intestine)
- Bacciger sardinellae* sp.n. Hafeezullah, M.; and Siddiqi, A. H., 1970 a, 932, 936, fig. 8  
Bombay  
Sardinella fimbriata (intestine)
- Bagrobdeella* Paperma, 1969 diagnosis amended Paperma, I., 1971 a, 145
- Bagrobdeella auchenoglanii* Paperma, 1969 redescription Paperma, I., 1971 a, figs. 1-3, 1-6
- Balfouria monogama* Leiper, 1908 Grétillet, S., 1970 b  
Savoigne, bord de la rivière Lampsar, région du delta du fleuve Sénégal  
Leptoptilus crumenifer (intestine)
- Basantisia* Oshmarin, P. G.; Alekseev, V. M.; and Smetanina, Z. B., 1969 a  
Microphallidae transferred from Lecithodendriidae
- Basantisia* sp. Boyd, E. M.; and Fry, A. E., 1971 a  
Megaceryle alcyon alcyon Massachusetts
- Basantisia halcyonae* sp. n. (small intestine of all) Oshmarin, P. G.; Alekseev, V. M.; and Smetanina, Z. B., 1969 a, 244, 245, 246-247, fig. 2  
Halcyon smyrnensis  
H. pileata
- Basantisia longa* sp. n. Oshmarin, P. G.; Alekseev, V. M.; and Smetanina, Z. B., 1969 a, 244, 245, 247-248, fig. 3  
Alcedo atthis (intestine)  
Democratic Republic of Vietnam
- Basantisia ramai* Pande, 1938 Oshmarin, P. G.; Alekseev, V. M.; and Smetanina, Z. B., 1969 a, 244, 245-246, 248, fig. 1  
Syn.: *Pseudospelotrema macrovesiculata* Chen, 1957  
Halcyon pileata (intestine)  
H. smyrnensis (intestine)  
Primorskiĭ kraj, USSR  
Democratic Republic of Vietnam
- Beauchampia* n. gen. Yamaguti, S., 1963 a, 290-291  
Polystomatidae, *Beauchampiinae* n. subfam. key  
tod: *B. alluaudi* (Beauchamp, 1913) n. comb.
- Beauchampia alluaudi* (Beauchamp, 1913) n. gen., Yamaguti, S., 1963 a, 291, 522, 523, pl. 70, fig. 450  
n. comb. (tod)  
Syns.: *Polystomum alluaudi* Beauchamp; *Parapolystoma alluaudi* (Beauchamp) Ozaki, 1935  
+*Bufo regularis* all from East Africa  
+*B. taitanus*
- Beauchampiinae* n. subfam. Yamaguti, S., 1963 a, 287, 290  
Polystomatidae, key to genera  
includes: *Beauchampia*, *Pseudodiplorchis*
- Benedenia anadenea* Meserve, Yamaguti, S., 1963 a 1938  
as syn. of *Neobenedenia adenea* (Meserve, 1938) n. comb.
- Benedenia girellae* Hargis Yamaguti, S., 1963 a  
as syn. of *Neobenedenia girellae* (Hargis, 1955) n. comb.
- Benedenia macrocolpa* Lühe Yamaguti, S., 1963 a  
as syn. of *Benedeniella macrocolpa* (Lühe, 1906) Johnston, 1929 [n. comb.]
- Benedenia muelleri* (Meserve) Yamaguti, S., 1963 a  
Price, 1939  
as syn. of *Neobenedenia muelleri* (Meserve, 1938) n. comb.
- Benedenia noblei* Menzies Yamaguti, S., 1963 a  
as syn. of *Pseudobenedenia noblei* (Menzies, 1946) n. comb.
- Benedenia pacifica* (Guberlet) Price, 1939 Yamaguti, S., 1963 a  
as syn. of *Pseudoentobdella pacifica* (Guberlet, 1936) n. gen., n. comb.
- Benedenia posterocolpa* Yamaguti, S., 1963 a  
Hargis, 1955  
as syn. of *Benedeniella posterocolpa* (Hargis, 1955) n. comb.
- Benedeniella* (Johnston, 1929) new rank Yamaguti, S., 1963 a, 121, 124-125  
Capsalidae, *Benedeniinae*, tod: *B. macrocolpa* (Lühe, 1906) Johnston, 1929 [n. comb.]  
key: raised from subgeneric to generic rank
- Benedeniella* Yamaguti, Yamaguti, S., 1963 a, 121, 1958 preoccupied  
renamed *Neobenedeniella* n. gen.
- Benedeniella congeri* Yamaguti, S., 1963 a  
Yamaguti, S., 1963 a  
as syn. of *Neobenedeniella congeri* (Yamaguti, 1958) n. gen., n. comb.
- Benedeniella macrocolpa* (Lühe, 1906) Johnston, 1929 [n. comb.] Yamaguti, S., 1963 a, fig. 125  
Syn.: *Benedenia macrocolpa* Lühe
- Benedeniella posterocolpa* (Hargis, 1955) n. comb. Yamaguti, S., 1963 a, fig. 129  
Syn.: *Benedenia posterocolpa* Hargis, 1955
- Bengaliniella* nov. gen. Deblock, S.; Mukherjee, R.P.; and Ghosh, R. K., 1970 a, 203, 209  
Microphallidae, *Microphallinae*  
tod: *B. dicaeacus* (Mukherjee et Ghosh, 1967) nov. comb.
- Bengaliniella* nov. gen. Deblock, S.; Mukherjee, R.P.; and Ghosh, R. K., 1970 a, 211  
as syn. of *Megalatriotrema* Rao, 1969
- Bengaliniella dicaeacus* (Mukherjee et Ghosh, 1967) Deblock, S.; Mukherjee, R.P.; and Ghosh, R. K., 1970 a, 203-209  
n. gen., n. comb. (tod)  
Syns.: *Microphallus dicaeacus* Mukherjee et Ghosh, 1967; *M. indicus* Mukherjee et Ghosh 1967  
*Rana tigrina tigrina*  
*Atretium schistosum*
- Bianium* sp. Machida, M.; Ichihara, A.; and Kamegai, S., 1970 a  
Navadon modestus (intestine)  
sea north of the Tsushima Islands
- Bianium hemistoma* Ozaki Machida, M.; Ichihara, A.; and Kamegai, S., 1970 a  
Ostracion tuberculatus (intestine)  
sea north of the Tsushima Islands

- Bianium plicatum* Madhavi, R., 1972 a  
*Gastrophysus lunaris* (intestine) Waltair Coast, Bay of Bengal
- Bianium rameshwarensis* Gupta, A. N.; Sharma, P. N.; and Jain, S. P., 1970 a, 112-119, fig. 1, pl. 1  
 n. sp. alkaline phosphatase, histochemical localization Rameshwaram, India  
*Tetraodon viridipunctatus* (intestine)
- Bicaudum* n. gen. Bilqeis, F. M., 1971 a, 254-255  
 Allocreadiidae, Diploproctodasinae mt: *B. otolithi* n. sp.
- Bicaudum otolithi* n. sp. (mt) Bilqeis, F. M., 1971 a, 254, 255-256, fig. 1  
*Otolithus argenteus* (intestine) Karachi coast
- Bicotyle* Tripathi, 1956 Yamaguti, S., 1963 a  
 Syn.: *Dicotyle* Tripathi, 1959, preoccupied
- Bicotyle reticulata* (Goto, 1894) Yamaguti, S., 1963 a  
 Tripathi, 1956  
 Syn.: *Microcotyle reticulata* Goto
- Bicotylophora* Price, 1936 Yamaguti, S., 1963 a  
 Discocotylidae, *Bicotylophorinae* n. subfam.
- Bicotylophorinae* n. subfam. Yamaguti, S., 1963 a, 193  
 Discocotylidae, key includes: *Bicotylophora* Price, 1936
- Bilharzia* Amin, M. B. A.; Daffala, A. A.; and El Moneim, O. A., 1972 a  
 molluscicide, ground seeds of *Jatropha* sp.
- Bilharzia* Baalawy, S. S., [1967 c]  
 Procida 22.07, snail hosts
- Bilharzia* Baalawy, S. S., [1967 d]  
 vehicles for Bayluscide, corncochs, *Styropor* P
- Bilharzia* van Eeden, J. A.; and Combrinck, C., 1966 a, maps  
 snail distribution South Africa
- Bilharzia japonicum* Klein, E.<sup>2</sup>, 1972 a  
 human, mebendazole, not effective Deutschland, Korean or Turkish origin
- Bilharziasis*. See *Schistosomiasis*.
- Bilharziella* Looss, 1899 Farley, J., 1971 a  
 Schistosomatidae; *Bilharziellinae*
- Bilharziella canaliculata* Farley, J., 1971 a  
 Braun, 1902  
 as syn. of *Ornithobilharzia canaliculata* (Rudolphi, 1819) Odhner, 1912
- Bilharziella indica* (Lal, 1937) Mehra, 1940 Farley, J., 1971 a  
 Syn.: *Chinruta indica* Lal, 1937; *Bilharziella lali* Baugh, 1963
- Bilharziella lali* Baugh, Farley, J., 1971 a  
 1963  
 as syn. of *Bilharziella indica* (Lal, 1937) Mehra, 1940
- Bilharziella littlebi* Farley, J., 1971 a  
 Byrd, 1956  
 as syn. of *Trichobilharzia littlebi* (Byrd, 1956)
- Bilharziella polonica* Borgarenko, L. F., 1970 a  
 (Kowalewski, 1895) Tadzhikistan  
*Rallus aquaticus* (blood vessels)
- Bilharziella polonica* Farley, J., 1971 a  
 Kowalewski, 1896  
 as syn. of *Trichobilharzia kowalewski* (Ejmont, 1929) McMullen and Beaver, 1945
- Bilharziella polonica* Pampiglione, S.; and Toffolotto, F., 1971 a  
 snail hosts, review Italy
- Bilharziella yokogawai* Farley, J., 1971 a  
 Oiso, 1927  
 Syn.: *Pseudobilharziella yokogawai* McLeod (1940); *Trichobilharzia yokogawai* McMullen and Beaver 1945
- Bilharziellinae*, Price Abdel Malek, E. T., 1961 b  
 1929  
 mammalian, bird, intermediate and definitive hosts, geographic distribution, life cycle, disease transmission, review
- Bilharziellinae* Price, Farley, J., 1971 a  
 1929  
 Schistosomatidae  
 key to genera  
 includes: *Bilharziella*; *Trichobilharzia*
- Bilharzirose vesicale*. See [*Schistosoma haematobium*]
- Bilorchis dissanaikaei* Kannangara, D. W. W., 1971 c,  
 n. sp. 131, 152-154, 155, fig. 16  
 key Nugegoda (Western Province), Ceylon  
*Melanochelys trijuga thermalis* (gall bladder)
- Bilorchis Mehra*, 1937 Kannangara, D. W. W., 1971 c,  
 revised generic diagnosis, 155  
 Plagiorchiidae, *Plagiorchiinae*  
 key to species
- Bilorchis indicum* Mehra, Kannangara, D. W. W., 1971 c,  
 1937 155  
 key
- Bilorchis indicum* [i.e. mehrai] Dwivedi, 1965 Kannangara, D. W. W., 1971 c,  
 key 155
- Biplacumella* subgen. n. Unnithan, R. V., 1971 a, 366,  
 subgen. of *Atriostellata* 374, 388  
 rt: *Atriostellata* (*Biplacumella*) *australis* (Murray, 1931) comb. n.
- Bistellavula* subgen. n. Unnithan, R. V., 1971 a, 366,  
 subgen. of *Nudimasculus* 368, 390  
 gen. n. tod: *Nudimasculus* (*Bistellavula*) *tai* (Yamaguti, 1938) comb. n.
- Bivagina* n. gen. Yamaguti, S., 1963 a, 239,  
 Microcotylidae, Microcotylinae, key 246-247  
 tod: *B. tai* (Yamaguti, 1938) n. gen., n. comb.

- Bivagina Yamaguti, 1963, emended  
Microcotylidae; Microcotylinae  
Dillon, W. A.; and Hargis, W. J. (jr.), 1965 b
- Bivagina alcedinis (Parona et Perugia, 1890) n. comb.  
Syn.: Microcotyle alcedinis Parona et Perugia  
+Smaris alcedo  
+Maena vulgaris  
Yamaguti, S., 1963 a, fig. all from Genoa
- Bivagina australis (Murray, 1931) n. comb.  
Syn.: Microcotyle australis Murray  
+Sparus australis  
Yamaguti, S., 1963 a, 247, 642, 643, pl. 130, fig. 867  
Victoria
- Bivagina australis (Murray, 1931) Yamaguti, 1963  
as syn. of Neobivagina australis (Murray, 1931) n. comb.  
Dillon, W. A.; and Hargis, W. J. (jr.), 1965 b, 268
- Bivagina baumi (Sprehn, 1930) n. comb.  
Syn.: Microcotyle baumi Sprehn  
+Cantherus sp.  
Yamaguti, S., 1963 a  
Leipzig Aquarium
- Bivagina pagrosomi (Murray, 1931) n. comb.  
Syn.: Microcotyle pagrosomi Murray, 1931  
Chrysophrys auratus (gills) redescription  
Dillon, W. A.; and Hargis, W. J. (jr.), 1965 b, 251, 265-267, pl. IV, figs. 25-28  
Auckland, Auckland Province, North Island, New Zealand
- Bivagina sillaginae (Woolcock, 1936) n. comb.  
Syn.: Microcotyle sillaginae Woolcock  
+Sillaginoides punctatus  
Yamaguti, S., 1963 a, 247, 628, 629, pl. 123, fig. 843  
Port Philip Bay, Australia
- Bivagina tai (Yamaguti, 1938) n. gen., n. comb. (tod)  
Syn.: Microcotyle tai Yamaguti; Microcotyle ichimidaei Ishii et Sawada, 1938  
+Pagrosomus unicolor  
+P. major  
Yamaguti, S., 1963 a, 246-247, 560, 561, pl. 89, fig. 559  
Japan, all from
- Bivaginuda subgen. n. subgen. of Nudimasculus gen. n.  
Syn.: Nudimasculus (Bivaginuda) sillaginae (Woolcock, 1936) comb. n.  
Unnithan, R. V., 1971 a, 366, 368, 390  
tod: Nudimasculus (Bivaginuda) sillaginae (Woolcock, 1936) comb. n.
- Bivesicula sp.  
Sebastiscus marmoratus (intestine)  
Scorpaenopsis cirrhosa (intestine)  
Machida, M.; Ichihara, A.; and Kamegai, S., 1970 a  
all from sea north of the Tsushima Islands
- Bivesicula epinepheli Yamaguti  
Epinephelus fario (pyloric caecum)  
Machida, M.; Ichihara, A.; and Kamegai, S., 1970 a  
sea north of the Tsushima Islands
- Bivesiculoides scari n. sp.  
Scarus dussumieri (intestine)  
Hafeezullah, M., 1971 b, 79-80, 87, fig. 8  
Tuticorin, Gulf of Manaar
- Bivitellobilharzia Vogel and Minning, 1940  
Schistosomatidae; Schistosomatinae  
Farley, J., 1971 a
- Bivitellobilharzia nairi redescription  
Elephas maximus (portal veins)  
Sundaram, R. K.; Iyer, R. P.; Peter, C. T.; and Alwar, V.S., 1972 a, pls.  
Kerala
- Bivulvostella subgen. n. subgen. of Diplostamenides gen. n.  
Syn.: Diplostamenides (Bivulvostella) canthari (van Ben. & Hesse, 1863) comb. n.  
Unnithan, R. V., 1971 a, 366, 368, 378, 388
- Bolbocephalodidae Strand, 1935  
Bolbocephalodoinea nov. subsuperfam. includes: Bolbocephalodinae Dubois, 1936  
Dubois, G., 1970 a
- Bolbocephalodinae Dubois, 1936  
Bolbocephalodidae Strand, 1935  
Dubois, G., 1970 a
- Bolbocephalodoinea nov. subsuperfam. (= Bolbocephalodines Dub., 1936)  
Strigeoidea Railliet, 1919  
includes: Bolbocephalodidae Strand, 1935  
Dubois, G., 1970 a
- Bolbophorus confusus (Krause, 1914) Dubois, 1935 fig.  
Syn.: Diplostomum confusum Ciurea, 1930  
Esox lucius all from Uzbekistan  
Pseudoscaphirhynchus kaufmanni  
Rutilus rutilus aralensis  
Barbus capito conocephalus  
Chalcalburnus chalcoides aralensis  
Abramis brama  
A. sapa bergi natio aralensis  
Capoetobrama kuschakewitschi  
Pelecus cultratus  
Carassius auratus gibelio  
Silurus glanis  
Lucioperca lucioperca  
Perca fluviatilis  
Cobitis aurata aralensis  
Osmanov, S. O., 1971 a, 183
- Bothitrematidae  
Dactylogyroidea, key  
Yamaguti, S., 1963 a, 22
- Brachycoelium salamandrae Lepomis cyanellus (intestinal washings)  
Mondl, M. C.; and Rabalais, F. C., 1972 a  
National Wildlife Refuge, Ottawa Co., Ohio
- Brachycoelium salamandrae Opheodrys aestivus  
Storeria dekayi tropica (small and large intestine of all)  
Rabalais, F. C., 1969 a  
all from Louisiana
- Brachylaema. See Brachylaime.
- Brachylaemoidea cercaria, ciliary formation of excretory system, staining technique  
Albaret, J. L., 1973 a
- Brachylaemus. See Brachylaime.
- Brachylaime. See Brachylaime.
- Brachylaime sp. dog (small intestine)  
Lengy, J.; Steiman, I.; and Steiman, Y., 1969 a  
Israel

- Brachylaima* sp.  
*Toxostoma rufum* (small intestine) Peet, S.; and Ulmer, M. J., 1971 a Dickinson County, Iowa
- Brachylaima arcuata*  
*Pyrrhula pyrrhula* (intestine) Williams, I. C.; and Newton, I., 1969 a Southern England
- Brachylaemus commutatus*  
prevalence chickens Eslami, A. H.; and Anwar, M., 1973 a Iran
- Brachylaemus fulvus*  
*Neomys fodiens* Berger, W., 1973 a Germany
- Brachylaemus fulvus* (Dujardin, 1843)  
*Sorex araneus* Bykhovskaia, I. E. (Pavlovskaja); Vysotskaia, S. O.; and Kulakova, A. P., 1970 a Transcarpathian region (Ukraine), Perechensk region
- Brachylaemus fuscatus* (Rudolphi, 1819)  
*Viverricula indica mayori* (small intestine) Kannangara, D. W. W., 1971 c, fig. North Central Province, Ceylon
- Brachylaemus fuscatus*  
life cycle, descriptions of cercaria, metacercaria, marita Helicella derbentina Kasimov, G. B.; Feizullaev, N. A.; and Salmanov, A. A., 1973 a, figs. Azerbaidzhan (Astarinskiĭ raion)  
[*Mus musculus*] (exper.) (intestine)
- Brachylaimus oesophagei*  
Shaldybin, 1953  
*Sorex araneus* (*Oesophagus*)  
*S. minutus*  
*Zonitoides excavatus*  
*Neomys fodiens* Lewis, J. W., 1968 b Aberystwyth and Skomer Island, Wales  
" " Aberystwyth, Wales  
" " " "
- Brachylaemus recurvus* (Dujardin, 1845)  
*Apodemus agrarius* Bykhovskaia, I. E. (Pavlovskaja); Vysotskaia, S. O.; and Kulakova, A. P., 1970 a Transcarpathian region (Ukraine), Khustsk region
- Brachylaimus recurvus* (Dujardin, 1845)  
*Apodemus sylvaticus* (small intestine) Lewis, J. W., 1968 a Skomer Island, Wales
- Brachylaemus spinulosus*  
hyperparasitized by *Semitrichodina sphaerocnuclea*  
*Limax turkestanus* Gvozdev, E. V.; and Soboleva, T. N., 1972 a fig. Zailiisk Alatau (Sernyĭ Tian-Shan)
- Brachylaema suis*  
suisi Colella, G., 1972 a, figs. Provincia di Matera
- Brachylaemus suis* Balozet, 1936  
*Sus scrofa domestica* (intestino delgado) Jurásek, V.; Ovies, D.; and Espaine, L., 1971 a, fig. Cuba
- Brachylaima virginianum*  
*Didelphis virginiana* (small intestine) Feldman, D.B.; Moore, J.A.; Harris, M.W.; and Self, J.L., 1972 a, fig. North Carolina
- Brachylaima virginianum* (Dickerson, 1930)  
*Didelphis virginiana* (small intestine) Miller, G. C.; and Harkema, R., 1970 a North Carolina
- Brachylaime virginianum*  
*Peromyscus leucopus* (small, large intestines) Zenchak, J. J.; and Hall, J. E., 1971 a West Virginia
- Brachylaimus*. See *Brachylaime*.
- Brachylecithum* sp.  
*Tetrao urogallus* Brglez, J.; Hribar, H.; and Brelih, S., 1967 a Slovenia
- Brachylecithum* sp. Ström, 1940  
*Phalangium opilio* Gabrion, C.; and Ormieres, R., 1973 a, figs. Sete
- Brachylecithum americanum*  
Denton, 1945  
*Corvus brachyrhynchos* (liver) Hendricks, L. D.; Harkema, R.; and Miller, Grover C., 1969 a North Carolina
- Brachylecithum exochocotyle*  
Denton and Byrd (1951)  
*Toxostoma rufum* (gall bladder, bile ducts) Peet, S.; and Ulmer, M. J., 1971 a Dickinson County, Iowa
- Brachylecithum mosquensis* (Skrjabin et Issaitschikoff, 1927) variability of species  
*Turdus pilaris* (Leber) Macko, J. K., 1968 d, figs.
- Brachylecithum mosquensis* (Skrjabin et Issaitshikoff, 1927) *cincli* Oshmarin, 1952  
*Cinclus pallasi* (liver) Oshmarin, P. G., 1968 a Primor'e
- Brachylecithum myadestis*  
sp. n.  
life cycle, intermediate host  
*Myadestes townsendi* (gall bladder)  
*Allogona ptychophora* (exper.) Carney, W. P., 1972 a, 519-522, figs. 1-9 Rattlesnake Creek, Missoula County, Montana
- Brachyphallus crenatus* (Rudolphi, 1802) Odhner, 1905  
*Clupea harengus* Reimer, L. W.; and Jessen, O., 1972 a northern part, North Sea
- Brachyphallus crenatus*  
*Ammodytes dubius* (intestine) Scott, J. S., 1973 a Nova Scotia Banks
- Brachyphallus crenatus* (Rud., 1802)  
*Salmo salar* Threlfall, W.; and Hanek, G., 1970 b Avalon Peninsula, Newfoundland
- Brachyphallus crenatus* (Rudolphi, 1802)  
*Osmerus mordax* (intestine) Threlfall, W.; and Hanek, G., 1971 a Labrador
- Brachyphallus parvus* (Manter, 1934) Skrjabin & Guschanskaja, 1955  
as syn. of *Lecithochirium parvum* Manter, 1947 Nahhas, F. M.; and Powell, E. C., 1971 a, 4

- Bradyhaptorinae subfam. n. Unnithan, R. V., 1971 a, 366,  
Microcotylidae 369, 370, 390, 392  
includes: Bradyhaptorus type gen.: Bradyhaptorus  
gen. n.; Gamacallum gen. n.;  
Diplasiocotyle Sanders, 1944
- Bradyhaptorus gen. n. (type) Unnithan, R. V., 1971 a, 366,  
Microcotylidae, Microcoty- 369  
linae tod: B. trachini (Par. &  
Per. 1889) comb. n.
- Bradyhaptorus draconis Unnithan, R. V., 1971 a, 366,  
(Briot, 1904) comb. n. 392
- Bradyhaptorus trachini Unnithan, R. V., 1971 a, 366,  
(Par. & Per. 1889) comb. n. 392  
(tod)
- Brahmputrotrema Dwivedi, M. P., 1970 a  
[lapsus as Brahmputrotrema]
- Brahmputrotrema [sic] bate- Dwivedi, M. P., 1970 a, 133-  
sia sp. n. 135, fig. 1  
key River Narmada, Eheraghat,  
Ophiocephalus punctatus Jabalpur, M. P., India  
(intestine)
- Brahmputrotrema [sic] punc- Dwivedi, M. P., 1970 a, 135  
tatum Dayal and Gupta, 1954  
key
- Brahmputrotrema Dwivedi, M. P., 1970 a  
[lapsus for Brahmputrotrema]
- Braunina cordiformis Bieniek, H.; and Meyer, L.,  
parasitic gastritis 1971 a  
Tursiops truncatus (Magen) Duisburger Tierpark
- Brauninidae Bosma, 1931 Dubois, G., 1970 a  
Prohemistomatocinea nov. subsuperfam.  
includes: Braunininae Wolf, 1903
- Braunininae Wolf, 1903 Dubois, G., 1970 a  
Brauninidae Bosma, 1931
- Brenesia n. gen. Caballero y Caballero, E.;  
Lecithodendriidae and Caballero Rodriguez,  
C. G., 1969 a, 539-545  
tod: B. chabaudi n. sp.
- Brenesia chabaudi n. gen., Caballero y Caballero, E.;  
n. sp. (tod) and Caballero Rodriguez,  
Rana pipiens (intestin C. G., 1969 a, 539-545, figs.  
grêle) 1-2  
Puerto Viejo, Sarapiquí,  
Provincia de Heredia, Costa  
Rica, Amérique Centrale
- Brevicaecum niloticum Fischthal, J. H.; and Thomas,  
McClelland, 1957 J. D., 1972 a  
Citharinus citharus (small Volta River near Yeji,  
intestine) Ghana
- Bucephalopsis productiova- Lebedev, B. I., 1968 b, 156,  
lis sp. nov. 157-158, fig. 1  
Trachichthodes gerrardi Great Australian Bight,  
(intestine) Tasman Sea
- Bucephalopsis scombropsis Machida, M.; Ichihara, A.;  
Yamaguti and Kamegai, S., 1970 a  
Scombrops boops sea north of the Tsushima  
(pyloric caecum) Islands
- Bucephalopsis trachichthodi Lebedev, B. I., 1968 b, 156,  
sp. nov. 158-159, fig. 2  
Trachichthodes gerrardi Great Australian Bight,  
(stomach, pyloric caeca) Tasman Sea
- Bucephalus sp. Cheng, T. C., 1966 b, figs.  
age differentiation, histologic sections
- Bucephalus spp. Machida, M.; Ichihara, A.;  
Sphyaema schlegeli and Kamegai, S., 1970 a  
(pyloric caecum & in- all from sea north of the  
testine) Tsushima Islands  
Sebasticus marmoratus (pyloric caecum & intestine) " " "  
Scorpaenopsis cirrhosa " " "
- Bucephalus sp. Osmanov, S. O., 1971 a, 159  
Perca fluviatilis (intes- Uzbekistan  
tine)
- Bucephalus brevitentaculatus Nahhas, F. M.; and Powell,  
Corkum, 1967 E. C., 1971 a  
Trichiurus lepturus (ceca) Pensacola Bay
- Bucephalus gorgon Nahhas, F. M.; and Powell,  
(Linton, 1905) Eckmann, E. C., 1971 a  
1932 mouth of Pensacola Bay  
Seriola zonata (ceca)
- Bucephalus labracis n. sp. Paggi, L.; and Orecchia, P.,  
Morone labrax (intestine) 1965 a, 69-74, figs. 1-2
- Bucephalus polymorphus Davydov, O. N., 1970 a  
survival, synthetic media, temperature
- Bucephalus polymorphus Gupta, N.K.; and Mehrotra, V.,  
Baer, 1827 1971 b, fig.  
(intestine of all) Ernakulam, South India,  
Therapon jarbua all from  
Pomadasy hasta
- Bucephalus polymorphus Issa, G. I.; and Ebaid, N. M.,  
Anguilla vulgaris (an- 1969 b  
terior alimentary canal, Nile River, Egypt  
distal and proximal portion, intestine)
- Bucephalus polymorphus Matskási, I., 1967 b  
Baer, 1827 all from Lake Balaton  
Lucioperca lucioperca  
L. volgensis (pyloric appendages, small intestine)
- Bucephalus polymorphus Osmanov, S. O., 1971 a, 159  
Baer, 1827 all from Uzbekistan  
(intestine of all)  
Lucioperca lucioperca  
Perca fluviatilis  
[Lota lota]  
Esox lucius
- Bucephalus polymorphus Tomatik, E.N.; and Esinenko-  
Gobio gobio Marita, N. M., 1968 a  
Abramis brama all from Moldavian reser-  
Lucioperca lucioperca voirs  
Cyprinus carpio  
Coregonus lavaretus marenoides



- Bucephalus varicus* Manter, 1940  
Caranx hippos (intestine)
- Nahhas, F. M.; and Powell, E. C., 1971 a  
Santa Rosa Island
- Bucephalus varicus*  
age of host, degree of infection  
Trachurus trachurus
- Parukhin, A. M., 1973 a  
Indian Ocean
- Buckleytrema indica* Gupta, 1956  
Tachysurus nenga (intestine)
- Hafeezullah, M., 1971 b  
Bombay, Arabian Sea
- Bunocotyle cingulata* Odhner, 1928  
Lucioperca lucioperca  
Pungitius platygaster aralensis
- Osmanov, S. O., 1971 a, 162  
all from Uzbekistan
- Bunodera luciopercae* (Miller 1776)  
developmental morphology, life cycle  
Pisidium variabile (gills) (exper.)  
Hyalella azteca (exper.)  
Crangonyx gracilis (exper.)  
Daphnia similis (exper.)  
Siphonolurus quebecensis (exper.)  
Perca flavescens (nat. and exper.) (intestine)
- Cannon, L.R.G., 1971 a, figs., pl.  
Algonquin Park, Ontario
- Bunodera luciopercae* (Miller 1776)  
summer decline in incidence, increased temperature  
Perca flavescens (intestine)
- Cannon, L. R. G., 1972 a  
Algonquin Park, Ontario
- Bunodera luciopercae*  
possible cause of mortality at Lake Neuchatel of Podiceps cristatus
- Capt, P. E., 1962 a
- Bunodera luciopercae*  
Perca fluviatilis
- Halvorsen, O., 1971 b  
river Glomma, southeastern Norway
- Bunodera luciopercae*  
seasonality, occurrence and reproduction, perch
- Halvorsen, O., 1972 a  
river Glomma, southeastern Norway
- Bunodera luciopercae*  
Perca fluviatilis
- Halvorsen, O.; and Andersen, K., 1973 a, fig.  
river Glomma
- Bunodera luciopercae* (Miller, 1776)  
(intestine of all)  
Lucioperca lucioperca  
Perca fluviatilis  
Acerina cernua  
Silurus glanis
- Osmanov, S. O., 1971 a, 169  
all from Uzbekistan
- Bunodera luciopercae* (intestine of all)  
[Esox lucius]  
[Perca fluviatilis]
- Rauckis, E., 1970 a  
all from Lake Dusia, Lithuania
- Bunodera luciopercae* (Miller, 1776)  
Esox lucius
- Threlfall, W.; and Hanek, G., 1970 d  
Eagle River, Labrador
- Bunodera luciopercae* (O. F. Müller, 1776)  
Perca fluviatilis
- Wierzbicka, J.; and Wierzbicki, K., 1971 a  
Legińskie Lake
- Bunodera luciopercae* (Miller, 1776)  
Salmo trutta (intestine)  
Perca fluviatilis (pyloric caeca, intestine)  
Gymnocephalus cernua (intestine)  
Pungitius pungitius (intestine)
- Wootten, R., 1973 a  
all from Hanningfield Reservoir, Essex
- Bunodera sacculata* Van Cleave and Mueller, 1932  
developmental morphology, life cycle, parthenogenic reproduction  
Perca flavescens (nat. and exper.) (intestine)  
Daphnia similis (exper.)  
Moina affinis "  
Pisidium variabile (exper.) (gills)  
Carassius aureus (exper.)
- Cannon, L.R.G., 1971 a, figs., pl.  
Algonquin Park, Ontario
- Bunodera sacculata* Van Cleave and Mueller, 1934  
summer decline in incidence, increased temperature  
Perca flavescens (intestine)
- Cannon, L. R. G., 1972 a  
Algonquin Park, Ontario
- Bychowskicotyla* gen. n. (type)  
Microcotylidae; Bychowskicotylinae subfam. n.
- Unnithan, R. V., 1971 a, 367, 369, 371, 396  
mt: B. mormyri (Lorenz, 1878) comb. n.
- Bychowskicotyla mormyri* (Lorenz, 1878) comb. n. (mt)
- Unnithan, R. V., 1971 a, 396
- Bychowskicotylinae* subfam. n. Microcotylidae  
type gen.: Bychowskicotyla gen. n.
- Unnithan, R. V., 1971 a, 366, 369, 371, 396
- Bychowskicotylinae* Lebedev, 1969  
Gastrocotylidae Price, 1943
- Lebedev, B. I., 1971 a, 65

- Caecincola* sp. Esch, G. W., 1971 a  
*Ammicola lustrica* Gull Lake, Michigan
- Caecincola parvulus* Marshall and Gilbert, 1905  
 (intestine of all)  
*Micropterus dolomieu*  
*M. salmoides*  
*M. punctulatus*  
*Chaenobryttus gulosus*
- Caenomicrocotyle* gen. n. Unnithan, R. V., 1971 a, 366-  
 Microcotylidae, Caeno- 367, 369, 392  
 microcotylinae subfam. n. tod: *C. (C.) fusiformis*  
 includes: *Caenomicrocotyle* (Goto, 1894) comb. n.  
 subgen. n.; *Notaster* subgen. n.; type genus of subfam.
- Caenomicrocotyle* subgen. n. Unnithan, R. V., 1971 a, 367,  
 subgen. of *Caenomicro-* 369, 392-393  
*cotyle* gen. n.
- Caenomicrocotyle* (*Notaster*) Unnithan, R. V., 1971 a, 367,  
*australiensis* (MacCallum, 394  
 1921) comb. n. (mt of subgen.)
- Caenomicrocotyle* (*Caenomi-* Unnithan, R. V., 1971 a, 394  
*crocotyle*) *bassensis*  
 (Murray, 1931) comb. n.
- Caenomicrocotyle* (*Caenomi-* Unnithan, R. V., 1971 a, 393  
*crocotyle*) *branchiostegi*  
 (Yamaguti, 1937) comb. n.
- Caenomicrocotyle* (*Caenomi-* Unnithan, R. V., 1971 a, 393  
*crocotyle*) *ceploae* (Yamaguti,  
 1937) comb. n.
- Caenomicrocotyle* (*Caenomi-* Unnithan, R. V., 1971 a, 393  
*crocotyle*) *eueides* (MacCallum  
 & MacCallum, 1913) comb. n.
- Caenomicrocotyle* (*Caenomi-* Unnithan, R. V., 1971 a, 367,  
*crocotyle*) *fusiformis* 392-393  
 (Goto, 1894) comb. n. (tod)
- Caenomicrocotyle* (*Caenomi-* Unnithan, R. V., 1971 a, 393  
*crocotyle*) *gimpo* (Yamag.,  
 1958) comb. n.
- Caenomicrocotyle* (*Caenomi-* Unnithan, R. V., 1971 a, 394  
*crocotyle*) *poronoti* (MacCallum,  
 1915) comb. n.
- Caenomicrocotyle* (*Caenomi-* Unnithan, R. V., 1971 a, 394  
*crocotyle*) *sebastisci*  
 (Yamag., 1958) comb. n.
- Caenomicrocotyle* (*Caenomi-* Unnithan, R. V., 1971 a, 394  
*crocotyle*) *stenotomi* (Goto,  
 1900) comb. n.
- Caenomicrocotylinae* subfam. Unnithan, R. V., 1971 a, 366,  
 nov. 369, 370-371, 392  
 Microcotylidae type gen.: *Caenomicrocotyla*  
 includes: *Caenomicrocotyle* gen. n.  
 gen. n.; *Dinotaster* gen. n.; *Diurix* gen. n.; *Paradiurix*  
 gen. n.
- Caigüirea*. See *Caigüiria*.
- Caigüirinae*. See *Caigüiriinae*.
- Caigüiria* gen. n. Nasir, P.; and Díaz, M.T.,  
 Heterophyidae; *Caigüiri-* 1971 a, 21, 23  
 inae subfam. n. mt: *C. anterouteria* sp. n.
- Caigüiria anterouteria* Nasir, P.; and Díaz, M.T.,  
 sp. n. (mt) 1971 a, 21-22, figs. 1, 1a  
 domestic cat (exper.) (small intestine, feces)  
*Himantopus himantopus* Laguna de Los Patos, Cumaná,  
 (small intestine) Venezuela  
*Lebistes reticulatus* (in- San Juan de Macarapana,  
 testinal mesentery) Cumaná, Venezuela
- Caigüiriinae* subfam. n. Nasir, P.; and Díaz, M.T.,  
 Heterophyidae 1971 a, 21, 23
- Cainocreadium labracis* Maillard, C., 1971 a, figs.  
 (Dujardin, 1845)  
*Morone labrax* (intestin antérieur)  
*Gibbula adamsoni* étang de Thau  
*Gobius jazo* (exper.) (muscles)
- Calceostoma sciaenae* Yama- Yamaguti, S., 1963 a  
 guti  
 as syn. of *Pseudocalceostoma sciaenae* (Yamaguti, 1940)  
 n. gen., n. comb.
- Calceostomatidae* Yamaguti, S., 1963 a, 22  
 Dactylogyroidea, key
- [*Calicophoron*] Khaïdarov, U., 1972 a  
 cattle, bithionol, oxinid
- Calicophoron calicophorum* Asadov, S. M.; Melikov, Iu.F.;  
 Planorbis planorbis and Gadzhieva, S. A., [1973 a]  
 (nat. and exper.) Azerbaidzhan SSR
- Calicophoron calicophorum* Horak, I. G., 1971 a  
 ruminants, pathogenicity, life cycle, development,  
 immunity, pathology, epizootiology, diagnosis, treatment,  
 control
- Calicophoron calicophorum* Mukhamadiev, S. A., 1971 a  
 [Bos taurus] Tadzhikistan
- Calicotyle inermis* Wool- Yamaguti, S., 1963 a  
 cock  
 as syn. of *Gymnocalicotyle inermis* (Woolcock, 1936)  
 [n. comb.]
- Campula oblonga* Cobbold, Dailey, M. D., 1971 b  
 1858 vicinity of the Channel  
*Phocoenoides dalli* islands off the southern  
 (hepatopancreatic ducts) California coast
- Campula oblonga* Migaki, G.; Van Dyke, D.; and  
 biliary fibrosis Hubbard, R. C., 1971 a, fig.  
*Phocoenoides dalli* (bile  
 ducts)
- Campula rochebruni* Ridgway, S. H.; and Dailey,  
 pathology M. D., 1972 a  
*Delphinus* sp. (bile and near Point Mugu, California  
 pancreatic ducts, brain)

- Capsala* Bosc, 1811 Yamaguti, 1963 a  
Syns: *Tricotyla* Guiart, 1938; *Tristomella* Guiart, 1938
- Carassotrema mugilicola* Overstreet, R.M., 1971 d, 972  
Shireman, 1964  
[as syn. of] *Chalcinotrema mugilicola* n. comb.
- Cardicola grandis* Leb. et Lebedev, B. I.; and Parukhin,  
M., 1968 A. M., 1972 a, 11  
as syn. of *Psettarioides grandis* (Lebedev et Mamaev,  
1968) comb. nov.
- Cardicola tropica* (Manter, Lebedov, B. I.; and Parukhin,  
1940) A. M., 1972 a, 11  
as syn. of *Psettarioides tropicum* (Manter, 1940) comb. n.
- Cardicolinae* Yamaguti, 1958 Lebedev, B. I.; and Parukhin,  
*Sanguinicolidae* A. M., 1972 a  
includes: *Cardicola*, *Selachohemecus*
- Carmyerius graberi* Graber, M.; and Birgi, E.,  
*Hilomid* and *tribromine* 1970 a  
*compound*, zebu
- Carmyerius graberi* Guilhon, J. C.; Graber, M.;  
zebu and Birgi, E., 1970 b  
tropical Africa
- Carmyerius papillatus* Graber, M.; and Birgi, E.,  
*Hilomid* and *tribromine* 1970 a  
*compound*, zebu
- Carmyerius papillatus* Graber, M.; Euzeby, J. A.;  
*Bilevon R* and Birgi, E., 1970 a  
zebu cattle tropical Africa
- Carmyerius parvi-papillatus* Graber, M.; and Birgi, E.,  
*Hilomid* and *tribromine* 1970 a  
*compound*, zebu
- Carmyerius parvi-papillatus* Graber, M.; Euzeby, J. A.;  
zebu cattle and Birgi, E., 1970 a  
tropical Africa
- Carmyerius spatiosus* Graber, M.; and Birgi, E.,  
*Hilomid* and *tribromine* 1970 a  
*compound*, zebu
- Carmyerius spatiosus* Guilhon, J. C.; Graber, M.;  
zebu and Birgi, E., 1970 b  
tropical Africa
- Carneophallus choanophallus* Heard, R. W. III, 1970 a  
*Bridgman*, 1969 Louisiana; Alabama; Missis-  
*Rallus longirostris* (small sippl  
intestine)
- Castroia* Travassos, 1928 Salem, J. B., [1973 a], 395  
key to species  
includes: *Castroia amplicava*; *C. noctali*; *C. expanza*  
n. sp.; *C. silvai*
- Castroia amplicava* Martin, D. R., 1969 a, figs.  
*Peropteryx kappleri* South Cali, Departamento del  
(anterior one-third intes- Valle, Colombia, South  
tine) America
- Castroia expanza* n. sp. Salem, J. B., [1973 a], 393-  
key 395, fig. 1  
*Tadarida aegyptiaca* Hyderabad, Andhra Pradesh,  
(intestine) India
- Castroia silvai* Travassos, Caballero y Caballero, E.;  
1928 and Montero Gei, F., 1963 a,  
*Micronycteris* (Xenocotenes) figs.  
*hirsuta* (intestino delgado) Río Grande de Atenas, Pro-  
vincia de Alajuela, Costa  
Rica
- Castroia silvai* Trav., 1928 Martin, D. R., 1969 a, figs.  
*Peropteryx kappleri* South Cali, Departamento del  
(middle one-third intestine) Valle, Colombia, South  
America
- Catadiscus uruguayensis* Suriano, D. M., 1970 a, 216-  
Freitas y Lent 1939 218, figs.  
*Leptodactylus ocellatus* República Argentina  
(intestino grueso)
- Catartropis johnstoni* Mar- Bush, A.O.; and Kinsella,  
tin, 1956 J.M., 1972 a  
experimental host specificity, intraspecific variation  
*Oryzomys palustris* (nat. Cedar Key, Florida  
and exper.) (intestine and cecum)  
*Cerithidea scalariformis* Cedar Key, Florida  
*Gallus domesticus* (exper.)  
*Mus musculus* (exper.)  
*Meriones unguiculatus* (exper.)  
*Mesocricetus auratus* (exper.)
- Cathaemasidae* Nasir, P.; Diaz, M. T.; and  
modified key to subfam. Marcano G., D., 1971 a  
includes: *Liliatrematinae*; *Ribeiroiinae*; *Cathaemasiinae*;  
*Reeselliinae*; *Guaicaipurtinae* subfam. n.
- Cathaemasiinae* Nasir, P.; Diaz, M. T.; and  
*Cathaemasiidae*, key Marcano G., D., 1971 a
- Cemocotyle* Sproston, 1946 Dillon, W. A.; and Hargis, W.  
*Cemocotylinae* J. (jr.), 1965 b
- Cemocotyle* Sproston, 1946 Yamaguti, S., 1963 a  
(type genus)  
*Cemocotylidae* n. fam., key
- Cemocotyle trachuri* n. sp. Dillon, W. A.; and Hargis, W.  
*Trachurus novae-zelandiae* J. (jr.), 1965 b, 251, 274,  
(gills) 275, 277, pl. VI, figs. 43-46  
Cape Campbell, Marlborough  
Province, South Island,  
New Zealand
- Cemocotylella* Price, 1962 Yamaguti, S., 1963 a  
*Cemocotylidae* n. fam., key
- Cemocotylidae* n. fam. Yamaguti, S., 1963 a, 238,  
*Microcotyloidea*, key 270, 271  
key to genera  
includes: *Cemocotyle*,  
*Cemocotylella* Sproston, 1946
- Cemocotylinae* Price, 1962 Dillon, W. A.; and Hargis, W.  
*Axinidae* J. (jr.), 1965 b

- Centrocestus formosanus* Nath, D., 1972 a, figs.  
(Nishigori 1924)  
metacercariae, development, pigeons, ducks, chicks
- Centroderma* Luhe, 1901 Orecchia, P.; and Paggi, L.,  
generic characters as 1964 a  
defined by Lühe fit *C. stossichianum*, but not *C. spinosissima*
- Centroderma* Luhe, 1901 Paggi, L.; and Orecchia, P.,  
emend. 1964 a  
Mesometridae; Mesometrinae n. subfam., key  
type: *C. stossichianum*  
(Monticelli, 1892) Lühe,  
1901
- Centroderma spinosissimum* Orecchia, P.; and Paggi, L.,  
(Stossich, 1833) Luhe, 1901 1964 b, 259  
as syn. of *Stossichiella spinosissima* (Stossich, 1833)  
comb nov.
- Centroderma stossichianum* Orecchia, P.; and Paggi, L.,  
(Monticelli, 1892) Luhe, 1901 1964 b  
fits generic characters as defined by Lühe, 1901
- Centroderma stossichianum* Paggi, L.; and Orecchia, P.,  
(Monticelli, 1892) Lühe, 1901 1964 a, figs.  
1901 (type)  
Box salpa (intestine)
- Centrovarium lobotes* Woods, C. E., 1971 a  
*Ambloplites rupestris* all from Forest River, North  
*Etheostoma nigrum* Dakota  
*Hybopsis biguttata*  
*Notropis cornutus*  
*Pimephales notatus*  
*Rhinichthys atratulus*  
*Semotilus atromaculatus*  
*Rhinichthys cataractae*
- Cephalogonimus* sp. Cain, G. D., 1969 a  
hemoglobin studies
- Cephalogonimus americanus* Lang, B. Z., 1969 a  
mode of infection, *Rana clamitans*, ingestion of shed  
skin containing metacercariae
- Cephalogonimus americanus* Spence, J. A.; and Peters, L.  
Stafford, 1902 E., 1971 a  
*Rana clamitans* vicinity, Northern Michigan  
Univ. Field Station
- Cephalogonimus europaeus* Combes, C.; and Gerbeaux, M.  
Elaizot, 1910 T., [1971 a]  
*Rana ridibunda perezii* Pyrénées  
(duodenum)
- Cephalogonimus kumerus* Jahan, A., [1971 a], fig.  
Gupta, 1954 Lucknow  
*Lissemys punctata punctata* (intestine)
- Cephalogonimus retusus* Božhkov, D. K., 1971 a  
*Rana ridibunda* (Därm)  
Matrix natrix (exper.) (Dünndarm)
- Cephalogonimus sireni* sp. Premvati, G., 1969 c, 74-75,  
nov. 76, fig. 1  
*Siren lacertina* Lake Munson, Leon County,  
(latter half of intestine) Florida
- Cephalophallus* sp. Esch, G. W., 1971 a  
*Goniabasis* sp. Gull Lake, Michigan
- Cephalophallus obscurus* Lang, B. Z.; and Dronen, N.  
*Mustela vison* O., 1972 b  
Michigan
- Cercaria* Nasir, P.; Diaz, M. T.;  
key to species, includes: Hamana Salazar, L. J.; and  
*Cercaria yacalicola* sp. Guevara, S., 1969 a  
n.; *C. raiaacauda*; *C. steelmani*; *C. coslocerca*; *C. macro-*  
*cerca*; *C. donecerca*; *C. conica*; *C. papillostoma*; *C. waba-*  
*shensis*; *C. sphaerocerca*; *C. latigazica* sp. n.; *C. erien-*  
*sis*; *Phyllodistomum staffordi*; *P. simile*; *Gorgoderina*  
*attenuata*
- Cercaria* Stunkard, H. W., 1970 b, 66-76  
hosts, life cycles, review Woods Hole, Massachusetts
- Cercaria* sp. 1 Meade, T. G.; and Bedinger,  
*Physa* sp. C. A. (jr.), 1972 a, fig.  
eastern Texas
- Cercaria* sp. 2 Meade, T. G.; and Bedinger,  
*Physa* sp. C. A. (jr.), 1972 a, fig.  
eastern Texas
- Cercaria* A Robson & Wil- Robson, E. M.; and Williams,  
liams, 1970 I. C., 1971 b  
as syn. of *Renicola roscovita* (Stunkard, 1932)
- Cercaria* [sp.] (brevifurcate Thurston, J.P., 1971 a  
*furcocercous*) all from Queen Elizabeth  
*Biomphalaria sudanica* National Park, Uganda  
*Segmentorbis* (probably *S. angusta*)
- Cercaria amblemae* sp. n. Flook, J. M.; and Ubelaker,  
key J. E., 1971 a, 159-166, fig.  
*Amblesma plicata* (gonad, 2  
digestive gland) Garza-Little Elm Reservoir,  
Denton County, Texas
- Cercaria anodontae* Coil, Flook, J. M.; and Ubelaker,  
1954 J. E., 1971 a  
key
- Cercaria arismendii* sp. Nasir, P.; Hamana Salazar,  
n. L. J.; and Diaz, M. T.,  
*Pomacea glauca* 1969 a, 231, 233, 237, figs.  
5-7  
Los Pocitos, en route to  
San Juan de Macarapana, Edo.  
Sucre, Venezuela
- Cercaria armata* Siebold Stadnichenko, A. P., 1969 a  
reproductive organs of snail host, biochemical changes,  
pathology, parasitic castration
- Cercaria asaguensis* sp. n. Nasir, P.; Hamana Salazar,  
*Marisa cornuarietis* L. J.; and Diaz, M. T.,  
1969 a, 231-233, 237, figs.  
1-2  
Puente de Asagua, Caripito,  
Edo. Monagas, Venezuela
- Cercaria barceloica* Nasir, P., 1971 a, 206, figs.  
sp. n. 1-la  
*Pomacea glauca* Río Barcelo, Güiría, Edo.  
Sucre, Venezuela

- Cercaria bengalensis* n. sp. Madhavi, R.; and Rao, K. H., 1969 a, 86-93, figs. 1-3  
Turbo intercostalis Waltair coast, Bay of Bengal
- Cercaria bhalariaoi* Mukherjee, R. P., 1968 c, figs.  
Mukherjee, 1960 description, cercariae, rediae  
+*Indoplanorbis exustus* Bareilly, India
- Cercaria bulimusi* Peter and Srivastava, 1955 snails  
Jain, S. P., 1970 a Bareilly District, India
- Cercaria carelica* I sp. nov.  
*Limnaea corvus* Gvozdev, M. A., 1972 a, 7-10, figs. 1(a, b, v)  
Lake Srednee Kuito, Severnaia Kareliia
- Cercaria catatonki* Fischthal, 1951 key  
Flock, J. M.; and Ubelaker, J. E., 1971 a
- Cercaria chackai* sp. n.  
*Melania tuberculata*  
*M. scabra* Nadakal, A. M.; Mohandas, A.; and Sunderaraman, V., 1969 a, 1187-1190, figs. 1-3  
all from Chackai, near Trivandrum City, Kerala, India
- Cercaria chilyaensis* sp. n.  
*Vivipara bengalensis* Ahmed, Z.; and Khan, I., 1967 a, 97-102, fig. 1  
Chilya Lake, West Pakistan
- Cercaria chungathi* Peter and Srivastava, 1955 snails  
Jain, S. P., 1970 a Bareilly District, India
- Cercaria cornuarietis* sp. n.  
*Marisa cornuarietis* Nasir, P.; Hamana Salazar, L. J.; and Diaz, M. T., 1969 a, 234-235, fig. 8  
Laguna de Chamariapa, Carriaco, Edo. Sucre; canal de riego, Calabozo, Edo. Guarico, Venezuela
- Cercaria coronata* Fil. Stadnichenko, A. P., 1969 a reproductive organs of snail host, biochemical changes, pathology, parasitic castration
- Cercaria cystogenata* carbohydrates, lipids, enzymes, comparison with host tissues  
Reader, T. A. J., 1971 a, fig.
- Cercaria dipteroerca* seasonal distribution, *Nassarius obsoletus* McDaniel, J. S.; and Coggins, J. R., 1971 a  
Calico Creek, Morehead City, North Carolina
- Cercaria eriensis* Coil, 1954  
differentiation from *C. lampsilae* Coil, 1954  
Coil, W. H., 1969 b
- Cercaria eriensis* Coil 1953 Syn.: *C. lampsilae* Coil, 1954.  
Nasir, P.; Diaz, M. T.; Hamana Salazar, L. J.; and Guevara, S., 1969 a
- Cercaria exusta* n. sp.  
*Indoplanorbis exustus* Thapar, G. S., 1969 a, 128-131, fig. [3]A-B  
Aihari tank, Rae Bareilly Road, Lucknow
- Cercaria farakhanweri* sp. n.  
*Pomacea urceus* Nasir, P., 1971 a, 206-207, figs. 2-2b  
Tucupido, Edo. Guarico, Venezuela
- Cercaria filicauda* Fischthal, 1951 key  
Flock, J. M.; and Ubelaker, J. E., 1971 a
- Cercaria ghailae* n. sp.  
*Limnaea acuminata* Thapar, G. S., 1969 a, 120-125, fig. [1]A-C  
Tank Ghaila, near Lucknow on Sitapur Road
- Cercaria glauca* Bidulina reproductive organs of snail host, biochemical changes, pathology, parasitic castration  
Stadnichenko, A. P., 1969 a
- Cercaria gyraulusi* Peter and Srivastava, 1955 snails  
Jain, S. P., 1970 a Bareilly District, India
- Cercaria helvetica* XII carbohydrates, lipids, enzymes, comparison with host tissues  
Reader, T. A. J., 1971 a, figs.
- Cercaria honeyi* Fischthal, 1951 key  
Flock, J. M.; and Ubelaker, J. E., 1971 a
- Cercaria imbricata* carbohydrates, lipids, enzymes, comparison with host tissues  
Reader, T. A. J., 1971 a, figs.
- Cercaria indicae* II Sewell 1922  
*Indoplanorbis exustus* Thapar, G. S., 1969 a, fig. Tal Kathauta, Bara Banki Road, Lucknow
- Cercaria indicae* XXIV Sewell 1922  
*Limnaea acuminata*  
*Limnaea luteola* Thapar, G. S., 1969 a, fig. all from Kukrail stream and Botany tank, Lucknow University
- Cercaria indica* XXV Sewell, 1922  
*Limnaea acuminata* v. *gracilior*  
*L. luteola* Thapar, G. S., 1969 a, fig. all from Kukrail stream on Bara Banki Road, Lucknow
- Cercaria indicae* XXVI Sewell, 1922 snails  
Jain, S. P., 1970 a Bareilly District, India
- Cercaria indicae* XXIX Sewell, 1922 snails  
Jain, S. P., 1970 a Bareilly District, India
- Cercaria indicae* XXXII Sewell, 1922 snails  
Jain, S. P., 1970 a Bareilly District, India
- Cercaria indicae* XLVIII Sewell, 1922  
*Indoplanorbis exustus* Thapar, G. S., 1969 a, fig. Kukrail stream on Bara Banki Road, Lucknow
- Cercaria kukrailensis* n. sp.  
*Melanoides tuberculatus* Thapar, G. S., 1969 a, 131-135, fig. [4]A-C  
Kukrail stream on Barabanki Road, Lucknow

- Cercaria lampsilae* Coil, 1954  
differentiation from *C. eriensis* Coil, 1953
- Coil, W. H., 1969 b
- Cercaria lampsilae* Coil, 1954  
as syn. of *C. eriensis* Coil 1954
- Nasir, P.; Diaz, M. T.; Hamana Salazar, L. J.; and Guevara, S., 1969 a
- Cercaria latigazica* sp. n.  
key  
*Pomacea glauca*
- Nasir, P.; Diaz, M. T.; Hamana Salazar, L. J.; and Guevara, S., 1969 a, 102, 103, 104, 105, figs. 1, 2, 7  
La Chorrera, near Caripito; Los Yacales, La Llanada de San Juan, near Universidad de Oriente, Cumaná, Venezuela
- Cercaria lebouri*  
infected and uninfected  
*Littorina littorea*, glyco-  
gen content of digestive  
gland and foot, seasonal fluctuation
- Robson, E. M.; and Williams, I. C., 1971 a  
Scalby Rocks, North York-  
shire
- Cercaria lebouri* Stunkard, 1932  
host reproductive biology  
*Littorina littorea*
- Robson, E. M.; and Williams, I. C., 1971 b  
Scalby Rocks on North  
Yorkshire coast
- Cercaria lebouri*  
Stunkard, 1932  
description, larval stage  
*Littorina littorea*
- Werding, B., 1969 a, 308-310,  
figs.  
German Bay, North Sea
- Cercaria levantina* 6 [new]  
development  
*Bithynia sidoniensis*
- Lengy, J.; and Wolff, Y.,  
1971 a, 280-283, figs. 1, 2  
near Lake Tiberias, Israel
- Cercaria levantina* 7 [new]  
development  
*Bithynia sidoniensis*  
B. saulcyi
- Lengy, J.; and Wolff, Y.,  
1971 a, 283-286, figs. 3, 4  
all from Lake Tiberias area,  
Israel
- Cercaria levantina* 8 [new]  
development  
*Bulinus truncatus*
- Lengy, J.; and Wolff, Y.,  
1971 a, 287-290, figs. 5, 6  
Bataikha Valley (Golan  
Heights) Israel
- Cercaria limmaei* I n. sp.  
xiphidiocercaria  
*Limnaea stagnalis*  
(hepatopancreas)
- Pandey, K. C.; and Shrivastava, S., 1972 b, 129-130,  
figs. 1-3  
near Lucknow
- Cercaria limmaei* II n. sp.  
xiphidiocercaria  
*Limnaea stagnalis*  
(digestive gland)
- Pandey, K. C.; and Shrivastava, S., 1972 b, 130-132,  
figs. 4-6  
Kukrail (tributary of River  
Gomati)
- Cercaria limmaei* III n. sp.  
xiphidiocercaria  
*Limnaea stagnalis*  
(hepatopancreas, gonads)
- Pandey, K. C.; and Shrivastava, S., 1972 b, 132-134,  
figs. 7-9  
Gazipur, India
- Cercaria marini* Faust and Hoffman, 1934  
has been named *Ribeiroia marina* comb. n.
- Basch, P. F.; and Sturrock, R. F., 1969 a
- Cercaria mathurapurensis*  
Mukherjee, 1960  
description, cercariae, rediae  
+*Indoplanorbis exustus*
- Mukherjee, R. P., 1968 c,  
figs.  
Bareilly, India
- Cercaria micromyae* Fisch-  
thal, 1951  
key
- Flook, J. M.; and Ubelaker, J. E., 1971 a
- Cercaria monagasica* sp. n.  
*Pomacea glauca*
- Nasir, P.; Hamana Salazar, L. J.; and Diaz, M. T.,  
1969 a, 235-236, figs. 9-10  
La Chorrera, Caripito, Edo.  
Monagas, Venezuela
- Cercaria neopronocephalus*  
*indicus* n. sp.  
as syn. of *Neopronocephalus triangularis* Mehra, 1932  
*Melanoides tuberculatus*
- Thapar, G. S., 1968 b, 125-131,  
figs. 1-4  
Lucknow
- Cercaria onkari* n. sp.  
*Indoplanorbis exustus*
- Jain, S. P., 1970 a, 78, 79  
Bareilly District, India
- Cercaria onkari* n. sp.  
*Indoplanorbis exustus*
- Jain, S. P., 1972 a, 261-266,  
figs. 1-4  
Rithora (District Bareilly,  
U. P., India)
- Cercaria paracumanensis*  
sp. n.  
*Marisa cornuarietis*
- Nasir, P., 1971 a, 206, 207-  
208, figs. 3-3b  
Hacienda Montalban, Cumana-  
coa, Edo. Sucre, Venezuela
- Cercaria paraudoi* sp. n.  
*Marisa cornuarietis*  
*Pomacea glauca*
- Nasir, P.; Diaz, M. T.; and  
Hamana Salazar, L. J., 1969 a,  
175-176, 177, fig. 2  
all from Venezuela
- Cercaria parvicaudata*  
Stunkard und Shaw, 1931  
as ?syn. of *Renicola roscovita* (Stunkard, 1932) n. comb.
- Werding, B., 1969 a, 319
- Cercaria pectinata* (larve  
de *Bacciger bacciger*)  
tegument ultrastructure
- Matricon-Gondran, M., 1971 a,  
figs.
- Cercaria pigmentata*  
variations, aminotrans-  
ferase activity and total free amino acid level, body  
fluid, *Limnaea luteola*
- Manohar, L.; Rao, P. V.; and  
Swami, K. S., 1972 a
- Cercaria pseudoconcordia*  
Nasir, P.; Diaz, M. T.; and  
Nasir, Diaz, and Lemus de  
Guevara, 1969  
as syn. of *Guaicaipuria pseudoconcordia* (Nasir, Diaz, and  
Lemus de Guevara, 1969) n. comb.
- Marciano G., D., 1971 a
- Cercaria pseudodisci* col-  
linsi Peter and Srivastava,  
1955  
snails
- Jain, S. P., 1970 a  
Bareilly District, India
- Cercaria pseudopifancii* sp.  
n.  
*Marisa cornuarietis*
- Nasir, P.; Hamana Salazar,  
L. J.; and Diaz, M. T.,  
1969 a, 232, 233, figs. 3-4  
La Victoria, Caripito, Edo.  
Monagas, Venezuela

- Cercaria pyriformis* Fischthal, 1951  
key Flook, J. M.; and Ubelaker, J. E., 1971 a Cestrahelminae Peters, 1961 Becker, C. D., 1971 a, 26 emended to Cestrahelminthinae
- Cercaria pyriformoides* Coill, 1954  
key Flook, J. M.; and Ubelaker, J. E., 1971 a Cestrahelmins rivularis sp. n. Becker, C. D., 1971 a, 23, 24, 25-26, figs. 1, 2  
Acipenser transmontanus (intestine) central Columbia River, Washington
- Cercaria similis* Zdun Stadnichenko, A. P., 1969 a reproductive organs of snail host, biochemical changes, pathology, parasitic castration Cestrahelminthinae Becker, C. D., 1971 a, 26 emendation of Cestrahelminae Peters, 1961
- Cercaria soparkari* n. sp. Melanoides tuberculatus Pandey, K. C., 1971 c, 321-326, figs. 1-3 tributary "Kukrail", Lucknow, India Cetitrema n. gen. (type) Campulidae; Cetitrematinae subfam. nov. Skriabin, A. S., 1970 b, 34-38  
tod: *C. foliiformis* n. sp.
- Cercaria spinifera* La Val. Stadnichenko, A. P., 1969 a reproductive organs of snail host, biochemical changes, pathology, parasitic castration Cetitrema foliiformis gen. n., sp. n. (tod) 38, figs. 1-3 Balaenoptera edeni (bile ducts of the liver) Indian Ocean
- Cercaria stagnalis* Zdun Stadnichenko, A. P., 1969 a reproductive organs of snail host, biochemical changes, pathology, parasitic castration Cetitrematinae subfam. nov. Campulidae Skriabin, A. S., 1970 b, 37, 38  
type genus: *Cetitrema* gen. n.
- Cercaria stephanocauda* Faust Williams, R. R., 1968 a as syn. of *Leuceruthrus micropteri* Marshall and Gilbert Ceylonocotyle Näsmark (1937) Price, E. W.; and McIntosh, A., 1953 a, 231 as syn. of *Orthocoelium* Stiles and Goldberger (1910)
- Cercaria tiogae* Fischthal, 1953  
key Flook, J. M.; and Ubelaker, J. E., 1971 a Ceylonocotyle spp. Ashizawa, H.; Nosaka, D.; and Tateyama, S., 1970 a  
sheep (rumen) all from Kumamoto Prefecture  
goats " Japan
- Cercaria trifida* Zdun Stadnichenko, A. P., 1969 a reproductive organs of snail host, biochemical changes, pathology, parasitic castration Ceylonocotyle dicranocoelium Jain, S. P., 1970 a (Fischcoeder, 1901) Nasmak, Bareilly District, India 1937  
biology, morphology  
*Bulimus pulchellus* kid (exper.)
- Cercaria udoi* sp. n. Marisa cornuarietis Pomacea glauca Rivulus harti (gills and visceral mesenteries) Lebistes reticulatus (gills and visceral mesenteries) Nasir, P.; Diaz, M. T.; and Hamana Salazar, L. J., 1969 a, 175, 176, fig. 1 all from Venezuela Ceylonocotyle scolio-coelium (Fischcoeder, 1904) Jain, S. P., 1970 a  
Nasmak, 1937  
biology, morphology  
*Bulimus pulchellus* kids (exper.)
- Cercaria variglandis* Miller and Northup, 1926 Baugh, S. C., 1971 a develops into *Austrotilharzia variglandis* not into *Austrotilharzia terriglandensis* Chalcinotrema mugilicola n. comb. Overstreet, R. M., 1971 d, 972  
[Syn.:] *Carassotrema mugilicola* Shireman, 1964
- Cercaria yacalicola* sp. n. key Pomacea glauca Nasir, P.; Diaz, M. T.; Hamana Salazar, L. J.; and Guevara, S., 1969 a, 102, 103, 104, 106, figs. 3-7 Los Yacales, La Llanada de San Juan, near Universidad de Oriente, Cumaná, Venezuela Characidotrema nursei sp. nov. Ergens, R., 1973 b, 195-197, fig. 1a-e  
*Alestes nurse* (gills) River Nile, Cairo
- Cercariae Johannessen, O. H., 1973 a castration of *Venerupis pullastra* Chauhanellus Bykhovskii et Nagibina gen. n. Dactylogyridae; Ancyrocephalinae Bykhovskii, B. E.; and Nagibina, L. F., 1969 a, 357, 364, 368  
tod: *C. oculatus* n. gen., n. sp.
- Cercocotyla rhodesiensis* n. sp. Scopus umbretta Ceryle rudis rudis Phyllastrephus terrestris (intestine grêle of all) Dubois, G.; and Beverley-Burton, M., 1971 a, 15-16, fig. 9 all from Rhodesia Chauhanellus alatus (Chauhan, 1955) n. comb. Bykhovskii, B. E.; and Nagibina, L. F., 1969 a, 368
- Cercocotyla rhodesiensis* n. sp. Phyllastrephus terrestris (intestine grêle of all) Dubois, G.; and Beverley-Burton, M., 1971 a, 15-16, fig. 9 all from Rhodesia Chauhanellus australis (Young, 1967) n. comb. Bykhovskii, B. E.; and Nagibina, L. F., 1969 a, 368

- Chauhanellus flexiosus* sp. n. Bykhovskii, B. E.; and Nagibina, L. F., 1969 a, 365-366, fig. 10  
Arius falcarius (gills) South China Sea (Hainan Island)
- Chauhanellus nengi* (Tripathi, 1957) comb. n. Bykhovskii, B. E.; and Nagibina, L. F., 1969 a, 368
- Chauhanellus oculatus* gen. n., sp. n. (tod) Arius maculatus (gills) Bykhovskii, B. E.; and Nagibina, L. F., 1969 a, 364-365, 366, 368, figs. 8-9  
South China Sea (Hainan Island)
- Cheloniotrema tropicum* Caballero, Zerecero, and Grocott, 1956 Thatcher, V. E., 1970 b  
all from Arriero River near Achioté, Colon Province, Panama  
Kinosternon leucostomum  
Chelydra acutirostris
- Chimsericola Brinkmann*, 1942 Yamaguti, S., 1963 a  
Syn.: *Neoheterobothrium* Price, 1943, partim
- Chimsericola indica* Lal, 1937 Farley, J., 1971 a  
as syn. of *Bilharziella indica* (Lal, 1937) Mehra, 1940
- Choerocotyle epuluensis* Baer, 1959 Troncy, P. M.; Graber, M.; and Thal, J., 1972 a  
Phacochoerus aethiopicus (côlon) all from Central Africa  
Hylochoerus meinertzagani (côlon)
- Choledocystus Pereira* and Cuocolo 1941 Nasir, P.; and Diaz, M. T., 1970 a, 271  
as syn. of *Glypthelmins* Stafford, 1905, emend.
- Choledocystus* Sullivan, J. J.; and Byrd, E. E., 1970 a  
Macroderoididae McMullen, 1937
- Choledocystus intermedium* Caballero, Bravo and Zerecero, 1944 Nasir, P.; and Diaz, M. T., 1970 a, 264  
as syn. of *Glypthelmins vesicalis* (Ruiz and Leão, 1942) Yamaguti, 1958
- Choledocystus pennsylvaniensis* (Cheng 1961) Byrd and Maples 1963 Sullivan, J. J.; and Byrd, E. E., 1970 a, figs.  
life history  
Hyla crucifer Oconee County, Georgia  
Physa gyrina (exper.)
- Choledocystus vesicalis* Ruiz and Leão, 1942 Nasir, P.; and Diaz, M. T., 1970 a, 264  
as syn. of *Glypthelmins vesicalis* (Ruiz and Leão, 1942) Yamaguti, 1958
- Choricotyle aspinachorda* Hargis, 1955 Kingston, N.; Dillon, W. A.; and Hargis, W. J. (jr.), 1969 a  
Orthopristis chrysopterus Chesapeake Bay area
- Choricotyle oregonensis* n. sp. McCauley, J. E.; and Smoker, W. W., 1969 a, 742-744, figs. 1-7  
Antimora rostrata (gills) Pacific Ocean 42 to 157 km off Oregon in depths of 800 to 2800 m
- Choricotyle cf. pagelli* (Gallien, 1937) Lebedev, B. I.; and Parukhin, A. M., 1969 a  
Pagrus pagrus Walvis Bay (southwest Africa)
- Choricotyle pinguis* (Linton, 1940) Sproston, 1946 McCauley, J. E.; and Smoker, W. W., 1969 a, 744  
as syn. of *Cyclocotyloides pinguis* (Linton, 1940) Price, 1943
- Chrisomon* sp. Decapterus punctatus (intestine) Nahhas, F. M.; and Powell, E. C., 1971 a  
Santa Rosa Island
- Clavunculus Mizelle et al.* (1956) Yamaguti, S., 1963 a, 53  
as syn. of *Actinocleidus* Mueller, 1937
- Clavunculus bifurcatus* Lepomis megalotis L. microlophus L. macrochirus (gills of all) Allison, R.; and Rogers, W. A., 1970 a  
all from Alabama
- Clavunculus bifurcatus* Lepomis macrochirus seasonal distribution Rawson, M. V. (jr.); and Rogers, W. A., 1972 a  
Russell County, Alabama
- Clavunculus bursatus* Lepomis cyanellus L. macrochirus Micropterus punctatus (gills of all) Allison, R.; and Rogers, W. A., 1970 a  
all from Alabama
- Clavunculus unguis* Micropterus salmoides (gills) Allison, R.; and Rogers, W. A., 1970 a  
Alabama
- Clavunculus unguis* (Mizelle and Cronin, 1943) Micropterus dolomieu M. salmoides (gill structures of all) Becker, C. D., 1972 a  
all from central Columbia River, Washington
- Cleidodiscus* Mueller, 1934 Price, C. E.; and Mura, A., 1934  
Syn.: *Urocleidus* Mueller, 1969 a
- Cleidodiscus* sp. Roccus americanus Tedla, S.; and Fernando, C. H., 1969 c  
Bay of Quinte, Lake Ontario
- Cleidodiscus alatus* Mueller, 1938 Hanek, G.; and Fernando, C. H., 1972 b  
Ambloplites rupestris (gills) Bay of Quinte area, Ontario
- Cleidodiscus allisoni* sp. n. Lepomis marginatus Rogers, W. A.; and Rawson, M. V., 1969 a, 248, 249, fig. 1  
Geneva County Alabama, Choctawhatchee River System
- Cleidodiscus banghami* Micropterus coosae (gills) Allison, R.; and Rogers, W. A., 1970 a  
Alabama



- Cleidodiscus bedardi*  
*Lepomis megalotis* (gills) Allison, R.; and Rogers, W. A., 1970 a  
Alabama
- Cleidodiscus bedardi* Mizelle, 1936  
*Lepomis megalotis* (gills) Meade, T. G.; and Bedinger, C. A. (jr.), 1972 a, fig.  
eastern Texas
- Cleidodiscus bulbosus* sp.n.  
*Cichla ocellaris* Rogers, W. A.; and Rawson, M. V., 1969 a, 248, 249, fig. 2  
exper. ponds, Dade Co., Florida (originally from Peruvian Amazon, South Am.)
- Cleidodiscus bychowskyi* sp. n.  
*Ictalurus punctatus* Price, C. E.; and Mura, A., 1969 a, 53, 54-55, figs. 1-10  
Calcasieu River, near Lake Charles, Louisiana
- Cleidodiscus capax* Mizelle, 1936  
*Pomoxis nigromaculatus* (gills) Hanek, G.; and Fernando, C.H., 1972 b  
Bay of Quinte area, Ontario
- Cleidodiscus chelatus* Mizelle and Jaskoski, 1942  
(gills of all)  
*Lepomis megalotis*  
*L. marginatus* Meade, T. G.; and Bedinger, C. A. (jr.), 1972 a, fig.  
all from eastern Texas
- Cleidodiscus costaricensis* n. sp.  
*Astyanax fasciatus* (gills) Price, C. E.; and Bussing, W. A., 1967 a, 81, 82, 83, 84, figs. 9-16  
Guanacaste Province, Rio Montenegro
- Cleidodiscus diversus*  
*Lepomis cyanellus* (gills) Allison, R.; and Rogers, W. A., 1970 a  
Alabama
- Cleidodiscus diversus* Mizelle, 1938  
*Lepomis megalotis*  
*Lepomis macrochirus*  
*Lepomis cyanellus*  
*Lepomis microlophus* Harley, J. P.; and Keefe, T. L., 1971 a  
all from Lake Wilgreen, Madison County, Kentucky
- Cleidodiscus diversus* Mizelle, 1938  
(gills of all)  
*Lepomis megalotis*  
*L. cyanellus* Meade, T. G.; and Bedinger, C. A. (jr.), 1972 a, fig.  
all from eastern Texas
- Cleidodiscus floridanus*  
*Ictalurus punctatus*  
*I. furcatus*  
*Pylodictus olivaris* (gills of all) Allison, R.; and Rogers, W. A., 1970 a  
all from Alabama
- Cleidodiscus glenorensis* sp. n.  
(gills of all)  
*Ambloplites rupestris*  
*Micropterus dolomieu* Hanek, G.; and Fernando, C.H., 1972 b, 1303, 1305, 1306-1307, 1311, figs. 10-18  
West Lake (2 mi. West of Bloomfield), Ontario  
Bay of Quinte (1 mi. South of Glenora Fisheries Research Station, Picton), Ontario
- Cleidodiscus longus* Mizelle, 1936  
*Pomoxis annularis* (gills) Meade, T. G.; and Bedinger, C. A. (jr.), 1972 a, fig.  
eastern Texas
- Cleidodiscus miniatus* (Mizelle et Jaskoski, 1942) n. comb.  
Syn.: *Urocleidus miniatus* Mizelle et Jaskoski Yamaguti, S., 1963 a, fig.
- Cleidodiscus nematocirrus*  
*Lepomis macrochirus*  
*L. humilis* (gills of all) Allison, R.; and Rogers, W. A., 1970 a  
all from Alabama
- Cleidodiscus nematocirrus* Mueller, 1937  
*Lepomis megalotis* (gills) Meade, T. G.; and Bedinger, C. A. (jr.), 1972 a, fig.  
eastern Texas
- Cleidodiscus nematocirrus*  
*Lepomis macrochirus* seasonal distribution Rawson, M. V. (jr.); and Rogers, W. A., 1972 a  
Russell County, Alabama
- Cleidodiscus pricei*  
*Ictalurus nebulosus*  
*I. punctatus*  
*I. catus*  
*I. furcatus*  
*Pylodictus olivaris*  
*Lepomis cyanellus* (gills of all) Allison, R.; and Rogers, W. A., 1970 a  
all from Alabama
- Cleidodiscus pricei*  
*Ictalurus punctatus* (gills) Clayton, N. J.; and Schlueter, E. A., 1971 a  
Garza-Little Elm Reservoir, Texas
- Cleidodiscus pricei* Mueller, 1936  
*Ictalurus nebulosus* (gills) Hanek, G.; and Fernando, C.H., 1972 b  
Bay of Quinte area, Ontario
- Cleidodiscus pricei* Mueller, 1936  
*Ictalurus punctatus* (gills) Meade, T. G.; and Bedinger, C. A. (jr.), 1972 a, fig.  
eastern Texas
- Cleidodiscus pricei* (gills)  
*Ictalurus nebulosus* Torres, J.; and Price, C. E., 1971 a  
Leaf Park Pond near Lancaster, Pennsylvania
- Cleidodiscus robustus*  
*Lepomis macrochirus* (gills) Allison, R.; and Rogers, W. A., 1970 a  
Alabama
- Cleidodiscus robustus*  
*Pomoxis annularis* (gills) Clayton, N. J.; and Schlueter, E. A., 1971 a  
Texas
- Cleidodiscus robustus* Mueller, 1934  
*Lepomis gibbosus* (gills)  
*L. macrochirus* (gills) Hanek, G.; and Fernando, C.H., 1972 b  
all from Bay of Quinte area, Ontario
- Cleidodiscus robustus* Mueller, 1934  
*Lepomis macrochirus*  
*Lepomis cyanellus* Harley, J. P.; and Keefe, T. L., 1971 a  
all from Lake Wilgreen, Madison County, Kentucky

- Cleidodiscus robustus Muel- Meade, T. G.; and Bedinger,  
ler, 1934 C. A. (jr.), 1972 a, fig.  
Lepomis macrochirus (gills)  
L. megalotus (gills) all from eastern Texas
- Cleidodiscus robustus Rawson, M. V. (jr.); and  
Lepomis macrochirus Rogers, W. A., 1972 a  
seasonal distribution Russell County, Alabama
- Cleidodiscus stentor Muel- Hanek, G.; and Fernando, C.H.,  
ler, 1937 1972 b  
Ambloplites rupestris Bay of Quinte area, Ontario
- Cleidodiscus strombicirrus Price, C. E.; and Bussing,  
n. sp. W. A., 1867 a, 81, 83, 85-86,  
Astyanax fasciatus (gills) figs. 1-8  
Guanacaste Province, Rio  
Montenegro
- Cleidodiscus uniformis Allison, R.; and Rogers,  
Pomoxis annularis W. A., 1970 a  
(gills) Alabama
- Cleidodiscus vancleavei Allison, R.; and Rogers,  
Pomoxis nigromaculatus W. A., 1970 a  
P. annularis all from Alabama  
(gills of all)
- Cleidodiscus vancleavei Hanek, G.; and Fernando, C.H.,  
Mizelle, 1936 1972 b  
Pomoxis nigromaculatus Bay of Quinte area, Ontario  
(gills)
- Cleidodiscus vancleavei Miz- Meade, T. G.; and Bedinger,  
elle, 1936 C. A. (jr.), 1972 a, fig.  
Pomoxis annularis (gills) eastern Texas
- Cleidodiscus venardi Allison, R.; and Rogers,  
Lepomis auritus (gills) W. A., 1970 a  
Alabama
- Clemacotyle gen. n. Young, P. C., 1967 c, 381,  
Monocotyliidae, Dendromono- 382, 412, 416  
cotylineae, key tod: C. australis gen. et  
sp. n.
- Clemacotyle australis gen. Young, P. C., 1967 c, 381,  
et sp. n. (tod) 382, 416-418, figs. 12a-f  
Aetobatis narinari Heron Island, Queensland,  
(skin of branchial cavity) Australia
- Clinostomata (ta) Allison, Dubois, G., 1970 a  
1943  
Strigeida (La Rue, 1926) Odening, 1960 et 1961 nom. et  
char. emend
- Clinostomum Leidy, 1856 Pandey, K. C.; and Baugh, S.  
review, key to Indian C., 1970 a  
species, includes: Clinostomum microstomum Singh, 1955;  
C. dasi Bhalerao, 1957; C. progenum Jaiswal, 1957; C.  
trichogasteri Pandey, 1969; C. macrostomum Jaiswal, 1957;  
C. indicum Bhalerao, 1943; C. giganticum Agarwal, 1955;  
C. piscidium Southwell and Prashad, 1918; C. lucknowensis  
Pandey, 1968
- Clinostomum [sp.] Huggins, E. J., 1969 a  
catfish Lake Ayapel, Cordoba,  
Colombia
- Clinostomum attenuatum Kinsella, J. M., 1972 a  
Cort, 1913 Lake Okeechobee, Florida  
Rynchops nigra
- Clinostomum complanatum Galieva, K. S., 1971 a, fig.  
Perca schrenki Balkhash-Alakol'sk basin
- Clinostomum complanatum Osmanov, S. O., 1971 a, 163,  
(Rud., 1819) fig.  
Esox lucius Uzbekistan, all from  
Rutilus rutilus aralensis  
Leuciscus idus oxianus  
Scardinius erythrophthalmus  
Aspius aspius  
Varicorhinus capoëta heratensis n. steindachneri  
Barbus brachycephalus  
Chalcalburnus chalcooides aralensis  
Capoetobrama kuschakewitschi  
Carassius auratus gibelio  
Cyprinus carpio  
Silurus glanis  
Cobitis aurata aralensis  
Perca fluviatilis
- Clinostomum complanatum Stuart, J.J.; Dismukes, J.F.;  
Bubulcus ibis and Dixon, C.F., 1972 a  
Georgia
- Clinostomum gideoni Pandey, K. C.; and Baugh,  
Bhalerao, 1942 S. C., 1970 a  
as syn. of Clinostomum piscidium Southwell and Prashad,  
1918 (nec. Singh, 1959)
- Clinostomum giganticum Baugh, S. C.; and Pandey,  
Agarwal, 1955 K. C., 1970 a, figs.  
redescription, morphology
- Clinostomum lucknowensis Pandey, K. C.; and Baugh,  
Pandey, 1968 S. C., 1970 a  
key
- Clinostomum marginatum Coble, D. W., 1970 a  
infected minnows, largemouth bass predation
- Clinostomum marginatum Fried, B.; and Foley, D. A.,  
development, in chicks, 1970 a, figs.  
on chorioallantois
- Clinostomum marginatum Fried, B.; Foley, D. A.; and  
excystation, in vitro, Kern, K. C., 1970 a  
in vivo, chicks
- Clinostomum marginatum Huggins, E. J., 1969 a  
(Rud., 1819) Lake Ayapel, Cordoba,  
Nycticorax nycticorax Colombia  
(gullet)
- Clinostomum marginatum Meade, T. G.; and Bedinger,  
(Rudolphi, 1819) C. A. (jr.), 1972 a, figs.  
Physa sp. (musculature, eastern Texas)
- Clinostomum marginatum Mondl, M. C.; and Rabalais,  
(Rudolphi, 1819) F. C., 1972 a  
Ictalurus melas National Wildlife Refuge,  
Ottawa Co., Ohio
- Clinostomum marginatum Tedla, S.; and Fernando, C.  
Roccus americanus H., 1969 c  
Bay of Quinte, Lake Ontario

- Clinostomum marginatum*  
*Ictalurus nebulosus* Torres, J.; and Price, C. E., 1971 a  
Leaf Park Pond near Lancaster, Pennsylvania
- Clinostomum marginatum*  
*Hybopsis biguttata* Woods, C. E., 1971 a  
Forest River, North Dakota
- Clinostomum marulius* sp. n. Bilqees, F. M., 1972 a, 72,  
[lapsus p. 73 as *C. marulus*]  
[*Ophicephalus marulius* (mesenteries)]  
Haleji Lake, West Pakistan
- Clinostomum marulus* Bilqees, F. M., 1972 a, 73  
[lapsus for *C. marulius* sp. n.]
- Clinostomum microstomum* Pandey, K. C.; and Baugh, S. C., 1970 a  
Singh, 1955  
key
- Clinostomum mujibi* sp. n. Bilqees, F. M., 1972 a, 72-73,  
*Ophicephalus marulius* (orbit)  
74, fig. 1  
Haleji lake, West Pakistan
- Clinostomum phalacrocoracis* Peirce, M. A.; and Din, N. A., 1970 a  
Dubois, 1931  
*Pelecanus onocrotalus* (esophagus)  
*P. rufescens* (esophagus)  
all from Lake Edward, Queen Elizabeth National Park, Uganda
- Clinostomum piscidium* Pandey, K. C.; and Baugh, S. C., 1970 a, 8  
Southwell and Prashad, 1918  
(*neq* Singh, 1959)  
Syn.: *C. gideoni* Bhalerao, 1942
- Clinostomum tilapiae* Ukoli, Ukoli, F. M. A., 1970 a, figs. 1966  
adhesive mechanisms, holdfast organ morphology  
*Bulbulcus ibis* (exper.) (oesophagus)
- Clinostomum trichogasteri* Pandey, K. C.; and Baugh, S. C., 1970 a  
key
- Cloacitrema pharyngeata* Belopol'skaia, M. M., 1969 a  
*Tringa glareola*  
Okhotsk Sea
- Cloacitrema philippinum* Velasquez, C. C., 1969 b,  
sp. n. 540-543, figs. 1-7  
*Cerithium ornata* Navotas, Rizal, Philippines  
chicks (cloaca) (exper.)  
ducklings (cloaca) (exper.)
- Clonorchiasis Steele, J. H., 1967 a  
FAO/WHO report
- Clonorchis sinensis Amouretti, M.; Quinton, A.; and Laporte, G., 1969 a  
clinical aspects, review  
France
- Clonorchis sinensis Belamaric, J., 1973 a, figs. 1  
intrahepatic bile duct carcinoma, human
- Clonorchis sinensis Bisseru, B., 1970 a, figs. 1  
*Aristichthys nobilis* all imported from Chinese mainland or Taiwan to West  
*Ctenopharyngodon idellus* cats (exper.)  
white rats (exper.)  
Malaysia
- Clonorchis sinensis Calero M., C., 1968 a  
humans, case reports, Republica de Panama  
treatment with cloroquina and aralen
- Clonorchis sinensis Cremin, B. J., 1969 a  
human biliary tract, radiological diagnosis
- Clonorchis sinensis Dufek, M.; et al., 1967 b  
mass therapy, foreign Czechoslovakia  
students' hostels, Ciba 32,644-Ba
- Clonorchis sinensis Dufek, M.; and Kalivoda, R., 1967 c  
ambihar, man
- Clonorchis sinensis Engle, D., 1967 a  
human lung, simultaneous Hong Kong  
haemoptysis, case reports, differential diagnosis
- Clonorchis sinensis Klein, E., 1972 a  
human, mebendazole, not Deuschland, Korean or  
effective Turkish origin
- Clonorchis sinensis Ong, G. B.; Adiseshiah, M.; and Leong, C. H., 1971 a, fig. 1  
human bile duct, associated with pyogenic cholangitis and acute pancreatitis  
Hong Kong
- Clonorchis sinensis Paul, M., 1964 a  
human biliary tract, as South-East Asia  
possible cause of choledochectasis-choangiectasis
- Clonorchis sinensis Rider, J. A.; Devereaux, R. G.; and Moeller, H. C., 1967 a  
chloroquine phosphate, human
- Clonorchis sinensis Sato, A.; et al., 1972 a,  
complication of generalized amyloidosis Yamaguti-City  
cat (liver, spleen, kidneys, adrenals, pancreas, lungs, heart, mesenteric lymph nodes, intestine, omentum major, brain)
- Clonorchis sinensis Sun, T.; and Gibson, J. B., 1969 b  
metabolic products: carbohydrates, proteins, enzyme activity, antigenic potential
- Clonorchis sinensis Sun, T.; and Tung-Ma, L., 1973 a  
ultrastructural changes, biliary tracts, guinea-pigs
- Clonorchis sinensis Ueda, T.; and Sawada, T., 1968 a  
fatty acid and sugar compositions
- Cochinocotyle n. gen. Gupta, N. K.; and Gupta, P., 1971 a, 323, 326, 327  
Paramphistomidae; Paramphistominae  
mt: *C. bovini* n. sp.  
key
- Cochinocotyle bovini n. gen. Gupta, N. K.; and Gupta, P., 1971 a, 323-326, figs. 1-6  
n. sp. (mt) cattle (stomach)  
Ernakulam (South India)
- Codonocephalini Sudarikov, Dubois, G., 1970 a  
1959  
Diplostomatinae Monticelli, 1888

- Coitocaecum*. See *Coitocoecum*.
- Coitocaecum diplobulbosum* Machida, M.; Ichihara, A.;  
Ozaki and Kamegai, S., 1970 a  
Siganus fuscescens (in- sea north of the Tsushima  
testine) Islands
- Coitocaecum glandulosum* Machida, M.; Ichihara, A.;  
Yamaguti and Kamegai, S., 1970 a  
Mylio macrocephalus (in- sea north of the Tsushima  
testine) Islands
- Collyriclum faba* Erglez, J.; Mehle, J.; and  
pathogenicity, biology Senk, L., 1970 a, figs.  
and epizootiology region of Postojna, Slovenia  
*Passer domesticus* (legs)
- Collyriclum faba* (Bremser) Byrd, E. E., 1970 a  
*Toxostoma rufum* Giles county, Virginia
- Collyriclum faba* (Bremser) Stunkard, H. W., 1971 a  
in Schmalz, 1831)  
occurrence, distribution, review  
*Basileuterus culicivorus* Salta province, Argentina
- Colocytotrema auxis* Machida, M.; Ichihara, A.;  
Yamaguti and Kamegai, S., 1970 a  
*Auxis thazard* (intestine) sea north of the Tsushima  
Islands
- Concinnum ghanensis* n. sp. Fischthal, J. H.; and Thomas,  
*Halcyon senegalensis* J. D., 1971 b, 337-339, 340,  
(gall bladder, bile figs. 1-3  
duct) Nungua, near Accra, Ghana,  
West Africa
- Concinnum ten* (Yamaguti, Murakami, T.; et al., 1970 a,  
1939) fig. 2, pl. fig. 2  
*Nyctereutes procyonoides* Miyazaki Prefecture, Kyushu,  
*viverrinus* Japan
- Concinnum ten* (Yamaguti, Nosaka, D.; Murakami, T.;  
1939) Ashizawa, H.; and Tateyama,  
measurements S., 1970 a  
*Nyctereutes procyonoides* Miyazaki Prefecture, Kyushu,  
(pancreatic duct) Japan
- Conspicuum icteridorum* Stanley, J. G.; and Rabalais,  
Byrd and Denton, 1951 F. C., 1971 a  
*Agelaius phoeniceus* all from northwestern Ohio  
(gall bladder)  
*Quiscalus quiscula* (gall bladder)
- Corrigia vitta* (Dujardin, Lewis, J. W., 1968 a  
1845) Aberystwyth, Wales  
*Apodemus sylvaticus* (interlobary canals of pancreas and  
duodenum)
- Corrigia vitta* (Dujardin, Lewis, J. W., 1968 b  
1845) Aberystwyth, Wales  
*Clethrionomys glareolus* (interlobary canals of pancreas)
- Cotylospidinae* nom. emend. Yamaguti, S., 1963 a, 318  
emendation of *Cotylospidinae* Chauhan, 1954  
key to genera, includes: *Cotylogasteroides* n. gen.;  
*Cotylogaster Monticelli*, 1892; *Cotylospis Leidy*, 1857;  
*Lissemysia Sinha* 1935
- Cotylospis insignis* Allison, V. F.; Ubelaker, J.  
preparation for scanning E.; Webster, R. W. (jr.); and  
electron microscopy Riddle, J. M., 1972 a, figs.
- Cotylospisinae* Chauhan, Yamaguti, S., 1963 a, 318  
1954  
name emended to *Cotylospidinae*
- Cotylocreadium* gen. n. Madhavi, R., 1972 a, 217, 224  
*Lepocreadiidae* tod: *C. triacanthi* (Ha-  
feezeullah, 1970) n. comb.
- Cotylocreadium triacanthi* Madhavi, R., 1972 a, 217, 222,  
(Hafeezullah, 1970) gen. 224, fig. 8  
et comb. n. (tod) Waltair Coast, Bay of Ben-  
gal  
Syn.: *Diplocreadium tri-*  
*acanthi* Hafeezullah, 1970  
*Triacanthus strigilifer* (intestine)
- Cotylogaster Monticelli* Frederickksen, D. W., 1972 a,  
1892 1114  
Syn.: *Cotylogasteroides*
- Cotylogaster Monticelli*, Huehner, M. K.; and Etges,  
1892 F. J., 1972 b  
diagnostic characteristics
- Cotylogaster occidentalis* Frederickksen, D. W., 1972 a,  
Nickerson, 1902 figs.  
morphology, neotype described  
Syns.: *Cotylogasteroides occidentalis*; *C. barrowi*  
Huehner and Etges 1972  
*Lampsilis siliquoidea*  
*Aplodinotus grunniens* Lake Pepin, Mississippi  
River, Lake City, Minn.
- Cotylogaster occidentalis* Yamaguti, S., 1963 a  
Nickerson  
as syn. of *Cotylogasteroides occidentalis* (Nickerson,  
1902 [i.e. 1900]) [n. comb.] (tod)
- Cotylogasteroides* n. gen. Yamaguti, S., 1963 a, 318,  
*Aspidogasteridae*, *Coty-* 320  
*laspisinae*, key tod: *C. occidentalis*  
(Nickerson 1902 [i.e. 1900])  
[n. comb.]
- Cotylogasteroides* Frederickksen, D. W., 1972 a,  
as syn. of *Cotylogaster* 1114  
*Monticelli* 1892
- Cotylogasteroides* Yama- Huehner, M. K.; and Etges,  
guti, 1963 F. J., 1972 b  
generic diagnosis emended
- Cotylogasteroides bar-* Huehner, M. K.; and Etges,  
*rowi* sp. n. F. J., 1972 b, 468, 469, 470,  
*Lampsilis siliquoidea* figs. 1-4  
(intestinal tract) all from Cuyahoga River,  
*L. ventricosa* (intestinal Hiram Rapids, Ohio  
tract)
- Cotylogasteroides barrowi* Frederickksen, D. W., 1972 a,  
Huehner and Etges 1972 1116  
as syn. of *Cotylogaster occidentalis* Nickerson, 1902
- Cotylogasteroides occi-* Yamaguti, S., 1963 a, fig.  
*dentalis* (Nickerson, 1902 [i.e. 1900]) [n. comb.] (tod) 8  
Syn.: *Cotylogaster occidentalis* Nickerson
- Cotylogasteroides occiden-* Frederickksen, D. W., 1972 a  
*talis* 1116  
as syn. of *Cotylogaster occidentalis* Nickerson, 1902

Cotylophoron s. str. key to species	Price, E.W.; and McIntosh, A., 1953 a	Cotylurus brevis Dubois et Rausch, 1950 epizootiology, ducks	Zajícěk, D., 1971 a South Bohemian fish-ponds
Cotylophoron cotylophorum immature, reason for development in duodenum	Deorani, V. P. S.; and Jain, S. P., 1969 a, figs.	Cotylurus communis (Hughes, 1928) as syn. of C. cucullus (Thoss, 1897)	Niewiadomska, K., 1970 a
Cotylophoron cotylophorum Hilomid and tribromine compound, zebu	Graber, M.; and Birgi, E., 1970 a	Cotylurus communis (Hughes) as syn. of Cotylurus (Ichthyocotylurus) platycephalus (Creplin)	Odening, K., 1971 a
Cotylophoron cotylophorum zebu cattle	Graber, M.; Euzebey, J. A.; and Birgi, E., 1970 a tropical Africa	Cotylurus communis <u>partim</u> as syn. of C. platycephalus platycephalus and C. platy- cephalus communis	Odening, K., 1971 a
Cotylophoron cotylophorum ruminants, pathogenicity, life cycle, development, immunity, pathology, epizootiology, diagnosis, treatment control	Horak, I. G., 1971 a	Cotylurus communis (Hughes, 1928) as syn. of Cotylurus c. cucullus (Thoss)	Odening, K.; Mattheis, T.; and Bockhardt, I., 1970 a, 184
Cotylophoron cotylophorum (reticulum, reticular groove of rumen) Zebu cattle buffaloes	Lee, S.-K., 1967 b all from abattoir at Kuala Lumpur	Cotylurus cornutus development, snails, natural conditions	Zajícěk, D., 1970 a Lipno locality
Cotylophoron cotylophorum Lintex; Fasciol; Freon BU sheep	Nath, D., 1971 a District Sultanpur, Pratap- garh, and Agra, Uttar Pradesh	Cotylurus cornutus (Rudolphi, 1809) epizootiology, ducks	Zajícěk, D., 1971 a South Bohemian fish-ponds
Cotylophoron cotylophorum (Fischer)	Price, E.W.; and McIntosh, A., 1953 a	Cotylurus cucullus (Thoss, 1897) valid species, distinct from C. platycephalus (Creplin, 1825) Syn.: C. communis (Hughes, 1928)	Niewiadomska, K., 1970 a
Cotylophoron fulleborni Nasmark key	Price, E.W.; and McIntosh, A., 1953 a	Cotylurus cucullus (Thoss) as syn. of Cotylurus (Ichthyocotylurus) platycephalus (Creplin)	Odening, K., 1971 a
Cotylophoron indicum and Goldberger, 1910 renamed: Paramphistomum thapari n. n.	Price, E.W.; and McIntosh, A., 1953 a, 231	Cotylurus cucullus communis as syn. of Cotylurus platycephalus communis (Hughes)	Odening, K., 1971 a
Cotylophoron jacksoni Nasmark key	Price, E.W.; and McIntosh, A., 1953 a	Cotylurus cucullus cucul- lus (Thoss) life cycle Syns.: Holostomum cucullus Thoss, 1897; Strigea varia- gata (Creplin); Cotylurus platycephalus, Szidat, 1928; Strigea sp. La Rue, 1927; S. michiganensis La Rue in Van Haitsma, 1930; Cotylurus michiganensis (La Rue) in Van Haitsma, 1930; C. communis (Hughes, 1928); Tetra- cotyle ovata v. Linstow; T. variegata sensu Hughes; T. pileata sensu Dubois; T. com- munis Hughes Valvata piscinalis (exper.) Larus ridibundus Lucioperca lucioperca Acerina cernua Osmerus eperlanus Gobio gobio	Odening, K.; Mattheis, T.; and Bockhardt, I., 1970 a, figs.
Cotylophoron noveboracensis n. sp. key Ovis aries (rumen)	Price, E.W.; and McIntosh, A., 1953 a, 227-229, 232, fig. 1 United States (New York)	Cotylurus cucullus cucullus as syn. of Cotylurus platycephalus platycephalus (Creplin)	Odening, K., 1971 a
Cotylophoron panamensis n. sp. key Ovis aries (rumen)	Price, E.W.; and McIntosh, A., 1953 a, 227, 229-230, 231, fig. 2 Central America (Panama)	Leuciscus idus Abramis brama Blicca bjoerkna Aspius aspius Alburnus alburnus Esox lucius Lota lota Cyprinus carpio Carassius carassius	Berlin area " " " " " " " "
Cotylurini Strigeinae Railliet, 1919	Dubois, G., 1970 a		Berlin area " " " " " " " "
Cotylurus spp. molluscicides Planorbis planorbis Bithynia tentaculata	Arru, E.; and Papadopoulos, I., 1972 a all from Sardinia		" " " "

- Cotylurus cumlittestis* Odening, K.; and Bockhardt, I., 1971 a  
Dubois, 1962, u. a.  
as syn. of *Cotylurus variegatus* (Creplin, 1825)
- Cotylurus erraticus* Johnson, K. A., 1971 a, figs.  
migration, effect on rainbow trout
- Cotylurus erraticus* (Rudol- Olson, R. E., 1970 a, figs.  
phi, 1809) Szidat, 1928 all from Georgetown Lake,  
life cycle completed Montana  
*Larus californicus* (intestine) (nat. and exper.)  
*Oncorhynchus nerka* (pericardial cavity) (nat. and exper.)  
*Thymallus arcticus* " " "  
*Salvelinus fontinalis* " " "  
*Salmo gairdneri* " " "  
*Oncorhynchus kisutch* " " "  
*Valvata lewisi* (exper.)
- Cotylurus erraticus*, meta- Rauckis, E., 1970 a  
cercaria Lake Dusia, Lithuania  
*Coregonus albula* (internal organs)
- Cotylurus flabelliformis* Campbell, R. A., 1973 a  
biology, life cycle  
Anas discors  
A. platyrhynchos  
Aythya affinis  
Lymnaea stagnalis  
Stagnicola reflexa
- Cotylurus flabelliformis* Campbell, R. A., 1973 b  
metamorphosis, temperature, size and species of snail  
host
- Cotylurus flabelliformis* Crichton, V. F. J.; and  
(Faust, 1917) van Haitisma, Welch, H. E., 1972 a  
1931 all from Delta Marsh, Mani-  
Anas platyrhynchos platyr- toba  
rhynchos  
Anas acuta
- Cotylurus flabelliformis* Francalanci, G.; and Manfre-  
(Faust, 1917) dini, L., 1970 b  
snail intermediate hosts, distomatosis, domestic fowl  
*Lymnaea auricularia*  
*L. stagnalis*  
*Physa acuta*
- Cotylurus lutzi* sp. n. Basch, P. F., 1969 a, 527-  
hyperparasitic in Pary- 539, figs. 1-8  
phostomum segregatum, Schistosoma mansoni, Echinostoma  
paraensei, E. lindoense, E. barbosa (all exper.)  
*Biomphalaria glabrata* Bahia, Brazil  
(nat. and exper.)  
canaries (exper.)  
chicks "  
*Taeniopygia castanotus* (exper.)  
*Estrilda troglodytes* "  
*Uroloncha striata* "
- Cotylurus lutzi* Basch, P. F.; Lie Kian Joe;  
antagonistic interaction, and Heyneman, D., 1969 a,  
*Schistosoma mansoni*, figs.  
single snail, *Biomphalaria glabrata*
- Cotylurus lutzi* Basch 1969 Voge, M.; and Jeong, K.,  
axenic culture, develop- 1971 a, figs.  
ment, tetracotyle to patent adult, compared with in  
vivo development
- Cotylurus michiganensis* Odening, K.; Mattheis, T.;  
(La Rue) in Van Haitisma, and Bockhardt, I., 1970 a, 184,  
1930  
as syn. of *Cotylurus c. cucullus* (Thoss)
- Cotylurus pileatus* ex Odening, K.; and Bockhardt,  
parte Dubois, 1937, u.a. I., 1971 a  
as syn. of *C. variegatus* (Creplin, 1825)
- Cotylurus pileatus*, meta- Rauckis, E., 1970 a  
cerc. Lake Dusia, Lithuania  
[*Perca fluviatilis*] (swim-bladder, kidneys)
- Cotylurus pileatus* Tomatik, E.N.; and Esinenko-  
Gobio gobio Marits, N. M., 1968 a  
Abramis brama all from Moldavian reser-  
Coregonus lavaretus mare- voirs  
noides  
*Lucioperca lucioperca*
- Cotylurus platycephalus* Niewiadomska, K., 1970 a  
(Creplin, 1825)  
distinct from *C. cucullus* (Thoss, 1897)
- Cotylurus* (Ichthyocotylurus) Odening, K., 1971 a  
platycephalus (Creplin)  
Syns.: *C. cucullus* (Thoss); *C. communis* (Hughes)
- Cotylurus platycephalus* Odening, K.; and Bockhardt,  
ex parte Szidat, 1929, u.a. I., 1971 a  
as syn. of *C. variegatus* (Creplin, 1825)
- Cotylurus platycephalus* Odening, K.; Mattheis, T.;  
Szidat, 1928 and Bockhardt, I., 1970 a  
as syn. of *Cotylurus c. cucullus* (Thoss)
- Cotylurus platycephalus*, Rauckis, E., 1970 a  
metacercaria Lake Dusia, Lithuania  
[*Perca fluviatilis*]  
(swim-bladder, kidneys)
- Cotylurus platycephalus* Odening, K., 1971 a  
*communis* (Hughes)  
Syns.: *C. communis partim*; *C. cucullus communis*
- Cotylurus platycephalus* Odening, K., 1971 a  
platycephalus (Creplin)  
Syns.: *C. cucullus cucullus*; *C. communis partim*
- Cotylurus strictus* Endrig- Odening, K.; and Bockhardt,  
keit, 1940 I., 1971 a  
?as syn. of *C. variegatus* (Creplin, 1825)
- Cotylurus strigeoides* Campbell, R. A., 1973 a  
Aythya affinis northwest Iowa
- Cotylurus variegatus* Odening, K., 1970 d  
(=cumlittestis)  
life cycle  
*Valvata piscinalis* (exper.)

- Cotylurus variegatus* (Creplin, 1825) life cycle  
Syns.: *Tetracotyle percaefluviatilis* v. Linstow; *T. ovata* v. Linstow; *T. communis* Hughes; *T. diminuta*; *T. intermedia* Hughes; *Amphistoma variegatum* Creplin, 1825; *Holostomum variegatum* ex parte, Brandes 1888, 1890, u.a. (nec Braun, 1894); *Strigea variegata* ex parte Lühe, 1909; André, 1917; *Cotylurus variegatus* ex parte Szidat, 1928, u.a. (nec Cornelius, 1935); *C. platycephalus* ex parte Szidat, 1929, u.a.; *C. pileatus* ex parte Dubois, 1937, u.a.; ? *C. strictus* Endrigeit, 1940; *C. cumilitestis* Dubois, 1962, u.a.  
*Valvata piscinalis* (exper.)  
*Perca fluviatilis* (wall of air-bladder and peritoneum, body cavity) Berlin and Brandenburg area  
*Acerina cermua* (bowels) " "  
*Lucioperca lucioperca* " "  
*Mesogonistius chaetodon*  
*Larus ridibundus* (small intestine and rectum)
- Crassiphiala bulboglossa* Van Haitzma  
*Megaceryle alcyon alcyon* (intestine) Boyd, E. M.; and Fry, A. E., 1971 a Massachusetts
- Crassiphialini* Dubois, 1936  
*Diplostomatinae* Monticelli, 1888 Dubois, G., 1970 a
- Crepidostomum cooperi* Hopkins, 1934  
summer decline in incidence, increased temperature  
*Perca flavescens* (intestine) Cannon, L. R. G., 1972 a Algonquin Park, Ontario
- Crepidostomum cooperi* Hopkins, 1931  
synonymy Cordero del Campillo, M.; and Martínez Fernández, A., 1971 a
- Crepidostomum cooperi* (Hopkins, 1934)  
*Lepomis megalotis*  
*Lepomis macrochirus*  
*Lepomis cyanellus*  
*Lepomis microlophus* Harley, J. P.; and Keefe, T. L., 1971 a  
all from Lake Wilgreen, Madison County, Kentucky
- Crepidostomum cooperi* Hopkins, 1931  
(intestine of all)  
*Lepomis macrochirus*  
*L. marginatus*  
*Chaenobryttus gulosus*  
*Micropterus punctulatus*  
*Lepomis megalotis*  
*L. microlophus* Meade, T. G.; and Bedinger, C. A. (jr.), 1972 a, fig. all from eastern Texas
- Crepidostomum cooperi*  
*Etheostoma radiosum* (stomach) Scalet, C.G., 1971 a Oklahoma
- Crepidostomum cooperi* Hopkins, 1931  
*Salvelinus fontinalis* Threlfall, W.; and Hanek, G., 1970 b  
Avalon Peninsula, Newfoundland
- Crepidostomum cornutum* (Osborn, 1903) Stafford, 1904  
synonymy Cordero del Campillo, M.; and Martínez Fernández, A., 1971 a
- Crepidostomum cornutum*  
*Micropterus dolomieu*  
*M. salmoides*  
*Ambloplites rupestris*  
*Lepomis macrochirus*  
*Lepomis* sp. hybrid Esch, G. W., 1971 a  
Gull Lake, Michigan  
" "  
" "  
" "  
Wintergreen Lake, Michigan
- Crepidostomum farionis* (Müller, 1784)  
*Prosopium coulteri* (bile of gall bladder)  
*P. williamsoni* (gall bladder) graphic distribution  
*Salmo trutta* Cordero del Campillo, M.; and Martínez Fernández, A., 1971 a  
León
- Crepidostomum farionis*  
*Prosopium coulteri* (bile of gall bladder)  
*P. williamsoni* (gall bladder) Newell, R.; and Canaris, A. G., 1969 a  
Western Montana  
" "
- Crepidostomum farionis* (Müller, 1784)  
*Salvelinus fontinalis*  
*Salmo trutta* Threlfall, W.; and Hanek, G., 1970 b  
all from Avalon Peninsula, Newfoundland
- Crepidostomum ictaluri*  
*Ictalurus melas* Woods, C. E., 1971 a  
Forest River, North Dakota
- Crepidostomum isostomum*  
*Etheostoma nigrum* Woods, C. E., 1971 a  
Forest River, North Dakota
- Crepidostomum metoecus* (Braun, 1900) Braun, 1900  
synonymy, host list, geographic distribution  
*Salmo trutta* Cordero del Campillo, M.; and Martínez Fernández, A., 1971 a  
León
- Cricocephalus albus* (Kuhl et Hasselt, 1822), Looss, 1899  
*Chelone mydas* (stomach) Chattopadhyaya, D. R., 1972 b  
Pamban (South India), Gulf of Manar
- Cricocephalus indicus* n. sp.  
*Chelone mydas* (stomach) Chattopadhyaya, D. R., 1972 b, 99, 102-104, 123, fig. 2  
Pamban (South India), Gulf of Manar
- Cricocephalus megastomus* Looss, 1902  
*Chelone mydas* (stomach) Chattopadhyaya, D. R., 1972 b  
Pamban (South India), Gulf of Manar
- Crowrocaecum skrjabini* (Iwanitzky, 1928)  
*Pelecus cultratus* (intestine)  
*Lucioperca lucioperca*  
*L. volgensis* (pyloric appendages) Matskási, I., 1967 b  
all from Lake Balaton
- Crowrocaecum skrjabini*  
*Acerina cermua*  
*Gobio gobio*  
*Abramis brama*  
*Lucioperca lucioperca* Tommatik, E.N.; and Esinenko-Marits, N. M., 1968 a  
Moldavian reservoirs  
" "  
" "
- Cryptocotyle* sp.  
cercariae in *Hydrobia ulvae*, saline resistance Berger, V. Ia., 1969 a
- Cryptocotyle lingua* cercaria Krupa, P.L.; Cousineau, G.H.; and Bal, A. K., 1969 a, figs. vesicle

- Cryptocotyle lingua* infected and uninfected *Littorina littorea*, glyco-  
gen content of digestive  
gland and foot, seasonal fluctuation Robson, E. M.; and Williams,  
I. C., 1971 a  
Scalby Rocks, North York-  
shire
- Cryptocotyle lingua* (Creplin, 1825)  
host reproductive biology  
*Littorina littorea* Robson, E. M.; and Williams,  
I. C., 1971 b  
Scalby Rocks on North  
Yorkshire coast
- Cryptocotyle lingua* (Creplin, 1825)  
*Uria aalge*  
*U. lomvia* Threlfall, W., 1971 a  
all from northwestern  
North Atlantic
- Cryptocotyle lingua* (Creplin, 1825)  
description, larval stage  
*Littorina littorea* Werding, B., 1969 a, 312-314,  
figs.  
German Bay, North Sea
- Cryptogonimidae* [sp.]  
*Micropterus dolomieu*  
*M. salmoides*  
*Ambloplites rupestris* Esch. G. W., 1971 a  
all from Gull Lake, Michigan
- Cryptogonimus chili*  
*Ambloplites rupestris* Woods, C. E., 1971 a  
Forest River, North Dakota
- Curtuteria Reimer*, 1963  
Syn.: *Himasthloides Alexeev*, 1965 Iskova, N. I., 1969 a
- Curtuteria grummti*  
Odening, 1963  
Syn.: *Himasthloides bonus Alexeev*, 1965 Iskova, N. I., 1969 a, figs.
- Curumai* gen. nov.  
Angiodictyidae Travassos, L. P., 1961 a, 1-2  
tod: *C. curumai* gen. n.,  
sp. n.
- Curumai curumai* gen. n.,  
sp. n. (tod)  
*Mylius* sp. (intestino) Travassos, L. P., 1961 a,  
1-4, figs. 1-4  
Rio Amazonas, Maicuru,  
Estado do Par , Brasil
- Cyathocotyle bushiensis*  
Khan, 1962 Gibson, G. G.; Broughton, E.;  
and Choquette, L. P. E.,  
1972 a, figs.  
St. Lawrence River, Quebec  
" " "  
" " "  
" " "  
*A. rubripes*  
*A. discors*  
*A. carolinensis*  
*A. platyrhynchos* (nat.  
and exper.)  
*Bithynia tentaculata*  
(stomach, mantle cavity) Gentilly marsh, Quebec
- Cyathocotyle prussica*  
(M hling, 1896)  
snail intermediate hosts, distomatosis, domestic fowls  
*Bithynia tentaculata* Francaianci, G.; and Manfredi,  
L., 1970 b
- Cyathocotylidae* Poche, 1926 Dubois, G., 1970 a  
*Cyathocotylinae* nov. subsuperfam.  
includes: *Cyathocotylinae* M hling, 1898; *Muhlingininae*  
Mehra, 1950
- Cyathocotylinae* M hling, 1898 Dubois, G., 1970 a  
1898  
*Cyathocotylidae* Poche, 1926
- Cyathocotylinae* (Dubois, 1936) Dubois, G., 1970 a  
1936) Nicoll, 1937  
Strigeata La Rue, 1926  
includes: *Cyathocotylinae* nov. subsuperfam.; *Prohemi-*  
*stomatinae* nov. subsuperfam.
- Cyathocotylinae* nov. sub- Dubois, G., 1970 a, 669  
superfam.  
*Cyathocotylinae* (Dubois, 1936) Nicoll, 1937  
includes: *Cyathocotylidae* Poche, 1926
- Cyclobothrium charcoti* Yamaguti, S., 1963 a  
*Dollfus*  
as syn. of *Alloclidophora charcoti* (Dollfus, 1922)  
n. comb.
- Cyclocoelidae*  
*Anser anser domestica*  
(suborbital sinuses) Richter, S.; Vraaij, O.; and  
Aleraj, Z., 1953 a, 203  
Yugoslavia
- Cyclocoelum brasilianum*  
*Totanus melanoleucus*  
*T. flavipes*  
(abdominal air sacs of  
all) Taft, S.J., 1971 a  
Iowa, Wisconsin  
Iowa, South Dakota, Wiscon-  
sin
- Cyclocoelum microstomum*  
Creplin, 1829  
*Fulica atra* (body cavity)  
*Crex crex* " Borgarenko, L. F., 1970 a  
all from Tadzhikistan
- Cyclocoelum microstomum*  
(Creplin, 1829)  
differentiation from *C. mutabile*, distinct species Feizullaev, N. A., 1970 a,  
fig.
- Cyclocoelum mutabile*  
(Zeder, 1800)  
*Fulica atra*  
*Gallinula chloropus*  
*Porzana porzana*  
(body cavity of all) Borgarenko, L. F., 1970 a  
all from Tadzhikistan
- Cyclocoelum mutabile* (Zeder, Feizullaev, N. A., 1970 a,  
1800)  
fig.  
differentiation from *C. microstomum*, distinct species
- Cyclocoelum mutabile*  
Porphyrio poliocephalus  
(p ritoine) Nouvel, J.; Rinjard, J.; and  
Pasquier, M.-A., 1969 a  
Parc Zoologique de Paris
- Cyclocoelum mutabile*  
*Fulica americana* (abdom-  
inal air sac) Taft, S.J., 1971 a  
Iowa  
*Recurvirostra americana*  
(abdominal air sac) South Dakota
- Cyclocoelum obscurum*  
*Tringa glareola* Belopol'skaia, M. M., 1969 a  
Baltic and Okhotsk Seas
- Cyclocoelum obscurum*  
*Limosa fedoa*  
*Capella gallinago*  
(abdominal air sac of all) Taft, S.J., 1971 a  
South Dakota  
Iowa
- Cyclocoelum oculosum*  
*Fulica americana* (orbit)  
*Recurvirostra americana*  
(orbit) Taft, S.J., 1971 a  
Iowa  
South Dakota



- Cyclocoelum oculum* Taft, S. J., 1972 a, fig.  
 miracidial epidermal plates  
*Fulica americana* (orbital, central and northwest Iowa  
 nasal cavities) (nat. & exper.)  
*Lymanea stagnalis* (exper.)  
*Gyraulax hirsutus* "  
*Helisoma trivolvis* "  
*Stagnicola reflexa* "  
*Physa gyrina* "
- Cyclocoelum tringa* Taft, S. J., 1971 a  
*Erolia melanotos* (abdom-  
 inal air sac) Iowa
- Cyclocotylo Otto*, 1821 Dollfus, R. P. F., 1970 b,  
 Syn.: *Allodiclidophora* 1529  
 Yamaguti, 1963
- Cyclocotyloides* McCauley, J. E.; and Smoker,  
*Diclidophoridae*; *Cyclo-* W. W., 1969 a  
*cotyloides* subfam. n.
- Cyclocotyloides* Price, Yamaguti, S., 1963 a  
 1943  
*Discocotyloides*, *Diclidophoropsinae* n. subfam.  
 key to genera
- Cyclocotyloides pinguis* McCauley, J. E.; and Smoker,  
 (Linton, 1940) Price, 1943 W. W., 1969 a, 744, figs.  
 Syn.: *Choricotylo pinguis* (Linton, 1940) Sproston,  
 1946; *Diclidophoropsis pinguis* (Linton, 1940) Bychowsky,  
 1957  
 (mouth and gills of all)  
*Chalinura* (= *Albatrossia*) all from off Oregon, USA  
*pectoralis* in 1,000 to 2,850  
*Hemimacrus acrolepis*  
*Chalinura filifera*
- Cyclocotyloides* subfam. McCauley, J. E.; and Smoker,  
 n. W. W., 1969 a, 746  
*Diclidophoridae*  
 includes: *Cyclocotyloides*
- Cymbophallus fimbriatus* Fischthal, J. H.; and Thomas,  
 of Manter, 1934, nec J. D., 1970 a  
 Linton, 1934  
 as syn. of *Pseudopecoelus tortugae* von Wicklen, 1946
- Cynoscionicola heteracantha* Kingston, N.; Dillon, W. A.;  
 (Manter, 1938) Price, 1962 and Hargis, W. J. (jr.),  
 description of *oncomira-* 1969 a, figs. 15-16  
*cidium*  
 Syns.: *Microcotyle* sp. of Linton, 1905; *Microcotyle* sp.  
 of Linton, 1940; *Microcotyle heteracantha* Manter, 1938  
*Cynoscion regalis* York River and Chesapeake  
 (gills) Bay, Virginia
- Cynoscionicola longicauda* Yamaguti, S., 1963 a  
 (Goto, 1899) n. comb.  
 Syn.: *Microcotyle longicauda* Goto
- Cypselurobranchitrema* Lebedev, B. I., 1971 a, 66  
 Yamaguti, 1966 (type genus)  
*Cypselurobranchitrematini* trib. n.
- Cypselurobranchitrematini* Lebedev, B. I., 1971 a, 66  
 trib. n. type genus: *Cypseluro-*  
*Gastrocotylinae* branchitrema Yamaguti, 1966  
 includes: *Cypselurobranchitrema*
- Cystodiplostomum hollyi* Nasir, P.; and Díaz, M. T.,  
*Caiman crocodilus* (in- 1971 b, figs.  
 testine) Laguna de Encantada, Onoto,  
 Anzoategui State, Venezuela

- Dactylocotyle auctorum*, Yamaguti, S., 1963 a  
partim  
as syn. of *Diclidophora Krøyer*, 1838
- Dactylocotyle molvae* Yamaguti, S., 1963 a  
Cerfontaine, 1895  
as syn. of *Pseudodactylocotyla palmata* (Leuckart, 1830)  
n. comb.
- Dactylocotyle phycidis* Yamaguti, S., 1963 a  
Parona et Perugia  
as syn. of *Pseudodactylocotyla phycidis* (Parona et  
Perugia, 1889) n. gen., n. comb.
- Dactylogyridae* Bychowsky, Leiby, P.D.; Kritsky, D.C.;  
1933 and Peterson, C. A., 1972 a  
diagnosis emended to include forms with cephalic lappets
- Dactylogyridae* Yamaguti, S., 1963 a, 22  
*Dactylogyroidea*, key
- Dactylogyroidea* n. superf. Yamaguti, S., 1963 a, 8, 22  
*Monopisthocotylea*  
key; key to families  
includes: *Protogyrodactylidae*; *Calceostomatidae*; *Diplectanidae*; *Bothitrematidae*; *Dactylogyridae*
- Dactylogyrosis* Svobodová, Z.; and Tesarčík,  
diagnosis, carp, blood J., 1973 a  
values
- Dactylogyrus* of Wagener, Yamaguti, S., 1963 a  
1857  
as syn. of *Diplectanum* Diesing, 1858
- Dactylogyrus* sp. Ergens, Osmanov, S. O., 1971 a  
1962  
as syn. of *Dactylogyrus rarissimus* A. Gussev, 1966
- Dactylogyrus achmerowi* Osmanov, S. O., 1971 a, 102,  
A. Gussev, 1955 fig.  
(gill filaments of all) all from Uzbekistan  
*Cyprinus carpio*  
[*Cyprinus carpio haematopterus*]
- Dactylogyrus affinis* Osmanov, S. O., 1971 a, 86,  
Bychowsky, 1933 fig.  
(gill filaments of all) all from Uzbekistan  
*Barbus capito conocephalus*  
*B. brachycephalus*  
[*B. brachycephalus caspius*]
- Dactylogyrus affinis* Shaova, N. D., 1969 b  
high floods, changes in parasite fauna  
[*Barbus tauricus kubanicus*] Kuban river
- Dactylogyrus agapovae* Osmanov, S. O., 1971 a, 76,  
Gussev, 1962 fig.  
*Alburnoides taeniatus* Uzbekistan  
(gill filaments)
- Dactylogyrus alatus* Lin- Osmanov, S. O., 1971 a, 68  
stow, 1878 all from Uzbekistan  
*Leuciscus idus oxianus* (gill filaments)  
[*Blicca bjoerkna*] " "  
[*Alburnus alburnus*] " "
- Dactylogyrus alatus* Shaova, N. D., 1969 b  
high floods, changes in parasite fauna  
[*Blicca bjoerkna*] all from Kuban river  
[*Alburnus alburnus*]
- Dactylogyrus amphibothrium* Tommatik, E.N.; and Esinenko-  
*Acerina cernua* Marits, N. M., 1968 a  
Moldavian reservoirs
- Dactylogyrus amphibothrium* Wootten, R., 1973 a  
Wagener, 1857 Hanningfield Reservoir,  
*Gymnocephalus cernua* Essex  
(gills)
- Dactylogyrus anchoratus* Allison, R.; and Rogers,  
*Cyprinus carpio* (gills) W. A., 1970 a  
Alabama
- Dactylogyrus anchoratus* Mikailov, T. K.; and Pashaev,  
age of host G. A., 1973 a  
*Cyprinus carpio* Azerbaidzhan SSR
- Dactylogyrus anchoratus* Osmanov, S. O., 1971 a, 96,  
(Dujardin, 1845) fig.  
(gill filaments of all) Uzbekistan, all from  
*Cyprinus carpio*  
*Carassius auratus gibelio*  
*Barbus capito conocephalus*
- Dactylogyrus anchoratus* Paperna, I., 1963 c  
development, ecology, fish Israel
- Dactylogyrus anchoratus* Shaova, N. D., 1969 b  
high floods, changes in parasite fauna  
[*Cyprinus carpio*] Kuban river
- Dactylogyrus anchoratus* Tommatik, E.N.; and Esinenko-  
*Carassius* Marits, N. M., 1968 a  
*Cyprinus carpio* all from Moldavian reser-  
voirs
- Dactylogyrus aristichthys* Musselius, V. A., 1969 a  
*Aristichthys nobilis* European USSR
- Dactylogyrus aristichthys* Osmanov, S. O., 1971 a, 108  
Long et Yu, 1958 Uzbekistan  
*Aristichthys nobilis* (gill filaments)
- Dactylogyrus atratuli* sp. n. Hanek, G.; and Fernando, C.H.,  
*Rhinichthys atratulus* 1972 c, 1313-1315, figs. 1-4  
(gills) Shelter Valley stream (2 mi.  
N. of Grafton), Ontario
- Dactylogyrus aureus* Seam- Hanek, G.; and Fernando, C.H.,  
ster, 1948 1972 c  
*Notemigonus crysoleucas* Bay of Quinte area, Ontario  
(gills)
- Dactylogyrus aureus* (Seam- Meade, T. G.; and Bedinger,  
ster, 1948) C. A. (jr.), 1972 a, fig.  
*Notemigonus crysoleucas* eastern Texas, all from  
(gills)  
*Lepomis microlophus* (gills)
- Dactylogyrus auriculatus* Osmanov, S. O., 1971 a, 69,  
(Nordmann, 1832) fig.  
[*Abramis brama bergi*] Uzbekistan  
(gill filaments)
- Dactylogyrus auriculatus* Shaova, N. D., 1969 b  
(Nordmann, 1832) Kuban river  
high floods, changes in parasite fauna  
[*Abramis brama*]
- Dactylogyrus banghami* Mi- Hanek, G.; and Fernando, C.H.,  
zelle and Donahue, 1944 1972 c  
*Rhinichthys atratulus* Bay of Quinte area, Ontario  
(gills)

- Dactylogyrus capoetobramae* Osmanov, S. O., 1971 a, 94, Kuzmenko, 1945  
Capoetobrama kuschakewitschi (gills) Uzbekistan
- Dactylogyrus carpaticus* Shaova, N. D., 1969 b  
high floods, changes in parasite fauna  
[Barbus tauricus kubanicus] Kuban river
- Dactylogyrus caucasicus* Shaova, N. D., 1969 b  
high floods, changes in parasite fauna  
[Alburnoides bipunctatus rossicus natio kubanicus] Kuban river
- Dactylogyrus chalcalburni* Osmanov, S. O., 1971 a, 82, Dogiel et Bychowsky, 1934  
Chalcalburnus chalcoides arelensis (gill filaments) Uzbekistan
- Dactylogyrus chenshucheneae* Musselius, V. A., 1969 a  
Hypophthalmichthys molitrix European USSR
- Dactylogyrus chenshucheneae* Osmanov, S. O., 1971 a, 107 A. Gussev, 1962  
Hypophthalmichthys molitrix (gill filaments) Uzbekistan
- Dactylogyrus chondrostomi* Shaova, N. D., 1969 b  
high floods, changes in parasite fauna  
[Chondrostoma colchicum kubanicum] Kuban river
- Dactylogyrus cordus* Nybelin, 1936  
Leuciscus lehmanni (gills) Osmanov, S. O., 1971 a, 69  
Uzbekistan
- Dactylogyrus cornu* Linstow, 1878  
(gills of all)  
Rutilus rutilus aralensis [Elicca bjoerkna]  
Abramis brama [Leuciscus leuciscus] [Vimba vimba] Osmanov, S. O., 1971 a, 85, fig.  
all from Uzbekistan
- Dactylogyrus cornu* Rauckis, E., 1970 a  
[Rutilus rutilus] (gills) Lake Dusia, Lithuania
- Dactylogyrus cornu* Shaova, N. D., 1969 b  
high floods, changes in parasite fauna  
[Elicca bjoerkna] Kuban river
- Dactylogyrus crucifer* Osmanov, S. O., 1971 a, 84  
Wagener, 1857  
(gill filaments of all)  
Rutilus rutilus aralensis R. rutilus natio buharensis  
all from Uzbekistan
- Dactylogyrus crucifer* Rauckis, E., 1970 a  
[Rutilus rutilus] (gills) Lake Dusia, Lithuania
- Dactylogyrus crucifer* Wootten, R., 1973 a  
Wagener, 1857  
Rutilus rutilus (gills) Hanningfield Reservoir, Essex
- Dactylogyrus cryptomeres* Osmanov, S. O., 1971 a, 90  
Bychowsky, 1934  
Gobio gobio lepidolaemus (gill filaments) [Gobio gobio] [Gobio soldatovi] " "
- Dactylogyrus cryptomeres* Shaova, N. D., 1969 b  
high floods, changes in parasite fauna  
[Gobio gobio] Kuban river
- Dactylogyrus cryptomeres* Tommatik, E.N.; and Esinenko-Marits, N. M., 1968 a  
Gobio gobio  
Moldavian reservoirs
- Dactylogyrus ctenopharyngodonis* Musselius, V. A., 1969 a  
European USSR  
Ctenopharyngodon idella
- Dactylogyrus ctenopharyngodonis* Osmanov, S. O., 1971 a, 106  
Achmerow, 1952  
Ctenopharyngodon idella (gill filaments) Uzbekistan
- Dactylogyrus difformis* Osmanov, S. O., 1971 a, 74  
Wagener, 1857  
Scardinius erythrophthalmus (gill filaments) Uzbekistan
- Dactylogyrus dimitrovae* Kakacheva-Avramova, D., 1972 a, n. sp.  
Alburnoides bipunctatus (gills) 1411-1413, figs. 1a, b  
rivers in Central and Eastern Stara Planina Mountains
- Dactylogyrus distinguendus* Shaova, N. D., 1969 b  
high floods, changes in parasite fauna  
[Elicca bjoerkna] Kuban river
- Dactylogyrus drjagini* Osmanov, S. O., 1971 a, 70  
Bychowsky, 1936  
(gill filaments of all)  
Diptychus dybowskii [D. maculatus] all from Uzbekistan
- Dactylogyrus dubius* Gussev, 1955, nec Mizelle et Klucka, 1953  
renamed: D. gnathopogonis Yamaguti, S., 1963 a, 27
- Dactylogyrus effusus* sp. n. Chien, S. M., 1971 a, 1211-1212, 1213, 1214, figs. 1-8  
Nocomis effusus (gills) Green River drainage, Long Fork, tributary Salt Lick Creek, 2.25 air miles north-east of Galen, Macon County, Tennessee; Tennessee River drainage; Cumberland River system (Ohio River drainage)
- Dactylogyrus ergensi* Shaova, N. D., 1969 b  
high floods, changes in parasite fauna  
[Chondrostoma colchicum kubanicum] Kuban river
- Dactylogyrus eucalius* Mi-zelle and Regensberger, 1945  
Culaea inconstans (gills) Hanek, G.; and Fernando, C.H., 1972 c  
Bay of Quinte area, Ontario
- Dactylogyrus extensus* Babaev, B., 1969 a  
fish disease  
Karakum canal
- Dactylogyrus extensus* Müller et v. Cleave, 1932  
development at 14-15°, thermolabile species  
Iziumova, N. A.; and Zelentsov, N. I., 1969 a, figs.
- Dactylogyrus extensus* Lahav, M.; Sarig, S.; and Shilo, M., 1966 a  
Bromex-50, carp
- Dactylogyrus extensus* Mikailov, T. K.; and Pashaev, G. A., 1973 a  
age of host  
Cyprinus carpio  
Azerbaijdzhan SSR
- Dactylogyrus extensus* Osmanov, S. O., 1971 a, 100, Müller et van Cleave, 1932  
Syn.: D. solidus Achmerov, 1948  
Cyprinus carpio (gill filaments) Uzbekistan

- Dactylogyrus extensus* development, ecology, fish Paperna, I., 1963 c Israel
- Dactylogyrus extensus* Tommatik, E.N.; and Esinenko-  
*Cyprinus carpio* Marits, N. M., 1968 a Moldavian reservoirs
- Dactylogyrus falcatus* (Wedl, 1857) Osmanov, S. O., 1971 a, 70, fig. Uzbekistan  
*Abramis brama orientalis* (gill filaments)
- Dactylogyrus falcatus* Wedl, Shaova, N. D., 1969 b 1857 Kuban river  
high floods, changes in parasite fauna [Abramis brama]
- Dactylogyrus formosus* Lucký, Z.; and Pidverbecká, Kulwiec, 1927 J., 1970 a, figs. Carassius a. auratus (gills) ornamental water basin in Brno
- Dactylogyrus formosus* Osmanov, S. O., 1971 a, 98, Kulwiec, 1927 fig. (gill filaments of all) all from Uzbekistan  
*Carassius auratus gibelio* [Carassius carassius]
- Dactylogyrus fraternus* Wagener, 1909 Osmanov, S. O., 1971 a, 103, (gill filaments of all) fig. all from Uzbekistan  
*Alburnoides taenistatus* [Alburnus alburnus] [Leucaspius delineatus] [Alburnus charusini]
- Dactylogyrus gemellus* Nybelin, 1936 Osmanov, S. O., 1971 a as syn. of *D. nanus* Dogiel et Bychowsky, 1934
- Dactylogyrus gnathopogonis* Yamaguti, S., 1963 a, 27 nom. nov. for: *D. dubius* Gussev, 1955, nec Mizelle et Klucka, 1953
- Dactylogyrus goeschaicus* [i.e. ?*D. goktschaicus*] Shaova, N.D., 1969 b high floods, changes in parasite fauna [Barbus tauricus kubanicus] Kuban river
- Dactylogyrus hypophthalmichthys* Musselius, V. A., 1969 a European USSR  
*Hypophthalmichthys molitrix*
- Dactylogyrus hypophthalmichthys* Achmerow, 1952 Osmanov, S. O., 1971 a, 106 Uzbekistan  
*Hypophthalmichthys molitrix* (gills)
- Dactylogyrus intermedius* Wagener, 1909 Osmanov, S. O., 1971 a, 98, (gill filaments of all) fig. all from Uzbekistan  
*Carassius auratus gibelio* [Carassius carassius]
- Dactylogyrus intestinalis* Allamuratov, 1966 Osmanov, S. O., 1971 a, 96, fig. Uzbekistan  
*Capoetobrama kuscha-kewitschi* (intestine)
- Dactylogyrus inversum* Goto and Kikuchi Yamaguti, S., 1963 a as syn. of *Microncotrematoides inversum* (Goto et Kikuchi, 1917) n. gen., n. comb.
- Dactylogyrus jamansajensis* Osmanov, 1958 Osmanov, S. O., 1971 a, 88, fig. Uzbekistan  
*Barbus capito conocephalus* (gills)
- Dactylogyrus kulwieci* Bychowsky, 1931 Osmanov, S. O., 1971 a, 87, fig. all from Uzbekistan  
(gill filaments of all)  
*Barbus capito conocephalus*  
*B. brachycephalus*  
[*B. brachycephalus caspius*]
- Dactylogyrus lachneri* sp. n. Chien, S. M., 1971 a, 1211, (gills of all) fig. 1212-1214, figs. 9-18  
*Nocomis biguttatus*  
Great Lakes drainage, Shiawassee River, Oakland County, Michigan; Mississippi River main drainage, Missouri River drainage, Ohio River main drainage, White River system (Mississippi River drainage), Green River system (Ohio River drainage), Cumberland River system (Ohio River drainage), Duck River system (Tennessee River drainage) Arkansas River drainage
- N. effusus*
- N. asper*
- Dactylogyrus lamellatus* Molnár, K., 1971 a biological properties under natural and exper. conditions, carp
- Dactylogyrus lamellatus* Molnár, K., 1972 a, figs. histopathology, gills of grasscarp
- Dactylogyrus lamellatus* Ctenopharyngodon idella Musselius, V. A., 1969 a European USSR
- Dactylogyrus lamellatus* Achmerow, 1952 Musselius, V. A.; and Ptashuk, S. V., 1970 a development, host specificity  
*Hypophthalmichthys molitrix* (gills) (exper.) Zagorsk  
*Ctenopharyngodon idella* (skin, gills)
- Dactylogyrus lamellatus* Achmerow, 1952 Osmanov, S. O., 1971 a, 104, fig. Uzbekistan  
*Ctenopharyngodon idella* (gill filaments)
- Dactylogyrus linstowi* Bychowsky, 1936 Osmanov, S. O., 1971 a, 78, fig. Syn.: *D. malleus*? Bychowsky, 1934 (non Linstow, 1877) (gill filaments of all) all from Uzbekistan  
*Barbus capito conocephalus*  
*B. brachycephalus*  
*Schizothorax intermedius*
- Dactylogyrus longicopula* Bychowsky, 1936 Osmanov, S. O., 1971 a, 82, fig. Uzbekistan, all from (gill filaments of all)  
*Schizothorax intermedius* [S. argentatus]  
*Varicorhinus capoeta heretensis natio steindachneri* [S. pseudaksaiensis]
- Dactylogyrus macracanthus* Yamaguti, S., 1963 a, 31 Tripathi, 1959, nec Wegener, 1910 renamed: *D. tripathi* nom. nov.
- Dactylogyrus magnihematus* Achmerow, 1952 Osmanov, S. O., 1971 a, 106 Uzbekistan  
*Ctenopharyngodon idella* (gill filaments)
- Dactylogyrus malleus*? Bychowsky, 1934 (non Linstow, 1877) Osmanov, S. O., 1971 a as syn. of *D. linstowi* Bychowsky, 1936

- Dactylogyrus meridionalis* Osmanov, S. O., 1971 a, 68  
Bychowsky, 1936  
all from Uzbekistan  
*Nemachilus stoliczkaei* (gill filaments)  
[*N. strauchi*] " " "  
*N. dorsalis* " " "  
[*N. sewersowi*] " " "
- Dactylogyrus merus* Zaika, Chien, S. M.; and Rogers, W. A., 1970 a, 480  
1961  
to *Pellucidhaptor* [comb. not made]
- Dactylogyrus minor* Wagener, Osmanov, S. O., 1971 a, 75  
1857  
all from Uzbekistan  
(gill filaments of all)  
*Alburnoides taeniatus*  
*A. bipunctatus eichwaldi*
- Dactylogyrus minor* Shaova, N. D., 1969 b  
high floods, changes in parasite fauna  
[*Alburnus alburnus*] Kuban river
- Dactylogyrus minutus* Kulwicz, 1927  
redescription  
*Cyprinus carpio* (gills)  
Allison, R.; and Rogers, W. A., 1970 a, figs.  
Auburn University, Agricultural Experiment Station  
Ponds, Auburn, Alabama
- Dactylogyrus minutus* Kulwieci, 1927  
*Cyprinus carpio* (gill filaments)  
Osmanov, S. O., 1971 a, 100, fig.  
Uzbekistan
- Dactylogyrus modestus* Osmanov, O. S., 1971 a, 92  
Bychowsky, 1957  
Uzbekistan  
*Schizothorax intermedius* (gill filaments)
- Dactylogyrus nanus* Dogiel et Bychowsky, 1934  
fig.  
Osmanov, S. O., 1971 a, 73, fig.  
Syn.: *D. gemellus* Nybelin, 1936  
(gill filaments of all)  
*Rutilus rutilus aralensis* all from Uzbekistan  
*Rutilus rutilus*
- Dactylogyrus nanus* Dogiel et Bychowsky, 1934, part.  
as syn. of *D. suecicus* Nybelin, 1936  
Osmanov, S. O., 1971 a
- Dactylogyrus nanus* Shaova, N. D., 1969 b  
high floods, changes in parasite fauna  
[*Alburnus alburnus*] Kuban river
- Dactylogyrus narimani* Osmanov, S. O., 1971 a, 76, fig.  
Osmanov, 1965  
Uzbekistan  
*Alburnoides taeniatus* (gill filaments)
- Dactylogyrus nasalis* Strelkov et Chakl, 1964  
Osmanov, S. O., 1971 a, 103  
all from Uzbekistan  
*Rutilus rutilus*  
*Scardinius erythrophthalmus*  
*Aspius aspius*  
(olfactory fossa of all)
- Dactylogyrus neoparvus* Osmanov, S. O., 1971 a, 72, fig.  
Osmanov, 1965  
Uzbekistan  
*Alburnoides taeniatus* (gill filaments)
- Dactylogyrus nobilis* Musselius, V. A., 1969 a  
*Aristichthys nobilis* European USSR
- Dactylogyrus nobilis* Long et Yu, 1958  
Aristichthys nobilis (gill filaments)  
Osmanov, S. O., 1971 a, 107, fig.  
Uzbekistan
- Dactylogyrus osmanovi* Urasbaev, 1966  
Osmanov, S. O., 1971 a, 103, fig.  
*Cyprinus carpio* (nasal fossa) Uzbekistan
- Dactylogyrus pamirensis* Dzhallilov, U. D.; and Ashurova, M., 1971 a, 83-84, figs. a-d  
Schizopygopsis stoliczkaei (gills) Piandj River basin
- Dactylogyrus parvus* Shaova, N. D., 1969 b  
high floods, changes in parasite fauna  
[*Alburnus alburnus*] Kuban river
- Dactylogyrus perlus* Clayton, N. J.; and Schlueter, E. A., 1971 a, fig.  
redescription  
*Notropis lutrensis* (gills) Texas
- Dactylogyrus petenyi* Shaova, N. D., 1969 b  
high floods, changes in parasite fauna  
[*Barbus tauricus kubanicus*] Kuban river
- Dactylogyrus propinquus* Osmanov, S. O., 1971 a, 72  
Bychowsky, 1931  
Uzbekistan  
*Abramis sapa bergi natio aralensis* (gill filaments)
- Dactylogyrus propinquus* Shaova, N. D., 1969 b  
high floods, changes in parasite fauna  
[*Abramis sapa*] Kuban river
- Dactylogyrus pseudominor* Osmanov, S. O., 1971 a, 75, fig.  
Osmanov, 1965  
all from Uzbekistan  
(gill filaments of all)  
*Alburnoides bipunctatus eichwaldi*  
*A. taeniatus*  
*A. oblongus*
- Dactylogyrus pulcher* Osmanov, O. S., 1971 a, 92  
Bychowsky, 1957  
Uzbekistan  
*Varicorhinus capoeta heratensis natio steindachneri* (gill filaments)
- Dactylogyrus rarissimus* Osmanov, S. O., 1971 a, 74, fig.  
A. Gussev, 1966  
Syn.: *Dactylogyrus* sp. Ergens, 1962  
Uzbekistan  
*Rutilus rutilus* (gill filaments)
- Dactylogyrus reciprocus* Chien, S. M., 1971 a  
Rogers, 1967  
(gills of all)  
*Nocomis leptocephalus bellicus*  
Alabama River drainage, Tombigbee River drainage, Pascagoula River drainage, Pearl River drainage, Mississippi River coastal drainage
- N. micropogon* Great Lakes drainage, Susquehanna River drainage, James Run (Chesapeake Bay drainage), Potomac River drainage, Rappahanock River drainage, York River drainage, James River drainage, Ohio River drainage, Tennessee River drainage
- N. raneyi* James River drainage, Chowan River drainage, Roanoke River drainage, Tar River drainage, Neuse River drainage
- N. platyrhynchus* New River basin (Ohio River drainage)
- N. leptocephalus leptocephalus* James River drainage, Pee Dee River drainage, Santee River drainage
- N. leptocephalus interocularis* Savannah River drainage, Ogeechee River drainage, Altamaha River drainage, Apalachicola River drainage
- D. reciorocus* Chien, S. M., 1971 a

- Dactylogyrus sekerai* n. sp. Lucky, Z., 1970 b, 7-11, figs. 1-3  
Puntius schuberti (gills) aquarium in Brno, originally from India
- Dactylogyrus simplex* Bychow-Osmanov, S. O., 1971 a, 69 sky, 1936  
Diptychus dybowski (gill filaments)  
[*D. maculatus*] (gill filaments)
- Dactylogyrus simplicimal-leata* Bychowsky, 1931 Osmanov, S. O., 1971 a, 94  
Felecus cultratus (gill filaments) Uzbekistan
- Dactylogyrus simplicimal-leata* Bychowsky, 1931 Shaova, N. D., 1969 b  
high floods, changes in parasite fauna [Felecus cultratus] Kuban river
- Dactylogyrus skrjabinensis* Osmanov, S. O., 1971 a, 87, fig.  
Barbus brachycephalus Uzbekistan  
(gill filaments)
- Dactylogyrus skrjabini* Musselius, V. A., 1969 a  
Hypophthalmichthys molitrix European USSR
- Dactylogyrus skrjabini* Achmerow, 1954 Osmanov, S. O., 1971 a, 104  
Hypophthalmichthys molitrix (gills) Uzbekistan
- Dactylogyrus solidus* Achmerov, 1948 Osmanov, S. O., 1971 a  
as syn. of *D. extensus* Müller et van Cleave, 1932
- Dactylogyrus sphyrna* Linstow, 1878 Osmanov, S. O., 1971 a, 67  
(gill filaments of all) all from Uzbekistan  
*Rutilus rutilus aralensis*  
*R. rutilus*  
[*R. rutilus caspicus*]  
[*R. rutilus fluviatilis*]  
[*R. rutilus lacustris*]  
*Abramis brama*  
[*Elicca bjoerkna*]  
[*Vimba vimba*]  
[*Leuciscus cephalus*]
- Dactylogyrus sphyrna* [Rutilus rutilus] (gills) Rauckis, E., 1970 a  
Lake Dusia, Lithuania
- Dactylogyrus sphyrna* Linstow, 1878 Shaova, N. D., 1969 b  
high floods, changes in parasite fauna [Abramis brama]  
[Elicca bjoerkna] all from Kuban river
- Dactylogyrus sphyrna* Linstow, 1878 Wootten, R., 1973 a  
Rutilus rutilus (gills) Hanningfield Reservoir, Essex
- Dactylogyrus suchengtaii* Hypophthalmichthys molitrix Musselius, V. A., 1969 a  
European USSR
- Dactylogyrus suchengtaii* A. Gussev, 1962 Osmanov, S. O., 1971 a, 107  
Hypophthalmichthys molitrix (gill filaments) Uzbekistan
- Dactylogyrus suecicus* Nybelin, 1936 Osmanov, S. O., 1971 a, 85, fig.  
Syn.: *D. nanus* Dogiel et Bychowsky, 1934, part.  
*Rutilus rutilus aralensis* (gill filaments) Uzbekistan
- Dactylogyrus suecicus* high floods, changes in parasite fauna [Elicca bjoerkna] Shaova, N. D., 1969 b  
Kuban river
- Dactylogyrus tripathii* nom. nov. Yamaguti, S., 1963 a, 31  
for: *D. macracanthus* Tripathi, 1959, nee Wegener, 1910
- Dactylogyrus tuba* Linstow, 1878 Osmanov, S. O., 1971 a, 90, 1878  
(gill filaments of all) all from Uzbekistan  
*Leuciscus lehmanni*  
*L. idus oxianus*  
*Aspiolucius esocinus*  
*Aspius aspius*  
*Alburnoides bipunctatus eichwaldi*
- Dactylogyrus turkestanicus* Gussev, Gavrilova et Dzhalilov, 1965 Osmanov, S. O., 1971 a, 95, fig.  
Uzbekistan  
*Capoetobrama kuschakewitschi* (gills)
- Dactylogyrus vanbenedeni*, Parona and Perugia, 1892 as syn. of *Haliotrema vanbenedeni* (Parona and Perugia 1890), Young 1968 Paperna, I., 1972 a
- Dactylogyrus varicorhini* Bychowsky, 1957 Osmanov, S. O., 1971 a, 91, fig.  
(gill filaments of all) all from Uzbekistan  
*Varicorhinus capoeta heratensis patio steindachneri* [Varicorhinus capoeta heratensis]
- Dactylogyrus vastator* fish disease Babaev, B., 1969 a  
Karakum canal
- Dactylogyrus vastator* Bromex-50, carp Lahav, M.; Sarig, S.; and Shilo, M., 1966 a
- Dactylogyrus vastator* age of host Mikailov, T. K.; and Pashaev, G. A., 1973 a  
Cyprinus carpio Azerbaïdzhan SSR
- Dactylogyrus vastator* Nybelin, 1924 Osmanov, S. O., 1971 a, 99, fig.  
(gill filaments of all) all from Uzbekistan  
Cyprinus carpio  
*Carassius auratus gibelio* [Carassius carassius]  
[Cyprinus carpio haematopterus]
- Dactylogyrus vastator* development, ecology, fish Paperna, I., 1963 c, fig. Israel
- Dactylogyrus vastator* Carassius Tomatik, E.N.; and Esinenko-Marits, N. M., 1968 a  
Cyprinus carpio all from Moldavian reservoirs
- Dactylogyrus vastator* Nybelin, 1924 Vladimirov, V. L., 1971 a  
hybrid carp, immune mechanism, immunization Ropsha ponds
- Dactylogyrus wunderi* Bychow-sky, 1931 Osmanov, S. O., 1971 a, 79, fig.  
Abramis brama Uzbekistan  
(gill filaments)
- Dactylogyrus wunderi* Bychowsky, 1931 Shaova, N. D., 1969 b  
high floods, changes in parasite fauna [Abramis brama] Kuban river
- Dactylogyrus zandti* Bychow-sky, 1933 Osmanov, S. O., 1971 a, 80, fig.  
Abramis brama Uzbekistan  
(gill filaments)

- Dasybatotrema* Price, 1938 Young, P. C., 1967 c  
emend.  
Monocotyliidae, Monocotylinae, key  
Syn.: *Monocotyloides* Johnston, 1934, partim
- Dasybatotrema dasybatis* Young, P. C., 1967 c, 397  
(MacCallum, 1916) Price,  
1938  
*Dasytatis pastinaca* Woods Hole, Mass., U.S.A.  
*Pastinachus centrorurus*
- Dasybatotremineae* Bikhovski, Young, P. C., 1967 c, 397  
1957  
"the features...are quite variable within the subfamily  
Monocotylinae, and there is no necessity for a new sub-  
family"
- Dasymetra conferta* Nicoll, Byrd, E. E.; and Maples, W.P.,  
1911 1969 a, figs.  
intramolluscan stages, morphology, development
- Dasymetra tupinambis* n. sp. Nasir, P.; and Diaz, M. T.,  
*Tupinambis nigropunctatus* 1971 b, 233, 237-238, 246,  
(intestine) fig. 3  
Los Guaraunos, Sucre State,  
Venezuela
- Dasymetra villicaeca* Gibson, J. B.; and Rabalais,  
Byrd, 1935 F. C., 1973 a  
*Natrix s. sipedon* (small  
intestine, esophagus) Ottawa Co., Ohio
- Dasymetra villicaeca* Rabalais, F. C., 1969 a  
*Coluber constrictor flavi-*  
*ventris* all from Louisiana  
*Natrix cyclopion cyclopion*  
" *erythrogaster flavigaster*  
" *fasciata confluens*  
" " *fasciata*  
" " *pleuralis*  
" *rhombifera rhombifera*  
*Thamnophis sauritus*
- Decacotyle* gen. n. Young, P. C., 1967 c, 381,  
Monocotyliidae, Monocoty- 382, 386, 398  
linae, key tod: *D. lymmae* gen. et  
sp. n.
- Decacotyle lymmae* gen. et Young, P. C., 1967 c, 381,  
sp. n. (tod) 382, 396, 398-399, figs. 6a-c  
key Heron Island, Queensland  
*Taeniura lymma* (gills) Australia
- Decemtestis* sp. Machida, M.; Ichihara, A.;  
*Chrysophrys major* (small and Kamegai, S., 1970 a  
intestine) all from sea north of the  
*Sillago japonica* (intestine) Tsushima Islands
- Decemtestis mehrai* Sriva- Gupta, N. K.; and Mehrotra,  
stava, 1936 V., 1971 b, fig.  
(intestine of all) Ernakulam, South India, all  
*Triacanthus brevirostris* from  
*Ariodes dussumieri*
- Decemtestis takanoha* Machida, M.; Ichihara, A.;  
Yamaguti and Kamegai, S., 1970 a  
*Gonistius zonatus* (small sea north of the Tsushima  
intestine) Islands
- Dendritobilharzia* Skrjabin Farley, J., 1971 a  
and Zakharow, 1920  
Schistosomatidae; Gigantobilharziinae
- Dendritobilharzia anati-* Borgarenko, L. F., 1970 a  
*narum* Cheatum, 1941 Tadzshikistan  
*Fulica atra* (blood vessels)
- Dendritobilharzia anati-* Freitas, M. G.; and Costa, H.  
*narum* Cheatum, 1941 M. de A., 1972 a, figs.  
redescription State of Minas Gerais,  
*Cairina moschata domestica* Brazil  
(venous system)
- Dendritobilharzia pul-* Borgarenko, L. F., 1970 a  
*verulenta* (Braun, 1901) Tadzshikistan  
*Fulica atra* (blood vessels)
- Dendritobilharzia pul-* Farley, J., 1971 a  
*verulenta* Odhner, 1912  
as syn. of *Trichobilharzia* kowalewski (Ejsmont, 1929)  
McMullen and Beaver, 1945
- Dendritobilharzia pulveru-* Ulmer, M. J.; and Vande Vus-  
*lenta* se, F. J., 1970 a, figs.  
morphology, hermaphroditism in males
- Dendritobilharziinae* Freitas, M. G.; and Costa, H.  
[Syn.]: *Dendritobilharzii-* M. de A., 1972 a  
*nae* Yamaguti, 1958
- Dendrobilharziinae* Yamaguti, Freitas, M. G.; and Costa, H.  
1958 M. de A., 1972 a  
[as syn. of] *Dendritobilharziinae*
- Dendromonocotyle* Hargis, Young, P. C., 1967 c, 412  
1955  
Monocotyliidae, Dendromonocotylinae, key  
key to species, includes *D. kuhlilii* sp. n.; *D. octodiscus*  
Hargis, 1955
- Dendromonocotyle kuhlilii* Young, P. C., 1967 c, 381,  
sp. n. 382, 412, 413-415, figs.  
key lla-g  
*Dasytatis kuhlilii* (skin) Moreton Bay, Queensland,  
Australia
- Dendromonocotyle octodiscus* Young, P. C., 1967 c, 412,  
Hargis, 1955 413  
key Alligator Harbor, Franklin  
*Dasytatis say* Co., Florida, U.S.A.
- Dendromonocotylinae* Hargis, Young, P. C., 1967 c, 411-412  
1955  
taxonomic revision, Monocotyliidae  
key to genera, includes: *Dendromonocotyle* Hargis, 1955;  
*Clemacotyle* gen. n.
- Deontacylinae* Yamaguti, 1958 Lebedev, B. I.; and Parukhin,  
*Sanguinicolidae* A. M., 1972 a  
includes: *Deontacylix*, *Plehniiella*, *Metaplehniiella*
- Deretrema sebastodis* Machida, M.; Ichihara, A.;  
(Yamaguti) and Kamegai, S., 1970 a  
*Sebastes inermis* (gall all from sea north of the  
bladder) Tsushima Islands  
*Scorpaenopsis cirrhosa* (pyloric caecum & intestine)
- Derogenes varicus* (Mueller) Machida, M.; Ichihara, A.;  
*Pterois lumulata* and Kamegai, S., 1970 a  
(stomach) sea north of the Tsushima  
Islands
- Derogenes varicus* Lühe, Reimer, L. W.; and Jessen, O.,  
1900 1972 a  
*Glupea harengus* northern part, North Sea

- Derogenes varicus* Scott, J. S., 1973 a  
*Ammodytes dubius* (intestine) Nova Scotia Banks
- Derogenes varicus* Shotter, R. A., 1973 a  
 age and sex of host, seasonal distribution, comparison of areas near Isle of Man, *Odontogadus merlangus*
- Derogenes varicus* (Mueller, 1784) Threlfall, W.; and Hanek, G., 1971 a  
*Osmerus mordax* (intestine) Labrador
- Deropristis inflata* Issa, G. I.; and Ebaid, N. M., 1969 b  
*Anguilla vulgaris* (anterior alimentary canal, distal and proximal portion, intestine) Nile River, Egypt
- Desmogonius loossi* n. sp. Chattopadhyaya, D. R., 1972 b, 99, 115-117, 123, fig. 7  
*Caretta caretta* (stomach) Pamban (South India), Gulf of Manar
- Deuterobaris proteus* (Brandes, 1891) Looss, 1900 Chattopadhyaya, D. R., 1972 a, fig. 4  
*Chelone mydas* (intestine) Pamban (South India), Gulf of Manar
- Diaschistorchis Johnston*, 1913 Chattopadhyaya, D. R., 1972 b, 117  
 Syns.: *Wilderia Pratt*, 1914; *Synechorchis Barker*, 1922
- Diaschistorchis pandus* (Bram, 1901) Johnston, 1913 Chattopadhyaya, D. R., 1972 b  
*Eretmochelys intricata* (stomach) Pamban (South India), Gulf of Manar
- Diaschistorchis prafullai* n. sp. Chattopadhyaya, D. R., 1972 b, 99, 118-120, 123, fig. 8  
*Chelone mydas* (stomach) Pamban (South India), Gulf of Manar
- Dichadena obesa* (Manter, 1961) n. comb. Manter, H. W., 1969 b, 198, 203  
 Syns.: *Proleciitha obesa* Manter, 1961; *P. beloni* Nagaty and Abdel Aal, 1962  
*Tylosurus leiurus* "needle-fish" (intestine) New Caledonia  
*Pranesus capricornis* (muscles) "hardyhead" Heron Island, Australia
- Diclidophora Krøyer*, 1838 Yamaguti, S., 1963 a  
 Syns.: *Dactylocotyle auctorum*, partim; *Octobothrium Leuckart*, 1827, partim; *Octodactylus Dalyell*, 1853; *Diclidophoroides Price*, 1943
- Diclidophora maccallumi* (Price, 1943) Sproston, 1946 Suydam, E. L., 1971 a, figs. site specificity, Chi-square test  
*Urophycis regius* (gills) Beaufort-Cape Hatteras area, North Carolina
- Diclidophora merlangi* Halton, D. W.; and Arme, C., 1971 a, figs.  
 detection of tegument damage, Evans' blue, screening for absorption studies
- Diclidophora merlangi* Morris, G. P.; and Halton, D. W., 1971 a, figs.  
 tegument, ultrastructure
- Diclidophora merlangi* Shotter, R. A., 1973 a  
 age and sex of host, seasonal distribution, comparison of areas near Isle of Man, *Odontogadus merlangus*
- Diclidophora pugetensis* Yamaguti, S., 1963 a  
 Robinson  
 as syn. of *Neoheterobothrium pugetensis* (Robinson, 1961) n. comb.
- Diclidophora smaris* Ijima Yamaguti, S., 1963 a  
 in Goto, 1894  
 as syn. of *Allodiclidophora squillarum* (Parona et Perugia) Palombi, 1943
- Diclidophora squillarum* (Parona et Perugia) Palombi, 1943 Yamaguti, S., 1963 a  
 as syn. of *Allodiclidophora squillarum* (Parona et Perugia, 1889) n. gen., n. comb.
- Diclidophorinae* Cerfontaine, 1895) emend. Yamaguti, S., 1963 a  
 diagnosis  
 Syn.: *Diclidophorinae Monticelli* of Brinkmann, 1942, partim
- Diclidophoroides Price*, 1943 Yamaguti, S., 1963 a  
 as syn. of *Diclidophora Krøyer*, 1838
- Diclidophoroides maccallumi* (Price, 1943) Kingston, N.; Dillon, W. A.; and Hargis, W. J. (jr.), 1969 a  
*Urophycis regius* Chesapeake Bay area
- Diclidophoropsinae* n. subf. Yamaguti, S., 1963 a, 193  
*Discocotylidae*, key to genera  
 includes: *Cyclocotylodes Price*, 1943; *Diclidophoropsis Gallien*, 1937
- Diclidophoropsis Gallien*, 1937 Yamaguti, S., 1963 a  
*Discocotylidae*, *Diclidophoropsinae* n. subfam.  
 key to genera
- Diclidophoropsis pinguis* (Linton, 1940) Bychowsky, 1957 McCauley, J. E.; and Smoker, W. W., 1969 a, 744  
 as syn. of *Cyclocotylodes pinguis* (Linton, 1940) Price, 1943
- Diclybothrium Leuckart*, 1835 Yamaguti, S., 1963 a  
 Syn.: *Diplobothrium Leuckart*, 1842
- Dicotyle Tripathi*, 1959 Yamaguti, S., 1963 a  
 preoccupied  
 as syn. of *Bicotyle Tripathi*, 1956
- Dicotylidae* Monticelli, 1903 Yamaguti, S., 1963 a  
 as syn. of *Sphyrnanuridae* Poche, 1926
- Dicrocoeliinae* emendation to include Orthetrotrema gen. n. Macy, R. W.; and Basch, P.F., 1972 a
- Dicrocoeliosis* Jolivet, G., 1971 a  
 prevention, control, sheep
- Dicrocoeliosis* sanitation, hexachloroparaxyol, cattle Petrochenko, V. I.; Tverdokhlebov, P. T.; Filimonov, V.M.; and Levagin, V. I., 1971 a
- Dicrocoeliosis* Serdiuk, V. V., 1970 a  
 cattle, sheep, deterioration of meat quality
- Dicrocoeliosis* hexachloroparaxyol, hetol, cattle Shil'nikov, V. I.; Fetisov, V. A.; and Nisenbaum, I. A., 1971 a
- Dicrocoeliosis* hexachloroparaxyol, hetol, hetolin, sheep Zgardan, E. S.; Muntiam, N. A.; and Karare, M.V., 1968 a



- Dicrocoelium bykhowskajae* sp. n. Gelochehidon nilotica (kidney) Panin, V. Ia.; and Zhatkanbaeva, D., 1972 a, 46-47, fig. Kazakhstan (lake Alakol, Sredniy Aral'tiube island)
- Dicrocoelium dendriticum* epizootiology [Formica] rufibarbis *Cataglyphis bicolor* Angelovski, T.; Iliev, A.; and Madzirov, Z., 1970 a all from Macedonia
- Dicrocoelium dendriticum* cycle, ants, temperature, host behavior Badie, A.; Vincent, M.; Morel-Vareille, C.; and Rondelaud, D., 1973 a Limousin
- Dicrocoelium dendriticum* ovinis (tractus digestif) Bernard, J.; and Ben Osman, F., 1968 b imported from southeast Europe, Tunisia boucherie
- Dicrocoelium dendriticum* Nilverm sheep Bezubik, B.; and Borowik, M. M., 1971 a Olstyn province
- Dicrocoelium dendriticum* globular leucocytes, biliary epithelium, roe deer Elažek, K., 1971 a
- Dicrocoelium dendriticum* (Rudolphi, 1819) *Ursus arctos* (žučovodima, zučnom mjehuru) Brglez, J.; and Valentinčič, S., [1969 a] Kočensko and Dolenjsko, Slovenia
- Dicrocoelium dendriticum* hetolin, sheep, invaded only with *Dicrocoelia* Čankovič, M.; and Rukavina, J., 1973 a
- Dicrocoelium dendriticum* confirmation, life history, land snails and ants as intermediate hosts, Britain Clarkson, M. J., 1972 a
- Dicrocoelium dendriticum* swine, thiabendazole; hetolin Cvetković, L., 1970 b
- Dicrocoelium dendriticum* human, ovine origin, pathology Ducroiset, B., 1973 a
- Dicrocoelium dendriticum* human (feces) Farid, H., 1971 a Isfahan area, central Iran
- Dicrocoelium dendriticum* ovine, Freon 112 Guilhon, J. C.; Graber, M.; and Barnabé, R., 1971 a
- Dicrocoelium dendriticum* hetolin, review Giralp, N., 1971 a
- Dicrocoelium dendriticum* thibendazole, sheep Kalivoda, J.; and Chroust, K., 1971 a
- Dicrocoelium dendriticum* epizootiology, distribution, control, treatment, review Kalkan, A., 1970 b South Marmara region, Turkey
- Dicrocoelium dendriticum* sheep, necrotic hepatitis Katić, R. V.; et al., 1973 a caused by *Clostridium*
- Dicrocoelium dendriticum* adult longevity, sheep Kirkwood, A. C.; and Peirce, M. A., 1971 a
- Dicrocoelium dendriticum* metabolism, activity levels and intracellular distribution of enzymes, diagram of carbohydrate fermentation pathway Köhler, P.; and Hanselmann, K., 1973 a
- Dicrocoelium dendriticum* anaerobic conditions, glucose consumption, metabolic end products, volatile fatty acids Köhler, P.; and Stahel, O. F., 1972 a
- Dicrocoelium dendriticum* *Ovis musimon* Kutzer, E., 1971 a Austria
- [*Dicrocoelium*] *dendriticum* eggs Mišić, S., 1972 a
- Dicrocoelium dendriticum* (Rudolphi 1819) *Capreolus capreolus* (liver) *Alces alces* (liver) Nilsson, O., 1971 a Sweden, all from
- Dicrocoelium dendriticum* snail hosts, review Pampiglione, S.; and Toffoletto, F., 1971 a Italy
- [*Dicrocoelium dendriticum*] Lanzettegel Hetolin, optimal dosage, cattle Ruosch, W.; and Zimmermann, K., 1967 a
- Dicrocoelium dendriticum* migration, metacercariae *Serviformica rufibarbis* (exper.) Schneider, G.; and Hohorst, W., 1971 a, fig.
- Dicrocoelium dendriticum* carboxylic acid piperazides, experimental laboratory studies Schorr, M.; et al., 1964 a
- Dicrocoelium dendriticum* incidence, red deer Schultze-Rhonhof, W., 1972 a Bavarian Alps
- Dicrocoelium dendriticum* Cambendazole, sheep Šibalić, S.; Lepojević, O.; and Miklijan, S., 1971 a
- Dicrocoelium dendriticum* field hare (liver) Špenfk, M.; et al., 1970 a Czechoslovakia
- Dicrocoelium dendriticum* Dama dama Špenfk, M.; Bačinský, A.; and Sitko, M., 1970 a Czechoslovakia
- Dicrocoelium dendriticum* previously reported as spurious infection, human stools, reidentified as *Didymozoon* sp. Surliel-Smeets, R. M.; and Schouten, H., 1972 a
- Dicrocoelium dendriticum* life cycle *Helicella itala* sheep (exper.) hamster (exper.) *Formica fusca* (exper.) Tarry, D. W., 1969 a, figs. Coll Island, Inner Hebrides
- Dicrocoelium hospes* Looss, 1907 *Ovis aries* (bile duct) Fischthal, J. H.; and Thomas, J. D., 1971 b University Farm, Achimota, near Accra, Ghana, West Africa
- Dicrocoelium hospes* Hilomid and tribromine compound, zebu Graber, M.; and Birgi, E., 1970 a
- Dicrocoelium hospes* zebu cattle Graber, M.; Euzéby, J. A.; and Birgi, E., 1970 a tropical Africa
- Dicrocoelium hospes* Oxyclozanid, zebu cattle, ineffective Guilhon, J.; and Graber, M., 1971 a Tchad (Fort-Lamy)

- Dicrocoelium hospes* human (feces) King, E. V. J., 1971 a Sierra Leone
- Dicrocoelium lanceatum* *Camelus bactrianus* Asadov, S. M.; and Kolesnichenko, M. L., 1973 a Azerbaidzhan
- Dicrocoelium lanceatum* *Bradybaena lantzi* *B. phaeozona* *B. alma-atini* *B. rubens* *B. skvorzovi* *Jaminia potaniniana* *Formica pratensis* Dement'ev, I. S.; and Karabaev, D. K., 1968 a all from south-eastern Kazakhstan
- Dicrocoelium lanceatum* (Stiles et Hassal, 1896) sheep, diptere, hetollin; snail vectors, pentochlorophenol Denev, Ī. T.; et al., 1971 a
- Dicrocoelium lanceatum* biochemical and pathomorphological changes, cattle, sheep, rabbits, guinea pigs (exper.) Denev, Ī. T.; Burdarova, S. (Savova); and Stolmenov, K. A., 1970 a
- Dicrocoelium lanceatum* *Formica nigricans* *F. glebaria* Fromunda, V.; Paraschivescu, D.; and Popescu, S., 1966 a, fig. Románia, all from
- Dicrocoelium lanceatum* [*Bos taurus*] Mukhamadiev, S. A., 1971 a Tadzshikistan
- Dicrocoelium lanceatum* treatment, sheep Olteanu, G.; et al., 1967 a, figs.
- Dicrocoelium lanceatum* intestinal lipase, histochemistry Reznik, G. K., 1972 a
- Dicrocoelium lanceatum* *Zebrina detrita* *Theba carthusiana* *Eubrephilus bicalosus* *Lindholmiola contorta* *Cepaea vindobonensis* *Helicella obvia* Trifonov, T. R., 1972 a all from Burgas district
- Dicrocoelium lanceatum* roe deer Valentinčič, S.; Erglez, J.; and Dolžan, J., 1971 a
- Dicrocoelium lanceolatum* *Lièvres (foie)* Bouvier, G.; Burgisser, H.; and Schneider, P. A., 1962 a Hongrie; Suisse
- Dicrocoelium lanceolatum* *Hasen* Bouvier, G.; and Weissenrieder, F. X., 1953 b Ungarn
- Dicrocoelium lanceolatum* methyridine, sheep Romagnoli, A.; and Panebianco, F., 1964 b
- Dicrocoelium lanceolatum* *Capra ibex* Schweizer, R., 1949 a Switzerland
- Dicrocoelium lanceolatum* incidence in intermediate host, seasonal distribution *Formica pratensis* Vujić, B., 1972 a, figs. Serbia
- Dicrocoelium rileyi* Macy, 1936 *Eptesicus fuscus* (gall bladder, bile ducts) Blankespoor, H. D.; and Ulmer, M. J., 1971 a Iowa
- Dicrocoelium soricis* (Diesing, 1858) Dollfus, Callot & Desportes, 1934 *Sorex araneus* (gall bladder and bile ducts) *Neomys fodiens* *Sorex minutus* Lewis, J. W., 1968 b Aberystwyth and Skomer Island, Wales Aberystwyth, Wales " "
- Dicrogaster fastigatus* redescription Overstreet, R. M., 1971 d, figs. *Migil cephalus* (intestine) northern Gulf of Mexico, Grand Chenier, Louisiana
- Didymozoid larva didymozoid H *Anthias squampinnis* (dorsal muscles, swim bladder) Lengy, J.; and Fishelson, L., 1972 a, figs. Gulf of Aqaba, near Eilat, Israel
- Didymozoid *Cypselurus heterurus* *doederleini* (fin membrane) Machida, M.; Ichihara, A.; and Kamegai, S., 1970 a sea north of the Tsushima Islands
- Didymożoön sp. previously reported as *Dicrocoelium dendriticum* from human stools, spurious infection *Hirundichtys affinis* (pectoral fins) Suriel-Smeets, R. M.; and Schouten, H., 1972 a, figs.
- Digenea review Overstreet, R. M., 1972 a Chesapeake Bay
- Digenea life-cycle patterns, evolution Pearson, J. C., 1972 a
- Dinotaster* gen. n. *Microcotylidae*, *Caenomicrocotylinae* Unnithan, R. V., 1971 a, 367, 369, 394-395 mt: *D. centrodoni* (Brown, 1929) comb. n.
- Dinotaster centrodoni* (Brown, 1929) comb. n. (mt) Unnithan, R. V., 1971 a, 367, 395
- Dimurus barbatus* (Cohn, 1903) Looss, 1907 Syn.: *Lecithocladium barbatus* Cohn, 1903 *Coryphaena hippurus* (stomach) Ghana Fischthal, J.H.; and Thomas, J. D., 1971 a
- Dimurus breviductus* Looss, 1907 *Coryphaena hippurus* (stomach) Ghana Fischthal, J.H.; and Thomas, J.D., 1971 a
- Dimurus tornatus* (Rudolphi 1819) Looss, 1907 Syn.: *Distomum tornatum* Rud., 1819; *Lecithocladium tornatum* (Rud.) Lilhe, 1901 *Coryphaena hippurus* (stomach) Ghana Fischthal, J.H.; and Thomas, J.D., 1971 a
- Diphtherostomum anisotremi* Nahhas and Cable, 1964 *Lactophrys quadricornis* (intestine) Nahhas, F. M.; and Powell, E. C., 1971 a Santa Rosa Sound
- Diplangus macrovitellus* *Embiotoca lateralis* Rodella, T. D.; and Nahhas, M., 1969 a Tomales and Bodega Bays, California
- Diplasiocotyle* Sandars, 1944 *Bradyhaptorinae* subfam. n. Unnithan, R. V., 1971 a, 392

- Diplasiocotyle canthari* Yamaguti, S., 1963 a  
(v. Beneden et Hesse, 1863) n. comb.  
Syn.: *Microcotyle canthari* Beneden et Hesse
- Diplasiocotyle canthari* Dillon, W. A.; and Hargis, W.  
(van Beneden & Hesse, 1863) J. (jr.), 1965 b, 268  
Yamaguti, 1963  
as syn. of *Neobivagina canthari* (van Beneden & Hesse,  
1863) n. comb.
- Diplasiocotyle chorinemi* Yamaguti, S., 1963 a  
Tripathi  
as syn. of *Tripathia chorinemi* (Tripathi, 1956) n. gen.,  
n. comb.
- Diplasiocotyle trachini* Dillon, W.A.; and Hargis, W.  
(Parona & Perugia, 1889) J. (jr.), 1965 b, 269  
Tripathi, 1956  
as syn. of *Fauciconfibula trachini* (Parona & Perugia,  
1889) n. comb.
- Diplectanidae Yamaguti, S., 1963 a, 22  
*Dactylogyroidea*, key
- Diplectanum* Diesing, 1858 Yamaguti, S., 1963 a  
key  
Syn.: *Dactylogyrus* of Wagener, 1857
- Diplectanum* of MacCallum, Yamaguti, S., 1963 a  
1915, partim  
as syn. of *Tetrancistrum* Goto et Kikuchi, 1917
- Diplectanum belengeri* Yamaguti, S., 1963 a  
(C.) Chauhan, 1953  
as syn. of *Lamellodiscoides belengeri* (Chauhan, 1945)  
n. gen. [n. comb.]
- Diplectanum lacustris* Thurston, J. P.; and Paperna,  
sp. nov. I., 1969 a, 214, 215, 216,  
Lates albertianus (gills) figs. 1-5  
Uganda, Lake Albert; River  
Nile, Lakes Victoria,  
Kyoga
- Diplectanum lacustris* Thurs- Paperna, I., 1971 b, figs.  
ton and Paperna, 1969  
sclerotinoid cirrus
- Diplobothrium* Leuckart, Yamaguti, S., 1963 a  
1842  
as syn. of *Diclybothrium* Leuckart, 1835
- Diplocotylea* Sewell 1922 Jain, S. P., 1972 b  
differential diagnosis, Pigmentata
- Diplocreadium triacanthi* Madhavi, R., 1972 a, 224  
Hafeezullah, 1970  
as syn. of *Cotylocreadium triacanthi* (Hafeezullah, 1970)  
gen. et comb. n.
- Diplodiscus cornu* (Dies., Issa, G. I.; and Ebaid, N. M.,  
1839) Daday, 1907 1969 a, fig.  
*Synodontis membranaceus* Egypt  
(intestine)
- Diplodiscus cornu* Issa, G. I.; and Ebaid, N. M.,  
+*Synodontis membranaceus* 1969 b  
(distal, proximal portion, River Nile, Egypt  
intestine)
- Diplodiscus subclavatus* Božhkov, D. K., 1971 a  
*Rana ridibunda* (D&M)  
*Natrix natrix* (exper.) (Dünndarm)
- Diplodiscus subclavatus* Chubrik, G. K., 1970 a, pls.  
(Goeze, 1782)  
intestinal epithelial cells, fine structure, secretory  
activity
- Diplodiscus subclavatus* Issa, G. I.; and Ebaid, N. M.,  
(Palles, 1960) [i. e. 1760] 1969 a, fig.  
Dies., 1836 Egypt  
*Synodontis membranaceus* (intestine)
- Diplodiscus subclavatus* Issa, G. I.; and Ebaid, N. M.,  
+*Synodontis membranaceus* 1969 b  
(distal, proximal portion, River Nile, Egypt  
intestine)
- Diplodiscus subclavatus* Kotikova, E. A., 1969 a, fig.  
Goeze  
nervous system morphology, localization of cholines-  
terases
- Diplomonorchis floridensis* Nahhas, F. M.; and Powell,  
Nahhas and Powell, 1965 E. C., 1971 a  
*Symphurus plagiusa* Pensacola Bay  
(intestine)
- Diplomonorchis leiostomi* Joy, J. E., 1972 a  
Hopkins, 1941 Clear Lake, Texas  
geographical distribution  
*Micropogon undulatus*
- Diplomonorchis leiostomi* Nahhas, F. M.; and Powell,  
Hopkins, 1941 E. C., 1971 a  
Syn.: *Diplomonorchis micropogoni* Nahhas and Cable, 1964  
*Chasmodon saburrae* all from Floridian northern  
*Gobiosoma robustum* Gulf of Mexico  
*Leiostomus xanthurus*  
*Micropogon undulatus*  
*Monacanthus hispidus*
- Diplomonorchis micropogoni* Nahhas, F. M.; and Powell,  
Nahhas and Cable, 1964 E. C., 1971 a, 7  
as syn. of *Diplomonorchis leiostomi* Hopkins, 1941
- Diploproctodaeum* sp. Machida, M.; Ichihara, A.;  
Stephanolepis cirrifer and Kamegai, S., 1970 a  
(intestine) all from sea north of the  
*Navadon modestus* (intestine) Tsushima Islands
- Diploproctodaeum plicatum* Nahhas, F. M.; and Powell,  
(Linton, 1928) Sogandares- E. C., 1971 a  
Bernal & Hutton, 1958  
Syns.: *Distomum* sp. Linton, 1898; *D. sp.* Linton, 1905  
*Chilomyxterus schoepfi* Santa Rosa Island; Santa  
(intestine) Rosa Sound
- Diplorchinae n. subf. Yamaguti, S., 1963 a, 287, 291  
*Polystomatidae*, key to genera  
includes: *Diplorchis* Ozaki, 1931; *Parapolystoma* Ozaki,  
1935
- Diplorchis* Ozaki, 1931 Yamaguti, S., 1963 a  
*Polystomatidae*, *Diplorchinae* n. subfam., key
- Diplorchis americanus* Yamaguti, S., 1963 a  
Rodgers et Kuntz  
as syn. of *Pseudodiplorchis americanus* (Rodgers et  
Kuntz, 1940) n. gen., n. comb.
- Diplorchis scaphiopi* Rodg- Yamaguti, S., 1963 a  
ers  
as syn. of *Neodiplorchis scaphiopi* (Rodgers, 1941)  
n. gen., n. comb.
- Diplostamenides* gen. n. Unnithan, R. V., 1971 a, 366,  
Microcotylidae, Microco- 377  
tylinae  
includes: *Vulvostella* subgen. n., *Bivulvostella* subgen.  
n., *Diplostamenides* subgen. n.

- Diplostamenides subgen. n. subgen. of Diplostamenides Unnithan, R. V., 1971 a, 366, 377, 388  
tod: Diplostamenides (Diplostamenides) umbrinae sp. n.
- Diplostamenides (Bivulvostella) canthari (van Ben. & Hesse, 1863) comb. n. (tod of subgen.) Unnithan, R. V., 1971 a, 366, 378, 388
- Diplostamenides (Diplostamenides) eriensis (Bangham & Hunter, 1936) comb. nov. Unnithan, R. V., 1971 a, 377
- Diplostamenides (Diplostamenides) mdrasi (Tripathi, 1959) comb. n. Unnithan, R. V., 1971 a, 377
- Diplostamenides (Vulvostella) pamae (Tripathi, 1956) comb. n. (tod of subgen.) Unnithan, R. V., 1971 a, 366, 378
- Diplostamenides (Diplostamenides) panceri (Sonsino, 1891) comb. nov. Unnithan, R. V., 1971 a, 377
- Diplostamenides (Diplostamenides) priacanthi (Meserve, 1938) comb. n. Unnithan, R. V., 1971 a, 377
- Diplostamenides (Diplostamenides) salpae (Par. & Per., 1890) comb. n. Unnithan, R. V., 1971 a, 377
- Diplostamenides (Vulvostella) sargi (Parona & Perugia, 1890) comb. n. Unnithan, R. V., 1971 a, 366, 378
- Diplostamenides (Diplostamenides) spinicirrus (MacCallum, 1918) comb. n. Unnithan, R. V., 1971 a, 378
- Diplostamenides (Diplostamenides) umbrinae gen. et sp. n. (tod) Umbrina russellii (gills) Unnithan, R. V., 1971 a, 366, 375-377, figs. 6-9  
Trivandrum, India
- Diplostomatidae Poirier, 1886 Dubois, G., 1970 a
- Diplostomatoinea Dubois, 1964 includes: Diplostomatinae Monticelli, 1888; Alariinae Hall et Wigdor, 1918
- Diplostomatinae Monticelli, 1888 Dubois, G., 1970 a
- Diplostomatidae Poirier, 1886 includes: Diplostomatini Dubois, 1936; Crassiphialini Dubois, 1936; Codonocephalini Sudarikov, 1959
- Diplostomatini Dubois, 1936 Dubois, G., 1970 a
- Diplostomatinae Monticelli, 1888
- Diplostomatoinea Dubois, 1964 (= Diplostomines Dub., 1936) Dubois, G., 1970 a
- Strigeoidea Railliet, 1919 includes: Diplostomatidae Poirier, 1886; Proterodiplostomatidae Dubois, 1936
- Diplostomulum reduced resistance of fish to high temperatures Horoszewicz, L., 1972 a
- Diplostomulum [spp.] cranial deformation Mueller, J. F., 1972 a, figs. Lake Titicaca, Peruvian Andes
- Diplostomulum [spp.] cranial cavity, brain ventricles
- Diplostomulum spec. I Curimatorbis platanus (cerebro) Ostrowski de Nuñez, M., 1970 a, fig. Buenos Aires
- Diplostomulum clavatum, metacercaria Rauckis, E., 1970 a all from Lake Dusia, Lithuania  
[Rutilus rutilus] (vitreous body)  
Coregonus albula (vitreous body, crystalline lens)  
[Esox lucius] (vitreous body, crystalline lens)  
[Perca fluviatilis] (vitreous body)
- Diplostomulum elongatus (Singh, 1957) Pandey, K. C., 1970 a, 165-166  
as syn. of Neascus elongatus (Singh, 1957) n. comb.
- Diplostomulum huronense Roccus americanus Tedla, S.; and Fernando, C. H., 1969 c  
Bay of Quinte, Lake Ontario
- Diplostomulum minutum n. sp. Pandey, K. C., 1970 a, 162-166, figs. 1-3  
Puntius sp.  
river Gomati, Lucknow
- Diplostomulum ophthalmi n. sp. Pandey, K. C., 1970 a, 166-169, figs. 4-5  
Puntius sophore  
P. ticto  
Oxygaster bacaila  
Trichogaster fasciatus  
Heteropneustes fossilis  
all from Lucknow
- Diplostomulum pigmentata Singh, 1956 Pandey, K. C., 1970 a, 165  
valid species
- Diplostomulum (Dolichorchis) sp. Dubois, G.; and Beverley-Burton, M., 1971 a  
Anhinga rufa (intestin)  
Bangweulu Swamp, Zambia
- Diplostomum sp. Falco jagger (intestinal tract) Keymer, I. F., 1972 a
- Diplostomum sp. gland cells, physiology, morphology, histochemistry Krasnodembskiy, E. G., 1972 a, figs.
- Diplostomum sp. Silurus glanis (musculature) Osmanov, S. O., 1971 a  
Uzbekistan
- Diplostomum sp., metacerc. (crystalline lens, vitreous body of all) Rauckis, E., 1970 a all from Lake Dusia, Lithuania  
[Rutilus rutilus]  
[Perca fluviatilis]  
[Esox lucius]  
Coregonus albula
- Diplostomum (Dolichorchis) bonariensis n. sp. Ostrowski de Nuñez, M., 1970 a, 207-211, figs. 4-5, 7  
Phalacrocorax b. brasiliensis (intestino)  
Buenos Aires
- Diplostomum clavatum (Nordmann, 1832) Osmanov, S. O., 1971 a, 179  
(eyeball of all)  
Pseudoscaphirhynchus kaufmanni  
Esox lucius  
Rutilus rutilus aralensis  
R. rutilus natio bucarensis  
Leuciscus lehmanni  
L. idus oxianus  
Aspiolucius esocinus  
Aspius aspius taeniatus n. iblioides  
Scardinius erythrophthalmus  
Varicorhinus capoeta heratensis n. steindachneri

- Diplostomum clavatum*.-- Osmanov, S. O., 1971 a.--  
Continued.  
Barbus brachycephalus  
B. capito conocephalus  
Chalcalburnus chalcoides aralensis  
Alburnoides bipunctatus eichwaldi  
A. taeniatus  
Abramis brama orientalis  
A. sapa bergi natio aralensis  
Capoetobrama kuschakewitschi  
Pelecus cultratus  
Carassius auratus gibelio  
Cyprinus carpio  
Silurus glanis  
Lucioperca lucioperca  
Perca fluviatilis
- Diplostomum clavatum* Tommatik, E.N.; and Esinenko-  
Gobio gobio Marits, N. M., 1968 a  
Carassius all from Moldavian reser-  
Abramis brama voirs  
Cyprinus carpio  
Coregonus lavaretus marenoides  
Lucioperca lucioperca
- Diplostomum confusum* Osmanov, S. O., 1971 a  
Ciurea, 1930  
as syn. of *Bolbophorus confusum* (Krause, 1914) Dubois,  
1935
- Diplostomum flexicaudum* Hussey, K. L., 1971 a  
hyperparasitized by *Nosema* South Fishtail Bay, Douglas  
strigeoideae n. sp. Lake, Cheboygan County,  
Stagnicola emarginata angu- Michigan; Little Traverse  
lata Bay, Lake Michigan
- Diplostomum gasterostei* Pennycuik, L., 1971 a  
William, 1966 Priddy pool, Somerset  
effect on growth rate, breeding  
*Gasterosteus aculeatus* (eyes)
- Diplostomum (Dolichorchis)* Dubois, G.; and Beverley-  
mashonense Burton, M., 1971 a, fig.  
Ardea cinerea (région Mazoe, Rhodesia; Bangweulu  
antérieure de l'intestin) Swamp, Zambia
- Diplostomum petromyzi-flu-* Gintovt, F. V., 1969 a, fig.  
vitilidis Dies., 1850 Losos'na River (tributary  
description of Neman River near Grodno)  
*Lampetra planeri* (brain)
- Diplostomum phoxini* Elair, D., 1972 a  
life cycle, laboratory maintenance in ducklings
- Diplostomum spathaceum* Babaev, B., 1969 a  
fish disease Karakum canal
- Diplostomum spathaceum* Borgarenko, L. F., 1970 b  
(Rudolphi, 1819) Braun, 1893 Tadzhikistan  
*Ixobrychus minutus* (intestine)
- Diplostomum spathaceum* Davies, R. B.; Burkhard, W.T.;  
(Rudolphi 1819) and Hibler, C. P., 1973 a, figs.  
*Larus californicus* all from North Park,  
(small intestine) Colorado  
*Sterna forsteri*  
*Mergus merganser*  
*Physa gyrina*  
*Lymnaea elodes*  
*Hybognathus hankinsoni* (eye)  
*Salvelinus fontinalis* (eye)  
*Salmo trutta* (eye)  
*Salvelinus namaycush* (eye)  
*Salmo gairdneri* (eye)  
*Catostomus catostomus* (eye)  
*C. commersoni* (eye)
- Diplostomum spathaceum* Dönges, J., 1972 a  
multiple infections, all from Federsee, Germany  
other trematodes  
*Lymnaea stagnalis*  
*Lymnaea (Rasix) auricularia*  
*Lymnaea (Stagnicola) palustris*
- Diplostomum spathaceum* Graefe, G.; and Burkert,  
locomotion, cercariae D. G., 1972 a, fig.
- Diplostomum spathaceum* Haas, W., 1971 a  
fixation mechanism, penetration, cercaria
- Diplostomum spathaceum* Kinsella, J. M., 1972 a  
(Rudolphi, 1819) Lake Okeechobee, Florida  
*Rynchops nigra*
- Diplostomum spathaceum* Matskási, I., 1967 b  
(Rud., 1819), metacercaria all from Lake Balaton  
Abramis brama  
Rutilus rutilus  
Cyprinus carpio  
Carassius carassius (crystalline lens of eye)
- Diplostomum spathaceum* Mikailov, T. K.; and Pashaev,  
age of host G. A., 1973 a  
Cyprinus carpio Azerbaïdzhane SSR
- Diplostomum spathaceum* Musselius, V. A., 1969 a  
Ctenopharyngodon idella European USSR, all from  
Hypophthalmichthys molitrix  
Aristichthys nobilis
- Diplostomum spathaceum* Osmanov, S. O., 1971 a, 175  
(Rudolphi, 1819) all from Uzbekistan  
*Acipenser nudiiventris*  
*Pseudoscaphirhynchus kaufmanni*  
*Esox lucius*  
*Rutilus rutilus aralensis*  
*R. rutilus natio buharensis*  
*Leuciscus lehmanni*  
*L. idus oxianus*  
*Scardinius erythrophthalmus*  
*Ctenopharyngodon idella*  
*Aspiolucius esocinus*  
*Aspius aspius taeniatus* n. iblioides  
*Gobio gobio lepidolaemus*  
*Varicorhinus capoeta heratensis* n. steindachneri  
*Barbus brachycephalus*  
*B. capito conocephalus*  
*Schizothorax intermedius*  
*Chalcalburnus chalcoides aralensis*  
*Alburnoides bipunctatus eichwaldi*  
*A. taeniatus*  
*A. oblongus*  
*Abramis brama orientalis*  
*Abramis sapa bergi natio aralensis*  
*Capoetobrama kuschakewitschi*  
*Pelecus cultratus*  
*Carassius auratus gibelio*  
*Cyprinus carpio*  
*Hypophthalmichthys molitrix*  
*Silurus glanis*  
*Lucioperca lucioperca*  
*Pungitius platygaster aralensis*  
[Pisces] golets  
*Gambusia affinis holbrooki*
- Diplostomum spathaceum* Tommatik, E.N.; and Esinenko-  
Gobio gobio Marits, N. M., 1968 a  
Carassius all from Moldavian reser-  
Abramis brama voirs  
Cyprinus carpio  
Coregonus lavaretus marenoides  
Lucioperca lucioperca

- Diplostomum spathaceum* carp, incidence, epizootiology, control Vasil'kov, G. V.; and Turlakov, A. P., 1972 a Smolensk oblast
- Diplostomum spathaceum* cercariae, lethal and sublethal doses of ultraviolet radiation, protection of young trout Vlasenko, M. I., 1969 a
- Diplostomum spathaceum* *Perca fluviatilis* Wierzbicka, J.; and Wierzbicki, K., 1971 a Legińskie Lake
- Diplostomum spathaceum* (Rudolphi, 1819) *Salmo trutta* (lens, humour) Wooten, R., 1973 a all from Hanningfield Reservoir, Essex
- Salmo gairdneri* (lens, humour)
- Perca fluviatilis* (lens, humour)
- Gymnocephalus cernua* (lens, humour)
- Rutilus rutilus* (lens)
- Pungitius pungitius* (lens)
- Anguilla anguilla* (lens)
- Nemacheilus barbatulus* (lens)
- Diplostomum variabile* *Didelphis virginiana* (small intestine) Feldman, D. B.; Moore, J. A.; Harris, M. W.; and Seif, J. L., 1972 a, fig. North Carolina
- Diplostomum variabile* (Chandler, 1932) *Didelphis virginiana* (small intestine) Miller, G. C.; and Harkema, R., 1970 a North Carolina
- Diplostomum volvens* Karpfen (Auge) Müller, W.; and Merla, G., 1964 a Germany
- Diplozoidea emend. Yamaguti, S., 1963 a, 232 includes: *Diplozoon Nordman*, 1832; *Neodiplozoon Tripathi*, 1960
- Diplozoidea n. superfam. Yamaguti, S., 1963 a, 232 *Polyopisthocotylea* includes: Diplozoidea nom. emend. pro Diplozoidea Tripathi, 1959
- Diplozoon Nordman*, 1832 Yamaguti, S., 1963 a
- Diplozoidea*, key
- Syn.: *Diporpa* Duj., 1845
- Diplozoon* sp. n. Koroлева, Iu. I., 1969 a karyotype Astrakhansk oblast (Volga)
- Rutilus rutilus caspicus*
- Diplozoon* sp. age of host Mikailov, T. K.; and Pashaev, G. A., 1973 a *Cyprinus carpio* Azerbaïdžhan SSR
- Diplozoon* sp. [Rutilus rutilus] (gills) Rauckis, E., 1970 a Lake Dusia, Lithuania
- Diplozoon aegyptensis* Kulkarni, T., 1971 a differentiation from *D. microclampi* n. sp.
- Diplozoon balleri* sp. n. Nagibina, L. F.; Ergens, R.; and Pashkevichute, A. S., 1970 a, 91-93, figs. la-c, 2a *Abramis ballerus* (gills) Dnieper, Volga and Tissa rivers
- Diplozoon bergi* Gavrilova, 1964 *Abramis sapa* (gills) Osmanov, S. O., 1971 a, 133, fig. Uzbekistan
- Diplozoon bergi* high floods, changes in parasite fauna [Abramis sapa] Shaova, N. D., 1969 b Kuban river
- Diplozoon capoetobrama* Osmanov, S. O., 1971 a, 137, fig. *Capoetobrama kuschakewitschi* (gills) Uzbekistan
- Diplozoon gracilis* Reichenbach-Klinke, 1961 Osmanov, S. O., 1971 a, 133 Uzbekistan
- Gobio gobio lepidolaemus* (gills)
- Diplozoon gussevi* high floods, changes in parasite fauna [Blicca bjoerkna] Shaova, N. D., 1969 b Kuban river
- Diplozoon homoion* Bychowsky et Nagibina, 1959 Osmanov, S. O., 1971 a, 132 Uzbekistan
- Rutilus rutilus aralensis* (gills)
- Diplozoon homoion* [Rutilus rutilus] (gills) Rauckis, E., 1970 a Lake Dusia, Lithuania
- Diplozoon markewitschi* Bych., Gintovt, Koval karyotype Vimba vimba Koroлева, Iu. I., 1969 a Astrakhansk oblast (Volga)
- Diplozoon megan* Bychowsky et Nagibina, 1959 Osmanov, S. O., 1971 a, 132 Uzbekistan
- Leuciscus idus oxianus* (gills)
- Diplozoon microclampi* n. sp. Kulkarni, T., 1971 a, 379-381, fig. 1 differentiation from *D. aegyptensis* Hussain Sagar Lake, Hyderabad, India
- Diplozoon nagibinae* Gläser karyotype *Abramis ballerus* Koroлева, Iu. I., 1969 a Astrakhansk oblast (Volga)
- Diplozoon nagibinae* Nagibina, L. F.; Ergens, R.; and Pashkevichute, A. S., 1970 a, fig. 2b
- Diplozoon nipponicum* Goto, 1891 Osmanov, S. O., 1971 a, 138 Uzbekistan, all from *Cyprinus carpio* (gills) [Carassius carassius] (gills)
- Diplozoon nipponicum* *Cyprinus carpio* Tomatik, E. N.; and Esinenko-Marits, N. M., 1968 a Moldavian reservoirs
- Diplozoon paradoxum* *Rutilus rutilus* Halvorsen, O., 1971 b all from south-eastern Norway, river Glomma
- Abramis brama*
- Blicca bjoerkna*
- Rutilus rutilus* x *Abramis brama*
- Diplozoon paradoxum* seasonality, temperature, occurrence and reproduction, roach and bream Halvorsen, O., 1972 a river Glomma, southeastern Norway
- Diplozoon paradoxum* *Rutilus rutilus* Halvorsen, O.; and Andersen, K., 1973 a, fig. all from river Glomma
- Abramis brama* x *Rutilus rutilus*
- Abramis brama*
- Blicca bjoerkna*
- Diplozoon paradoxum Nordmann*, 1932 Osmanov, S. O., 1971 a, 131 Uzbekistan
- Abramis brama* (gills)

- Diplozoon paradoxum* Nordmann, 1832  
high floods, changes in parasite fauna  
[*Abramis brama*]  
[*Leuciscus cephalus*] Shaova, N. D., 1969 b  
all Kuban river
- Diplozoon paradoxum*  
*Abramis brama*  
*Gobio gobio* Tomatik, E.N.; and Esinenko-  
Marits, N. M., 1968 a  
all from Moldavian reser-  
voirs
- Diplozoon pavlovskii* By-  
chowsky et Nagibina, 1959  
*Aspius aspius* (gills) Osmanov, S. O., 1971 a, 131  
Uzbekistan
- Diplozoon pavlovskii* By-  
chowsky et Nagibina, 1959  
high floods, changes in parasite fauna  
[*Aspius aspius*] Shaova, N. D., 1969 b  
Kuban river
- Diplozoon sapae* Reich.-Kl.  
karyotype Koroleva, Iu. I., 1969 a  
*Abramis sapa* Astrakhansk oblast (Volga)
- Diplozoon schizothorazi*  
Ivanov, 1965  
*Schizothorex intermedius*  
(gills) Osmanov, S. O., 1971 a, 136,  
fig.  
[*S. pseudaksaiensis issykkuli*](gills) all from Uzbekistan
- Diplozoon tadjikistani-*  
cum Gavrilova et Dzhaliilov,  
1965  
*Barbus capito conocephalus*  
*B. brachycephalus* (gills) Osmanov, S. O., 1971 a, 134,  
fig.  
all from Uzbekistan
- Diporpa* Duj., 1845  
as syn. of *Diplozoon* Nordman, 1832 Yamaguti, S., 1963 a
- Discocotyle sagittata*  
(Leuckart, 1842)  
*Salmo trutta* (gills) Wooten, R., 1973 a  
Hanningfield Reservoir,  
Essex
- Discocotyle salmonis*  
Shaffer, 1916  
*Salvelinus fontinalis*  
*Salmo trutta* Threlfall, W.; and Hanek, G.,  
1970 b  
all from Avalon Peninsula,  
Newfoundland
- Discocotylidae* Price, 1936  
includes: *Discocotylinae* Dillon, W. A.; and Hargis, W.  
Price, 1936; *Octomacrinae* Yamaguti, 1963; *Indocotylinae* J. (jr.), 1965 b  
Tripathi, 1959; *Anthocotylinae* Price, 1936; *Bicotylo-*  
*phorinae* Yamaguti, 1963; *Tagiinae* Yamaguti, 1963; *Allo-*  
*cotylophorinae* n. subfam.
- Discogasteroides* sp.  
*Ostracion tuberculatus*  
(intestine) Machida, M.; Iohihara, A.;  
and Kamegai, S., 1970 a  
sea north of the Tsushima  
Islands
- Discogasteroides australi-*  
*ensis* sp. n. Kurochkin, Iu. V., 1970 a,  
111-113, 115, fig. 1  
*Sphaeroides armilla*  
(small intestine) Great Australian Bight
- Discogasteroides ostracion-*  
*is* (Yamaguti, 1934) Machida, M., 1971 a, fig.  
*Ostracion tuberculatus*  
(intestine) near Tsushima Islands,  
Sea of Japan
- Distoma*  
hepatitis, sheep, incidence Leloğlu, S., 1972 a  
Meat and Fish Co.; Municip-  
al Slaughter House, Erzu-  
rum, Turkey
- Distomum* sp. Linton, 1898  
as syn. of *Diploproctoda-*  
*eum plicatum* (Linton, 1928) Nahhas, F. M.; and Powell,  
E. C., 1971 a, 6  
Sogandares-Bernal & Hutton,  
1958
- Distomum* sp. Linton,  
1905 Nahhas, F. M.; and Powell,  
E. C., 1971 a, 6  
as syn. of *Diploproctodaem*  
*plicatum* (Linton, 1928)  
Sogandares-Bernal & Hutton,  
1958
- Distomum* sp., larvae,  
of Cooper, 1915 Sinclair, N. R., 1972 a  
as syn. of *Apophallus brevis*  
Ransom, 1920
- Distoma bagri incapsulatus*  
Wedl, 1861 Fischthal, J. H.; and Thomas,  
J. D., 1972 a  
as syn. of *Nephrocephalus*  
*bagri-incapsulatus* (Wedl,  
1861) Dollfus, 1930
- Distoma canaliculata* Ru-  
dolphi, 1819 Farley, J., 1971 a  
as syn. of *Ornithobilharzia*  
*canaliculata* (Rudolphi, 1819)  
Odhner, 1912
- Distoma coelomatoplocion*  
Dollfus, 1929 Fischthal, J. H.; and Thomas,  
J. D., 1972 a  
as syn. of *Nephrocephalus*  
*bagri-incapsulatus* (Wedl,  
1861) Dollfus, 1930
- Distomum fenestratum* Linton  
1907 Overstreet, R. M., 1968 a  
*Synodus foetens* (stomach) south Florida
- Distoma filiforme*  
Rudolphi, 1819 Nahhas, F. M.; and Powell,  
E. C., 1971 a, 2  
as syn. of *Monascus filiformis*  
(Rudolphi, 1819) Looss,  
1907
- Distomum hepaticum*  
conditioned pathogenicity,  
review Lupageu, Gh.; and Panaitescu,  
D., 1972 a
- Distomum semiarmatum* Molin,  
1858 Bykhovskaia, I. E. (Pavlov-  
skaia); and Mikhailov, T. K.,  
1969 a, 167  
as syn. of *Skrjabinopso-*  
*lus semiarmatum* (Molin, 1858)  
Ivanov, 1934 [n. comb.]
- Distomum tornatum* Rud.,  
1819 Fischthal, J.H.; and Thomas,  
J.D., 1971 a  
as syn. of *Dinurus tornatus*  
(Rudolphi, 1819) Looss, 1907
- Distomum trulla* Linton,  
1907 Nahhas, F. M.; and Powell,  
E. C., 1971 a, 6  
as syn. of *Lepocreadium*  
*trulla* (Linton, 1907) Linton,  
1910
- Distomata* (larva) Osmanov, S. O., 1971 a, 190  
*Dogiel* et Bychowsky, 1934  
*Scardinius erythrophthalmus*  
*Barbus brachycephalus* all from Uzbekistan
- Distomum.* See *Distoma.*
- Diurix* gen. n.  
*Microcotylidae*, *Caeno-*  
*microcotylinae* Unnithan, R. V., 1971 a, 367,  
369, 395  
mt: *Diurix leiognathi*  
(Tripathi, 1959) comb. n.
- Diurix leiognathi* (Tripathi,  
1959) comb. n. (mt) Unnithan, R. V., 1971 a, 367,  
395
- Divershamulus* gen. n.  
*Dactylogyridae*; *Ancyro-*  
*cephalinae* Bykhovskii, B. E.; and Nagi-  
bina, L. F., 1969 b, 518, 526  
tod: *D. tricuspidatus* sp.n.

- Diversohamulus tricuspidatus* gen. et sp. n. (tod)  
*Atherina forskali* (gills)  
 Bykhovskii, B. E.; and Nagibina, L. F., 1969 b, 518, 525-526, fig. 9  
 South China Sea (Hainan)
- Diversohamulus tricuspidatus* Bychowski and Nagibina 1969  
*Atherina afra*  
 Paperna, I., 1972 a, figs. 10-16  
 northwest Eilat gulf (near port of Eilat) and El Blaim lagoon, Suez gulf  
*Hepsetia pinguis*  
 northwest Eilat gulf
- Dogielius* sp.  
*Schizothorax intermedius* (gill filaments)  
 Osmanov, S. O., 1971 a, 108  
 Uzbekistan
- Dogielius forceps* Bychowsky, 1936  
*Schizothorax intermedius* (gill filaments)  
 Osmanov, S. O., 1971 a, 108, fig.  
 Uzbekistan
- Dogielius planus* Bychowsky, 1957  
*Schizothorax intermedius* (gill filaments)  
 Osmanov, S. O., 1971 a, 108, fig.  
 Uzbekistan
- Dolichoenterum* sp. (immature)  
*Priacanthus boops* (stomach)  
 Machida, M.; Ichihara, A.; and Kamegai, S., 1970 a  
 sea north of the Tsushima Islands
- Dolichoenterum* sp. (metacercaria)  
*Paraperis multifasciata* (muscle)  
 Machida, M.; Ichihara, A.; and Kamegai, S., 1970 a  
 sea north of the Tsushima Islands
- Dolichoenterum longissimum*  
 Ozaki  
*Astroconger myriaster* (intestine)  
 Machida, M.; Ichihara, A.; and Kamegai, S., 1970 a  
 sea north of the Tsushima Islands
- Dolichosaccus rastellus*  
 Ollsson  
 reproductive organs of snail host, biochemical changes, pathology, parasitic castration  
 Stadnichenko, A. P., 1969 a
- Douve, grande.* See [*Fasciola hepatica*]
- Duboisia syriaca* (Dubois)  
*Anastomus lamelligerus* (intestine grêle)  
 Dubois, G.; and Beverley-Burton, M., 1971 a  
 Bangweulu Swamp, Zambia
- Duboisella proloba* Baer, 1938  
*Didelphis azarae* (intestino delgado)  
 Lombardero, O.J.; and Moriena, R. A., 1973 a, fig.  
 Argentina
- Duboisellinae* Baer, 1938  
 Strigeidae Railliet, 1919  
 Dubois, G., 1970 a
- Duosphincter* sp.  
*Chaetodontoplus septentrionalis* (stomach)  
 Machida, M.; Ichihara, A.; and Kamegai, S., 1970 a  
 sea north of the Tsushima Islands



- Echeneidocoelium Simha* and Pershad, 1964 emend. *Lepocreadiidae* Madhavi, R., 1970 a
- Echeneidocoelium indicum* Simha and Pershad, 1964 redescription, systematic position *Echeneis naucrates* (intestine) Madhavi, R., 1970 a, figs. Waltair Coast, Bay of Bengal
- Echinochasmus* sp. Dietz, 1909 *Rattus norvegicus* Fahmy, M. A. M.; Rifaat, M. A.; and Arafa, M. S., 1969 a Egypt
- Echinochasmus* sp. *Gobio gobio* *Abramis brama* Tommatik, E.N.; and Esinenko-Marits, N. M., 1968 a all from Moldavian reservoirs
- Echinochasmus bagulai* Verma, 1934 *Ardeola grayi* (intestine) Gupta, N. K.; and Mehrotra, V., 1971 g, fig. Chandigarh, India
- Echinochasmus liliputanus* (Looss, 1896) Ohmer, 1911 (small intestine of all) *Canis lanka* *Ardeola grayi* Kannangara, D. W. W., 1971 c, fig. Murunkan (North Province), Ceylon Nugegoda (Western Province), Ceylon
- Echinochasmus* (E.) *militaris* Leonov, 1958 *Egretta alba* (intestine) Zhatkanbaeva, D., 1971 a, fig. Kazakhstan
- Echinochasmus perfoliatus* tetrachlorethylene, hexachlorethane, swine Cvetković, L., 1970 c
- Echinochasmus perfoliatus* single testis *Vulpes vulpes* (small intestine) Malviya, H. C., 1966 a, fig. India
- Echinochasmus perfoliatus* Ratz, 1908 Osmanov, S. O., 1971 a, 172 Uzbekistan
- Echinochasmus perfoliatus* Ratz, 1908 *Nyctereutes procyonoides ussuriensis* Roman-Chiriac, E.; and Barbu, P., 1970 a Danube Delta
- Echinochasmus schwartzi* *Ondatra zibethicus* (small intestine) Abram, J. B., 1969 a Maryland
- Echinochasmus schwartzi* Price, 1931 *Rallus longirostris* (small intestine) *Hydrobia* sp. golden hamster (exper.) *Fundulus heteroclitus* (exper.) Heard, R. W. III, 1970 a Alabama; Georgia; South Carolina; North Carolina; Virginia; Maryland; New Jersey; New York eastern United States
- Echinoparyphium* sp. *Anas platyrhynchos platyrhynchos* *Anas acuta* Crichton, V. F. J.; and Welch, H. E., 1972 a all from Delta Marsh, Manitoba
- Echinoparyphium spec.* locomotion, cercariae Graefe, G.; and Burkert, D. G., 1972 a, fig.
- Echinoparyphium aconiatum* chain transplantation to snails, potential number of redial generations Dönges, J., 1971 a
- Echinoparyphium aconiatum* double infection, superinfection, other echinostomatids, suppression order *Lymnaea stagnalis* (nat. and exper.) *Lymnaea* (*Radix*) *auricularia* Dönges, J., 1972 a all from Federsee, Germany
- Echinoparyphium flexum* albino rat (exper.) *Vivipara bengalensis* (heart region) pigeon (exper.) chick (exper.) domestic duck (exper.) Nath, D., 1973 b
- Echinoparyphium paraulum* Schwan Schweizer, R., 1949 a Switzerland
- Echinoparyphium pavlovskii* *Tringa glareola* Belopol'skaia, M. M., 1969 a Baltic Sea
- Echinoparyphium recurvatum* *Calidris alpina* Belopol'skaia, M. M., 1969 a Baltic and Okhotsk Seas
- Echinoparyphium recurvatum* prevalence chickens Eslami, A. H.; and Anwar, M., 1973 a Iran
- Echinoparyphium recurvatum* (Von Linstow, 1873) (intestine of all) *Gallus gallus* *Anas platyrhynchos* *Anser anser* *Numidia meleagris* *Meleagris gallopavo* *Columba livia* Francalanci, G.; and Manfredini, L., 1969 c, figs. all from Veneto orientale
- Echinoparyphium recurvatum* (Von Linstow, 1873) life cycle *polli* (exper.) *anatre* " *Lymnaea auricularia* (exper.) *Rana esculenta* " Francalanci, G.; and Manfredini, L., 1969 d, fig.
- Echinoparyphium recurvatum* (Von Linstow, 1873) small intermediate hosts, distomatosis, domestic fowls *Lymnaea auricularia* *Planorbis planorbis* *P. corneus* *Vivipara fasciata* Francalanci, G.; and Manfredini, L., 1970 b
- Echinoparyphium recurvatum* egg-shell precursors of sclerotin, phenols, basic proteins, polyphenol oxidase Fried, B.; and Stromberg, B.E., 1971 a
- Echinoparyphium recurvatum* *Phasianus colchicus* Greiner, E. C., 1972 a Nebraska
- Echinoparyphium recurvatum* *Ondatra z. zibethica* (small intestine) Harley, J. P., 1972 c Madison County, Kentucky

- Echinoparyphium serratum* Howell, M. J., 1970 a  
ingestion, pharynx as transfer organ
- Echinoparyphium vest-sibericum* Issaitschikoff, 1925  
larvae, differentiation from *Echinostoma revolutum*
- Echinostoma* [sp.] Arru, E.; and Papadopoulos, I., 1972 a  
*molluscicides* Sardinia  
*Bithynia tentaculata*
- Echinostoma* sp. Feldman, D.B.; Moore, J.A.; Harris, M.W.; and Self, J.L., 1972 a, fig.  
(small intestine) North Carolina
- Echinostoma* sp. Hsu, R. G., 1969 a, fig.  
technique, permanent whole mounts, parasitized snails, revealing trematode internal anatomy
- Echinostoma* sp. 1 Roman-Chiriac, E.; and Barbu, P., 1970 a  
*Nyctereutes procyonoides ussuriensis* Danube Delta
- Echinostoma* sp. 2 Roman-Chiriac, E.; and Barbu, P., 1970 a  
*Nyctereutes procyonoides ussuriensis* Danube Delta
- Echinostoma attenuatum* Heard, R. W. III, 1970 a  
Lumsden and Zischke, 1963 Ocean Springs, Mississippi  
*Rallus longirostris* (small intestine)
- Echinostoma bancrofti* Borgarenko, L.F., 1970 a  
Johnston, 1928 Tadjikistan  
*Fulica atra* (intestine)
- Echinostoma barbosai* Basch, P. F., 1969 a  
hyperparasitized (exper.) by *Cotylurus lutzi* sp. n.
- Echinostoma chloropodis* Borgarenko, L.F., 1970 a  
(Zeder, 1800) Tadjikistan  
*Porzana porzana* (small intestine)
- Echinostomum coalitum* Uglem, G. L.; and Beck, S. M., 1972 a  
aminopeptidase activity, muskrats
- Echinostoma columbae* Francalanci, G.; and Manfredini, L., 1969 c, figs.  
(Zuncker, 1925) *Columba livia* (intestino) Veneto orientale
- Echinostoma dietzi* Skrjabin, 1923  
Bin, 1923 Borgarenko, L.F., 1970 a  
*Fulica atra* (small intestine) Tadjikistan
- Echinostoma grandis* Baschkirova, 1946  
Fulica atra (intestine) Borgarenko, L. F., 1970 a  
*Rallus aquaticus* " all from Tadjikistan  
*Porzana porzana* "
- Echinostoma ivanosii* Nadakal, A. M.; John, K. O.; n. sp. [nomen nudum] Muraleedharan, K.; and Mohandas, A., 1972 a, 6, 7  
domestic fowl (gastro-intestinal tract) Trivandrum, South Kerala
- Echinostoma lindoense* Basch, P. F., 1969 a  
hyperparasitized (exper.) by *Cotylurus lutzi* sp. n.
- Echinostoma malayanum* Omar-Ahmad, U., 1967 a  
zoonosis Malaysia
- Echinostomum malayanum* Rai, P.; and Ahluwalia, S.S., (Lane, 1911) 1958 b  
as syn. of *Artyfechinostomum sufrartyfex* (Lane, 1915)
- Echinostoma miyagawai* Kosurko, G. A.; and Gusel'nikova, L. M., 1971 a  
laboratory hosts  
chickens (exper.)  
pigeons "  
white mice "  
hamsters "  
guinea pigs "  
cotton rats "  
cats "
- Echinostoma miyagawai* Krotov, A. I.; and Gusel'nikova, L. M., 1971 a  
drug tests, white mice
- Echinostoma paraensei* Basch, P. F., 1969 a  
hyperparasitized (exper.) by *Cotylurus lutzi* sp. n.
- Echinostoma paraulum* (?) Deblock, S., 1973 a, fig.  
(Dietz, 1909) or *E. revolutum* Loire-Atlantique  
tum (?) (Froelich, 1802)  
description  
*Ondatra zibethica* (intestin grêle)
- Echinostoma paraulum* Vermeil, C.; et al., 1973 a  
(Dietz) ? or *E. revolutum* Loire-Atlantique  
(Froelich) ?  
*Ondatra zibethica* (intestin grêle)
- Echinostoma revolutum* Abram, J. B., 1969 a  
*Ondatra zibethicus* (small intestine) Maryland
- Echinostoma revolutum* Barrett, J.; Cain, G. D.; and Fairbairn, D., 1970 a  
sterols, identification, synthesis, metabolism
- Echinostoma revolutum* Belopol'skaia, M. M., 1969 a  
*Tringa glareola* Baltic Sea
- Echinostoma revolutum* Borgarenko, L.F., 1970 a  
(Froelich, 1802) all from Tadjikistan  
*Fulica atra* (intestine)  
*Porzana pusilla* "
- Echinostoma revolutum* Cain, G. D., 1969 a  
hemoglobin studies
- Echinostoma revolutum* Cheng, T. C., 1971 a  
greater shell size, parasitized mollusks, calcium deposition
- Echinostoma revolutum* Crichton, V. F. J.; and (Froelich, 1802) Welch, H. E., 1972 a  
*Anas platyrhynchos platyrhynchos* all from Delta Marsh, Manitoba  
*Anas acuta* toba
- Echinostoma revolutum* (?) Deblock, S., 1973 a, fig.  
(Froelich, 1802) or *E. paraulum* (?) (Dietz, 1909) Loire-Atlantique  
description  
*Ondatra zibethica* (intestin grêle)

- Echinostoma revolutum* chain transplantation to snails, potential number of redial generations Dönges, J., 1971 a
- Echinostoma revolutum* double infection, super infection, other echinostomatids, suppression order *Lymnaea stagnalis* (exper.) Dönges, J., 1972 a
- Echinostoma revolutum* variation, collar spine number *Ondatra zibethica* Doerksen, G. P., 1969 a Pitt Meadows, British Columbia, Canada
- Echinostoma revolutum* prevalence chickens Eslami, A. H.; and Anwar, M., 1973 a Iran
- Echinostoma revolutum* (Frölich, 1802) (intestino of all) *Gallus gallus* *Anas platyrhynchos* *Anser anser* *Numidia meleagris* *Meleagris gallopavo* Francalanci, G.; and Manfredini, L., 1969 c, figs. all from Veneto orientale
- Echinostoma revolutum* (Frölich, 1802) life cycle *Bithynia tentaculata* (exper.) *Physa acuta* *Lymnaea palustris* *Rana esculenta* *polli* *anatre* Francalanci, G.; and Manfredini, L., 1969 d, fig.
- Echinostoma revolutum* (Frölich, 1802) snail intermediate hosts, distomatosis, domestic fowls *Bithynia tentaculata* *Lymnaea palustris* *L. stagnalis* *Physa acuta* *Planorbis planorbis* *P. corneus* *Vivipara fasciata* Francalanci, G.; and Manfredini, L., 1970 b
- Echinostoma revolutum* survival, wound healing, after posterior amputation Fried, B.; Austin, R. M.; and Gaines, J. L., 1971 a body parts
- Echinostoma revolutum* transplantation into chick coelom Fried, B.; and Fink, L. E., 1968 a
- Echinostoma revolutum* temperature, survival, development, chick chorioallantois Fried, B.; and Foley, D. A., 1969 a, figs.
- Echinostoma revolutum* lipids, histochemical distribution Fried, B.; and Morrone, L.J., 1970 a, figs.
- Echinostoma revolutum* egg-shell precursors of sclerotin, phenols, basic proteins, polyphenol oxidase Fried, B.; and Stromberg, B.E., 1971 a
- Echinostoma revolutum* chicks (exper.) Fried, B.; and Weaver, L. J., 1969 b
- Echinostoma revolutum* *Ondatra z. zibethica* (small intestine) Harley, J. P., 1972 c Madison County, Kentucky
- Echinostoma revolutum* Froelich, 1802 *Corvus brachyrhynchos* (small intestine) Hendricks, L. D.; Harkema, R.; and Miller, Grover C., 1969 a North Carolina
- Echinostoma revolutum* morphology *Gallus domesticus* Kazam, A.R.; and Barya, M.A., 1973 a Lyallpur and Peshawar
- Echinostoma revolutum* laboratory hosts chickens (exper.) pigeons " Kosupko, G. A.; and Gusel'nikova, L. M., 1971 a
- Echinostoma revolutum* incidence, intensity, desi fowls Misra, S. C.; Mohapatra, G. S.; and Ghosh, K. K., 1972 a Orissa
- Echinostoma revolutum* *Vivipara bengalensis* (heart region) pigeon (exper.) chick (exper.) domestic duck (exper.) Nath, D., 1973 b
- Echinostoma revolutum* Frölich, 1802 larvae, differentiation from *Echinoparyphium vest-sibericum* Pustovar, N. S., 1970 a, figs.
- Echinostoma revolutum* *Quiscalus quiscula* (small intestine) Stanley, J. G.; and Rabalais, F. C., 1971 a northwestern Ohio
- Echinostoma revolutum* (Frölich) ? or *E. paraulum* (Dietz) ? *Ondatra zibethica* (intestin grêle) Vermeil, C.; et al., 1973 a Loire-Atlantique
- Echinostoma sarcinum* (Dietz, 1909) *Fulica atra* (intestine) Borgarenko, L. F., 1970 a Tadzhikistan
- Echinostoma transfretanum* Dietz, 1909 *Fulica atra* (intestine) Borgarenko, L. F., 1970 a Tadzhikistan
- Echinostomatidae* gen. sp. Dogiel et Bychowsky, 1934 all from Uzbekistan *Pelecus cultratus* (gill filaments) [stickleback] (gill filaments) Osmanov, S. O., 1971 a, 172
- Echinostomatidae* gen. sp.<sup>2</sup> *Carassius auratus gibelio* (gills) Osmanov, S. O., 1971 a, 173 Uzbekistan
- Echinostomatidae* gen. sp.<sup>3</sup> *Nemachilus* sp. (gill arch) Osmanov, S. O., 1971 a, 173 Uzbekistan
- Echinostomatidae* gen. sp. Stadnichenko, A. P., 1969 a reproductive organs of snail host, biochemical changes, pathology, parasitic castration
- Echinostomatidae* [sp.] *Bubulcus ibis* (small intestine) Whittaker, F. H.; Schmidt, G. D.; and Garcia Diaz, J., 1970 a Puerto Rico

- Echinostome possible biological control, snail hosts of *Schistosoma haematobium* Chu, K.Y.; Dawood, I.K.; and Nabi, H.A., 1972 a Tamama, Egypt
- Echinostome I *Physa* spp. Esch, G. W., 1971 a Gull, Wintergreen, Duck Lakes, Michigan Gyraulus sp. Wintergreen Lake, Michigan Menetus sp. " "
- Echinostome II *Helisoma* spp. Esch, G. W., 1971 a Gull Lake, Michigan
- Echinostome III *Helisoma* spp. Esch, G. W., 1971 a Wintergreen Lake, Michigan
- Echinostome *Phasianus colchicus* Greiner, E. C., 1972 a Nebraska
- Echinostomes *Nosema hyperparasitism* of larval stages Hussey, K. L., 1973 a
- Echinostomes spines, staining, Azure I-Schiff direct reaction Rao, K. H.; and Murty, A. S., 1972 a
- Echinostomum. See *Echinostoma*.
- Ectenurus* sp. *Parapristipoma trilineatum* (stomach) Machida, M.; Ichihara, A.; and Kamegai, S., 1970 a sea north of the Tsushima Islands
- Ectenurus* sp. (immature) *Paralichthys olivaceus* (stomach) Machida, M.; Ichihara, A.; and Kamegai, S., 1970 a sea north of the Tsushima Islands
- Ectenurus americanus* *Synodus foetens* (stomach, gills) Overstreet, R. M., 1968 a south Florida
- Ectenurus crenidensis* n. sp. *Crenidens indicus* (gills) Bilqees, F. M., 1971 c, 512-513, figs. 1-3 Karachi coast, West Pakistan
- Ectenurus lepidus* Looss, 1907 Fischthal, J.H.; and Thomas, J.D., 1971 a  
Syns.: *Parectenurus chloroscombr* Siddiqi and Cable, 1960; *E. trachuri* Nikolaeva and Kovaleva, 1966 (stomach of all) all from Ghana  
*Chloroscombrus chrysurus*  
*Decapterus rhonchus*  
*Galeoides decadactylus*
- Ectenurus paralichthydis* Yamaguti, 1934 Gupta, N. K.; and Sehgal, S. K., 1971 a  
as syn. of *Uterovesiculurus paralichthydis* (Yamaguti, 1934) Skrj. et Gusch., 1954
- Ectenurus paralichthydis* Yamaguti Pseudorhombus cinnameus (stomach) Machida, M.; Ichihara, A.; and Kamegai, S., 1970 a sea north of the Tsushima Islands
- Ectenurus trachuri* Nikolaeva and Kovaleva, 1966 as syn. of *E. lepidus* Looss, 1907 Fischthal, J.H.; and Thomas, J.D., 1971 a
- Ectenurus virgulus* Linton, 1910 Fischthal, J.H.; and Thomas, J. D., 1971 a all from Ghana  
*Caranx africanus*  
*C. crysos*  
*Trachinotus glaucus* (stomach of all)
- Ectenurus virgulus* Linton, 1910 Nahhas, F. M.; and Powell, E. C., 1971 a Pensacola Bay  
*Caranx crysos* (stomach)
- Ectenurus virgulus* age of host, degree of infection Parukhin, A. M., 1973 a Indian Ocean  
*Trachurus trachurus*
- Ectenurus yamagutii* new species Nahhas, F. M.; and Powell, E. C., 1971 a, 1, 5, fig. 2  
*Caranx crysos* (stomach) Santa Rosa Island  
*C. hippos* " Pensacola Bay  
*Lagodon rhomboides* " Floridian northern Gulf of Mexico
- Ectosiphonus* sp. *Urotrichus talpoides* (intestine) Ohbayashi, M.; Masegi, T.; and Kubota, K., 1973 a, fig. Saiko
- Ectosiphonus hylomyisi* sp. n. Nguyen Thi Le, 1969 a, 168, 172-173, fig. 4 Democratic Republic of Vietnam (Tkhon'khoe province)
- Elongoparorchis pneumatis* Sri, S. V., 1973 a  
holocrine secretion in gut Waltair coast  
*Arius thelasinus*
- Emoleptalea proteropora* Thomas, 1958 Fischthal, J. H.; and Thomas, J. D., 1972 a  
as syn. of *Eumasia proteropora* (Thomas, 1958) n. comb.
- Emoleptalea proteropora* *Clarias lazera* (proximal portion, intestine) Issa, G. I.; and Ebaid, N. M., 1969 b Nile River, Egypt
- Empleurodiscus angustum* Johnston et Tiegs, 1922 Price, 1937 Yamaguti, S., 1963 a  
as syn. of *Lepidotrema angustum* (Johnston et Tiegs, 1922) Price, 1937
- Encyclometra bungara* n. sp. Srivastava, C. B.; and Ghosh, R. K., 1968 b, 132-134, fig. 1  
*Bungarus fasciatus* (intestine) Sagarpukur, 24 Farganas, West Bengal
- Encyclometra japonica* Bhalerao, 1936 Srivastava, C. B.; and Ghosh, R. K., 1968 b  
*Ptyas mucosus* Birati, Calcutta  
*Natrix piscator* Patna, Bihar  
*N. stolata* Calcutta  
*Atretium schistosum* "
- Engraulicola* George, 1961 Lebedev, B. I., 1971 a  
*Amphipolycotylini* trib. n.  
Syns.: *Engrauliscobina* Unnithan, 1967; *Engraulixenus* Unnithan, 1967; *Engrauliphila* Unnithan, 1967
- Engraulicola micropharyngella* (Unnithan, 1967) comb. n. Lebedev, B. I., 1971 a, 64, 66

- Engraulicola thrissocles* Lebedev, B. I., 1971 a, 59-  
(Tripathi, 1959) comb. n. 62, 63, figs.  
redescription North Vietnam Bay  
Syns.: *Gastrocotyle thrissocles* Tripathi, 1959; *Amphipolycotyle thrissocles* (Trip., 1959) Yamaguti, 1963; *Engrauliscobina thrissocles* (Tripathi, 1959) Unnithan, 1967; *Engraulixenus malabaricus* Unnithan, 1967; *Engrauliphila grex* Unnithan, 1967; *Engrauliscobina triaptella* Unnithan, 1967  
*Thrissocles* sp.
- Engrauliphila Unnithan*, Lebedev, B. I., 1971 a  
1967  
as syn. of *Engraulicola* George, 1961
- Engrauliphila grex* Unnithan, 1967  
Lebedev, B. I., 1971 a, 59  
as syn. of *Engraulicola thrissocles* (Tripathi, 1959) comb. n.
- Engrauliscobina Unnithan*, Lebedev, B. I., 1971 a  
1967  
as syn. of *Engraulicola* George, 1961
- Engrauliscobina thrissocles* Lebedev, B. I., 1971 a, 59  
(Tripathi, 1959) Unnithan, 1967  
as syn. of *Engraulicola thrissocles* (Tripathi, 1959) comb. n.
- Engrauliscobina triaptella* Lebedev, B. I., 1971 a  
Unnithan, 1967  
as syn. of *Engraulicola thrissocles* (Tripathi, 1959) comb. n.
- Engraulixenus Unnithan*, Lebedev, B. I., 1971 a  
1967  
as syn. of *Engraulicola* George, 1961
- Engraulixenus malabaricus* Lebedev, B. I., 1971 a, 59  
Unnithan, 1967  
as syn. of *Engraulicola thrissocles* (Tripathi, 1959) comb. n.
- Entobdella convoluta* (Yamaguti) Meserve, 1938  
Yamaguti, S., 1963 a  
as syn. of *Allobedenenia convoluta* (Yamaguti, 1937) n. gen., n. comb. (tod)
- Entobdella pugetensis* Yamaguti, S., 1963 a  
Robinson  
as syn. of *Pseudoentobdella pugetensis* (Robinson, 1961) n. comb.
- Entobdella soleae* Kearns, G. C., 1971 a, figs.  
physiology, behavior, *Solea solea*, review
- Epibdella* (Benedenia) *convoluta* Yamaguti, S., 1963 a  
Yamaguti  
as syn. of *Allobedenenia convoluta* (Yamaguti, 1937) n. gen., n. comb.
- Epibdella ishikawae* Goto Yamaguti, S., 1963 a  
as syn. of *Allobedenenia ishikawae* (Goto, 1894) n. comb.
- Epibdella melleni* MacCallum Yamaguti, S., 1963 a  
as syn. of *Neobenedenia melleni* (MacCallum, 1927) n. g., n. comb.
- Epibdella pacifica* Guberlet Yamaguti, S., 1963 a  
Let  
as syn. of *Pseudoentobdella pacifica* (Guberlet, 1936) n. gen., n. comb.
- Episthmium chauhani* inter- Karyakarte, P. P., 1969 d,  
mediatum subsp. n. 283-286, fig. 1  
Bulbulcus ibis (oesophagus and intestine) Aurangabad, Maharashtra, India
- Ergenstrema mugili* Lahav, M.; and Sarig, S.,  
Mugil capito 1967 a  
Daliah stream, Israel
- Eriolepturus paralichthydis* Gupta, N. K.; and Sehgal,  
Yamaguti, 1934; Manter, S.K., 1971 a  
1947  
as syn. of *Uterovesiculurus paralichthydis* (Yamaguti, 1934) Skrj. et Gusch., 1954
- Eriolepturus tiegsi* Manter, H. W., 1969 b  
Woolcock, 1935 all from New Caledonia  
Epinephelus sp.  
Serranidae "mottled grouper"  
Serranidae "loche bleue"  
(stomach of all)
- Erpocotyle callorhynchi* Yamaguti, S., 1963 a, fig.  
(Manter, 1955) n. comb.
- Erpocotyle callorhynchi* Lebedev, B. I.; and Parukhin,  
(Manter, 1955) Yamaguti, A. M., 1969 a  
1963 Walvis Bay (southwest Africa)  
*Callorhynchus capensis*
- Erpocotyle catenulata* (Guberlet, 1933) n. comb. Yamaguti, S., 1963 a, fig.  
Syns.: *Neoerpocotyle catenulata* (Guberlet) Price, 1942; *Polystomum appendiculatum* of Thser, 1850, partim-Price (1942)
- Erpocotyle ginglymostomae* Yamaguti, S., 1963 a, fig.  
(Brooks, 1934) n. comb.  
Syn.: *Neoerpocotyle ginglymostomae* (Brooks) Price, 1942
- Erpocotyle laymani* (Yamaguti, 1958) n. comb. Yamaguti, S., 1963 a, fig.  
Syn.: *Squaloncocotyle laymani* Yamaguti
- Erpocotyle licha* (Rees et Llewellyn, 1941) n. comb. Yamaguti, S., 1963 a
- Erpocotyle maccallumi* Yamaguti, S., 1963 a, fig.  
(Price, 1942) n. comb.
- Erpocotyle mavori* (Linton, 1940) n. comb. Yamaguti, S., 1963 a, fig.  
Syns.: *Onchocotyle mavori* Linton; *Neoerpocotyle mavori* (Linton) Price, 1942
- Erpocotyle microstoma* Yamaguti, S., 1963 a, fig.  
(Brooks, 1934) n. comb.  
Syn.: *Neoerpocotyle microstoma* (Brooks) Price, 1942
- Erpocotyle tiburonis* Yamaguti, S., 1963 a, fig.  
(Brooks, 1934) n. comb.  
Syn.: *Neoerpocotyle tiburonis* (Brooks) Price, 1942

- Erpocotyle tudes* (Cordero, Yamaguti, S., 1963 a, fig. 1944) n. comb.  
Syn.: *Neoerpocotyle tudes* Cordero
- Euamphimerus nipponicus* Yamaguti, 1941  
*Streptopelia chinensis* Colombo (Western Province),  
*ceylonensis* (small intestine) Ceylon
- Eucotyle* Cohn, 1904  
key to species Costa, H. M. de A.; and Freitas, M. G., 1972 a  
includes: *E. nephritica* (Mehlis in Creplin, 1846); *E. cohni* Skrjabin, 1924; *E. zakharovi* Skrjabin, 1920; *E. hassalli* Price, 1930; *E. wehri* Price, 1930; *E. popovi* Skrjabin and Evranova, 1942; *E. clangulae* Waldén, 1960; *E. warreni* Schell, 1967; *E. freitasi* sp. n.
- Eucotyle freitasi* sp. n. Costa, H. M. de A.; and  
*Cairina moschata domestica* (urinary tract) Freitas, M. G., 1972 a, 391-393, fig. 1  
State of Minas Gerais, Brazil
- Eucreadium gangi* n. sp. Pandey, K. G., 1972 b, 149-150, figs. 1-2  
*Trichogaster fasciatus* Lucknow
- Euhaplorchis californiensis* Yoshino, T.P., 1972 a  
*Fundulus parvipinnis* (brain) southern California  
*Gallus domesticus* (exper.)
- Eumasenia ghanensis* Fischthal, J. H.; and Thomas, J. D., 1972 a  
*Fischthal and Thomas, 1968* (duodenum, adjacent intestine, stomach of all)  
*Clarias senegalensis* Pokoasi Dam, Ghana  
*Schilbe* sp. Volta River near Bawku, Ghana
- Eumasenia proteropora* Fischthal, J. H.; and Thomas, J. D., 1972 a, 101-102  
(Thomas, 1958) n. comb. Syn.: *Emoleptalea proteropora* Thomas, 1958  
*Clarias senegalensis* (small intestine) Sielo-Tuni stream (tributary of Black Volta River) near Wa, Ghana
- Euparadistomum buckleyi* Kannangara, D. W. W., 1971 c, fig. 1  
*Herpestes smithii zeylanicus* (gall bladder) Colombo (Western Province), Ceylon
- Euparadistomum cercopitheci* Fischthal, J. H., 1969 a, 83, 85, figs. 1-4  
sp. n. *Cercopithecus* (Miopithecus) talapoin (gall bladder) vicinity of Bata, Rio Muni; Equatorial Guinea
- Euparyphium beaveri* Dorney, R. S.; and Lauerman, L. H., 1969 a  
*Mustela vison* Horicon Marsh, Wisconsin
- Euparyphium melis* Leiby, P. D.; Sitzmann, P. J.; and Kritsky, D. C., 1971 a  
*Taxidea taxus* North Dakota
- Euparyphium melis* Roman-Chiriac, E.; and Schrank, 1788  
*Nyctereutes procyonoides ussuriensis* Barbu, P., 1970 a  
Danube Delta
- Eupolystoma* Kaw, 1950 Yamaguti, S., 1963 a  
*Polystomatidae*, *Eupolystomatinae* n. subfam.
- Eupolystoma alluaudi* Combes, C.; Bourgat, R.; and unusual life cycle, Salami-Cadoux, M.-L., 1973 a  
multiplication within host urinary bladder, *Bufo regularis*
- Eupolystomatinae* n. subfam. Yamaguti, S., 1963 a, 287,  
*Polystomatidae*, key 293  
includes: *Eupolystoma* Kaw, 1950
- Eurobilharzia bomfordi* Farley, J., 1971 a  
Le Roux, 1958  
as syn. of *Orientobilharzia bomfordi* (Montgomery, 1906)  
Dutt and Srivastava, 1955
- Eurycephalus dogieli* Borgarenko, L.F., 1970 b,  
*Ovtscharenko*, 1955  
*Ixobrychus minutus* (intestine) Tadzhikistan
- Euryhelms squamula* Zenchak, J. J.; and Hall, J. E., 1971 a  
*Peromyscus leucopus* (small intestine) West Virginia
- Eurysorchinae* n. subfam. Yamaguti, S., 1963 a, 186  
*Diclidophoridae*, key  
includes: *Eurysorchis* Manter et Walling, 1958
- Eurysorchis* Manter et Walling, 1958 Yamaguti, S., 1963 a  
*Diclidophoridae*, *Eurysorchinae* n. subfam.
- Eurytrema* Nosaka, D.; Ashizawa, H.; and cattle, distribution, Nagata, Y., 1970 c  
rate of infection Japan
- Eurytrema* spp. Nosaka, D.; Ashizawa, H.; and eggs, behavior in bovine Nagata, Y., 1970 a  
pancreatic ducts
- Eurytrema* sp. Nosaka, D.; Ashizawa, H.; and pathology, treatment, Nagata, Y., 1970 b  
cows
- Eurytrema coelomaticum* Nosaka, D.; Ashizawa, H.; and measurements, identification, Nagata, Y., 1970 d, figs. cattle
- Eurytrema pancreaticum* Ashizawa, H.; Nosaka, D.; and pathology, pancreas of Tateyama, S., 1971 a  
goats, comparison with cattle lesions
- Eurytrema pancreaticum* Dvoriadkin, V. A., 1969 a,  
(Janson, 1889) fig. all from Upper Priamurje  
life cycle [Bos taurus] (nat. and exper.)  
[Ovis aries] (nat. and exper.)  
*Bradybaena arcasiana*  
*B. dieckmanni*  
*Conocephalus percaudatus*  
*C. chinensis*
- Eurytrema pancreaticum* Nosaka, D.; Ashizawa, H.; and (Janson, 1889) Nagata, Y., 1970 d, figs.  
measurements, identification, cattle
- Eurytrema pancreaticum* Palatkin, K. A., 1970 a, figs.  
life cycle  
*Bradybaena lantzi* (exper.)
- Exorchis Kobayashi*, 1915 Overstreet, R. M., 1971 b  
as syn. of *Metadena* Linton, 1910

- Fasciola*  
Trodx, cattle, buffaloes  
and zoo animals      Dutta, B.; Chakrabarty, A. K.;  
and Roychoudhury, R. K.,  
1972 a
- Fasciola*  
liver function tests,  
diagnosis, evaluation, cattle, buffaloes      Dwivedi, S. K.; Joshi, H. C.;  
and Shivmani, G. A., 1972 a
- Fasciola*  
bovine, control      Enigk, K., 1970 e
- Fasciola*  
liver function, cattle      Lin, S. C., 1971 a
- Fasciola*  
Nitroxynil, dairy cows, subcutaneous injection      Nishimura, K.; et al., 1972 a
- Fasciola*  
pathology, treatment,  
cows      Nosaka, D.; Ashizawa, H.; and  
Nagata, Y., 1970 b
- Fasciola*  
Avlothane, Zanil, Distod-  
din, cattle, buffaloes      Ramanna, B. C.; and Rao, P. V.  
R., 1973 a
- Fasciola*  
menichlopholan, bromo-  
salicylanilides, sheep      Švicky, E.; Varchol, J.; and  
Gajdos, M., 1972 a
- Fasciola*  
geographical distribution,  
cattle, 1956-1969      Usui, M.; et al., 1971 a  
Kyushu region, Japan
- Fasciola* sp.  
*Apyceros melampus*  
(liver)      Ashizawa, H.; Nosaka, D.;  
Katayama, N.; and Tateyama,  
S., 1971 a, figs.  
imported from Tanzania,  
died Phoenix Zoo, Miyazaki,  
Japan
- Fasciola* sp.  
*Lymnea truncatula* (exper.)  
*Physa* sp. (exper.)      Kimura, S.; and Ono, Y.,  
1971 a, figs.
- Fasciola* [sp.]  
bovins (canaux biliaires)      Le-Van-Hoa; and Nguyen-Dinh-  
Xinh, [1967 a]  
South Viêt-Nam
- Fasciola* sp.  
incidence, beef and  
dairy cattle      Usui, M.; Yamada, F.; Nagata,  
Y.; and Ashizawa, H., 1971 a  
Miyazaki Prefecture, Japan
- Fasciola gigantica*  
free amino acids, compared  
with cattle liver tissue, paper chromatographic analysis      Balogun, R. A.; and Braide,  
E. I., 1972 a
- Fasciola gigantica*  
calves, fasciolicides      Berger, J., 1971 a
- Fasciola gigantica*  
*Rhinoceros unicornis*  
(liver)      Bhattacharjee, M. L.; and  
Halder, B. R., 1971 a  
Assam State Zoo, Gauhati,  
India
- Fasciola gigantica*  
*Syncerus caffer*  
*Adenota* (Kobus) kob  
*Alcelaphus buselaphus jacksoni*      Bindernagel, J. A., 1972 b  
all from West Acholi Dis-  
trict, Uganda
- Fasciola gigantica*  
anemia, hypoalbuminemia, radioisotope studies, cattle      Bitakaramire, P. K., 1970 a
- Fasciola gigantica*  
miracidial immobiliza-  
tion test, diagnosis,  
cattle      Bitakaramire, P. K.;  
Movsesijan, M.; and Caste-  
lino, J. B., 1971 a
- Fasciola gigantica*  
intra-dermal, complement  
and Daynes, P., 1971 a  
fixation, precipitin tests, cattle      Blancou, J.; Bouchet, A.;  
and Daynes, P., 1971 a
- Fasciola gigantica*  
anthelmintic screening methods, review  
bromophenophos, rafoxanide, brotianide      Boray, J. C., 1971 a
- Fasciola gigantica*  
Rafoxanide, sheep      Boray, J. C.; Wolff, K.; and  
Treppe, H. C., 1973 a
- Fasciola gigantica*  
*Capra hircus* (kidney)      Charan, K.; and Iyer, P. K.  
R., 1972 a
- Fasciola gigantica*  
*Tragelaphus strepsiceros*      Condy, J. B., 1972 a  
Rhodesia
- Fasciola gigantica*  
Bilevon-R, bovine      Cruz e Silva, J. A.; and  
Gonçalves, A. C. B., 1970 a
- Fasciola gigantica*  
survival of eggs in  
intestine of Ardeidae,  
possible transport vectors      Daynes, P.; and Blancou, J.,  
1973 a  
Madagascar
- Fasciola gigantica*  
Nitroxynil, malagasy zebu,  
naturally and experimen-  
tally infected      Daynes, P.; and Bouchet, A.,  
1972 a  
Madagascar
- Fasciola gigantica*  
diamphenethide, mice      Dickerson, G.; Hareenist, M.;  
and Kingsbury, P. A., 1971 a
- Fasciola gigantica*  
prevention and control,  
cattle, carabaos, review      Dumag, P. U., 1971 a  
Philippines
- Fasciola gigantica*  
nitroxynil, Zebu cattle      Ellwood, D. C., 1973 a  
Malawi
- Fasciola gigantica*  
human (hepatique,  
sous-cutané)      Fain, A.; Delville, J.; and  
Jacquerye, L., 1973 a  
European, lived in Lubum-  
bashi, Zaïre
- Fasciola gigantica*  
sheep, decreased sulfhydryl groups in albumin and globu-  
lin of blood serum      Gevondian, V. S., 1970 a
- Fasciola gigantica*  
spurious human parasite,  
differential diagnosis      Goldsmid, J. M., 1970 b, fig.  
Rhodesia
- Fasciola gigantica*  
diet, sheep, zebus, weight gain      Graber, M., 1971 a
- Fasciola gigantica*  
Hilomid and tribromine  
compound, zebu      Graber, M.; and Birgi, E.,  
1970 a
- Fasciola gigantica*  
Bilevon R, zebu cattle      Graber, M.; Euzaby, J. A.; and  
Birgi, E., 1970 a  
tropical Africa
- Fasciola gigantica*  
zebu, estimating anthel-  
mintic potency, calculations, Central Africa conditions      Graber, M.; Euzaby, J. A.;  
and Birgi, E., 1971 a
- Fasciola gigantica*  
hexachlorophene, calves      Grigorian, G. A.; Khanbegian,  
R. A.; and Chobanian, A. G.,  
1971 a
- Fasciola gigantica*  
Oxyclozanid, zebu cattle      Guilhon, J.C.; and Graber, M.,  
1971 a  
Tchad (Fort-Lamy)

- Fasciola gigantica* bovine, Freon BU Guilhon, J. C.; Graber, M.; and Barnabé, R., 1971 a
- Fasciola gigantica* Nitroxynil, zebu Guilhon, J. C.; Graber, M.; and Birgi, E., 1970 b tropical Africa
- Fasciola gigantica* zanil, review Güralp, N., 1971 a
- Fasciola gigantica* chronic infection and economic effects sheep (exper.) Hammond, J. A., 1973 a, figs.
- Fasciola gigantica* changes in liver, lungs Bos (*Bibos*) javanicus Capricornis sumatraensis Ippen, R.; and Odening, K., 1970 b, figs. Tierpark Berlin, imported from Indonesia imported from Sumatra
- Fasciola gigantica* intermediate host *Lymnaea lagotis euphratica* rabbits (exper.) Kadhim, J. K.; and Altaif, K. I., 1970 a
- Fasciola gigantica* rafoxanide, oxylozanide, hexachlorophene, sheep Kadhim, J. K.; Jabbar, M. H.; and Ayoub, A. T., 1972 a
- Fasciola gigantica* diamphenethide, sheep, effective against all stages Kingsbury, P. A.; and Rowlands, D. ap T., 1972 a
- Fasciola gigantica* nonprotein nitrogenous composition, protonephridial fluid Lutz, P. L.; and Siddiqi, A. H., 1971 a
- Fasciola gigantica* sheep, cattle, buffalo, control Mamedov, A. T., 1970 a Azerbaïdzhan SSR
- Fasciola gigantica* maintenance and rearing of snails Melikov, Iu. F., 1973 a
- Fasciola gigantica* meat-borne zoonoses, review Mitchell, J. R., 1968 a East Africa
- Fasciola gigantica* [*Bos taurus*] Mukhamadiev, S. A., 1971 a Tadzhikistan
- Fasciola gigantica* *Gazella thomsoni* (hepatic ducts) Mustafa, M. H., 1974 a Northern Tanzania
- Fasciola gigantica* life cycle, absence of sporocyst stage Ogambo-Ongoma, A. H., 1971 a
- Fasciola gigantica* correlation, rainfall and infection rate, snails Ogambo-Ongoma, A. H., 1971 b Port Bell, Uganda
- Fasciola gigantica* cattle, survey Ogambo-Ongoma, A. H., 1972 b Uganda
- Fasciola gigantica* life cycle of snail host Pasion, P. Z., 1971 a
- Fasciola gigantica* human, case report, liver abscess Perry, W.; Goldsmid, J. M.; and Gelfand, M., 1972 a, figs. Rhodesia
- Fasciola gigantica* cross-immunity reactions, bovine pleuropneumonia, rabbit immunization Provost, A.; and Queval, R., 1972 a
- Fasciola gigantica* histopathology, wild ungulates Rao, A. T.; and Acharjyo, L. N., 1972 a, figs., pl. facing p. 134 Nandan Kanan Zoo
- Fasciola gigantica* chromosome number and karyotyping, meiotic and mitotic cells Reddy, P. V.; and Subramanyam, S., 1973 a, figs. Andhra Pradesh
- Fasciola gigantica* Nitroxynil, cattle Reuss, U.; and Hillmann, J. G., 1971 a
- Fasciola gigantica* antigens, fractionation, diagnosis, urinary schistosomiasis, intradermal test Rifaat, M. A.; Abdel-Aal, T. M.; and Asmar, M. F., 1972 a
- Fasciola gigantica* morphological variations, *F. hepatica*, life cycle, economic importance in domestic animals buffalo cow goat sheep rabbit (exper.) *Tatera indica* (exper.) *Lymnaea gedrosiana* (exper.) Sabbaghian, G.H.; Arfaa, F.; Farahmandian, I.; and Jalali, H., 1972 a, figs. all from Iran
- Fasciola gigantica* hexachlorophene, sheep Shakhnazarian, E. V., 1971 a
- Fasciola gigantica* histopathology, guinea pig Srivastava, P.S.; and Singh, (K.) S., 1972 a, figs.
- Fasciola gigantica* *Phaecochoerus aethiopicus* (canaux biliaires) Troncy, P. M.; Graber, M.; and Thal, J., 1972 a Central Africa
- Fasciola hepatica* leukocyte migration test, delayed hypersensitivity, sheep, goats Aalund, O.; Nielsen, K.; and Eriksen, L., 1972 a
- Fasciola hepatica* human, serological diagnosis, immunofluorescence Ambroise-Thomas, P., 1970 c
- Fasciola hepatica* humans, clinical aspects Amouretti, M.; Quinton, A.; and Laporte, G., 1969 a France
- Fasciola hepatica* subacute and chronic, Diamphenethide, Rafoxanide, sheep Annen, J. M.; Boray, J. C.; and Eckert, J., 1973 a
- Fasciola hepatica* *Lymnaea gedrosiana* buffalo rabbit (exper.) Arfaa, F.; Movafagh, K.; and Mahdavi, M., 1969 a all from Iran
- Fasciola hepatica* diamphenethide, sheep Armour, J.; and Corba, J., 1972 a
- Fasciola hepatica* rafoxanide, prophylaxis, sheep Armour, J.; Corba, J.; and Bruce, R. G., 1973 a
- Fasciola hepatica* molluscicides *Limnaea palustris* *L. truncatulus* Arru, E.; and Papadopoulos, I., 1972 a all from Sardinia



- Fasciola hepatica* ecology, *Lymanea truncatula* Aubert, M.; Cachan, P.; and Descharmes, H., 1970 a Lorraine
- Fasciola hepatica* children, clinical aspects Balla, A.; Jaklovsky, A.; Kertész, B.; and Petres-Brassay, I., 1971 a
- Fasciola hepatica* fasciolin, ME 3625, Bilevon M, Bilevon R, sheep Bankov, D.; Schmidt-Hoensdorf, H.; and Petkov, A., 1970 a
- Fasciola hepatica* temperature, viability of infected *Galba truncatula* Barrach, A., 1972 a, figs.
- Fasciola hepatica* Rafoxanide, deer, red deer Barth, D.; and Schaich, K., 1973 a
- Fasciola hepatica* Rafoxanide, sheep Behrens, H., 1971 a
- Fasciola hepatica* mitochondria, oxidation of Benediktov, I. I., 1972 a dicarbonic acids
- Fasciola hepatica* humans, serological diagnosis, immunofluorescence compared to hemagglutination, electrophoresis, latex agglutination Bénex, J., 1970 c
- Fasciola hepatica* molecular characteristics, and Denison, J., 1972 a stimulation, attachment response, carboxyl groups Bennett, C. E.; Wilson, R. A.; and Denison, J., 1972 a
- Fasciola hepatica* ovins (tractus digestif) Bernard, J.; and Ben Osman, F., 1968 b imported from southeast Europe, Tunisia boucherie
- Fasciola hepatica* globular leucocytes, biliary epithelium, roe deer, cattle Hlažek, K., 1971 a
- Fasciola hepatica* economic importance, *Bubalus bubalis* Blumenhein, G.-A., 1971 a
- Fasciola hepatica* diagnosis, fecal examination, cattle Bogatko, W., 1972 a
- Fasciola hepatica* anthelmintic screening methods, review bromophenophos, rafoxanide, brotianide Boray, J. C., 1971 a
- Fasciola hepatica* drug evaluation, review Boray, J. C.; Happich, F. A.; and Andrews, J. C., 1970 a, fig.
- Fasciola hepatica* Rafoxanide, sheep Boray, J. C.; Wolff, K.; and Trepp, H. C., 1973 a
- Fasciola hepatica* differential diagnosis from *Paramphistomum* sp. cattle Borko, J., 1970 a Michalovce District
- Fasciola hepatica* lièvres Bouvier, G.; Burgisser, H.; and Schneider, P. A., 1962 a Lucerne
- Fasciola hepatica* incidence, control, horses Bren, S.; and Wojtek, H., 1972 a
- Fasciola hepatica* Zanil, cattle Brglez, J.; and Matjaž, M., 1970 a
- Fasciola hepatica* epidemiology, control, N-trityl morpholine as molluscicide Bruce, R. G.; Armour, J.; and Corba, J., 1973 a Scotland
- Fasciola hepatica* foci, human, cattle, sheep Büttner, A.; and N'Gore, F., 1970 a Touraine, France
- Fasciola hepatica* glucose metabolism Buist, R. A.; and Schofield, P. J., 1971 a
- Fasciola hepatica* mice, glutamate-pyruvate transaminase levels in serum and liver, monitoring parasite migration, tissue damage Bundesen, P. G.; and Janssens, P. A., 1971 a
- Fasciola hepatica* statistics, economic importance, review, man and animals Caballero Leon, L.F., [1964 a] Cuba
- Fasciola hepatica* Ranizole N. D., sheep Caillier, R. L.; and Hubert, J., 1973 a
- Fasciola hepatica* Trifenmorph, molluscicide, pasture application, lambs Caillier, R. L.; Hubert, J.; and Brethenoux, J., 1973 a
- Fasciola hepatica* control, Trifenmorph molluscicide Caillier, R. L.; and Pitois, M., 1972 a Normandie
- Fasciola hepatica* oxclozanide, rafoxanide, calves Campbell, N. J.; and Richardson, N. J., 1972 a
- Fasciola hepatica* concentration, serum glutamic oxalo-acetic transaminase, assay of anthelmintic activity, rats Campbell, W. C.; and Barry, T. A., 1970 a
- Fasciola hepatica* humans, diagnosis, immunoelectrophoresis Capron, A., 1968 a
- Fasciola hepatica* production effects, beef cattle Cawdery, M. J. H.; and Conway, A., 1971 a
- Fasciola hepatica* estimating pasture infestation, tracer sheep Cawdery, M. J. H.; and Moran, M. A., 1971 a
- Fasciola hepatica* tetramisole, in vitro effects Cherniaeva, A. I.; et al., 1971 a
- Fasciola hepatica* miracidia, chemokinesis, snail-emitted substances Chernin, E., 1970 a
- Fasciola hepatica* dopamine concentration Chou, T. C. T.; Bennett, J.; and Bueding, E., 1972 a
- Fasciola hepatica* eggs, excretion time after treatment, rabbits Chowaniec, W.; and Darski, J., [1971 a]
- Fasciola hepatica* 3,3', 5,5', 6-pentachloro-2,2'-dihydroxy-benzanilide, cattle Chowaniec, W.; Ziomko, I.; and Darski, J., 1970 a
- Fasciola hepatica* Zanil, sheep, cattle Chowaniec, W.; Ziomko, I.; and Darski, J., 1971 a
- Fasciola hepatica* bis(2-hydroxy-3,5-dichlorophenyl) sulphoxide, experimentally infected mice Chroustová, E., 1972 a

- Fasciola hepatica* Chroustová, E.; and Kursá, J.,  
Bitin S + hexachlorophene, 1971 a  
cattle
- Fasciola hepatica* Chroustová, E.; Willomitzer,  
wild deer, bis (2 hydroxy-3,5-dichlorfenyl) sulfoxide  
J.; and Kolář, Z., 1972 a
- Fasciola hepatica* Clegg, J.L.; and Bawden, R.J.,  
survey, high incidence 1972 a  
sheep (liver) Armidale, New South Wales
- Fasciola hepatica* Corba, J., 1972 a  
development in rats
- Fasciola hepatica* Corba, J.; Armour, J.; Ro-  
lymphoid cells, rats, berts, R. J.; and Urquhart,  
passive immunity, iso- G. M., 1971 a  
genic recipients
- Fasciola hepatica* Cordova Benzaquen, E.; Naquira  
larva stages, intermedi- Vildoso, F.; and Naquira Vel-  
ate host arde, C., 1961 a  
*Lymnaea diaphana* Arequipa, Peru  
conejós (exper.)  
cobayos "
- Fasciola hepatica* Cotteleer, C.; and Famerée,  
fecal diagnostic tech- L., 1971 b  
nique, cattle
- Fasciola hepatica* Coudert, J.; et al., 1967 a  
diagnosis, serological methods compared
- Fasciola hepatica* Čuperlović, K. N.; and Lalić,  
immunity, rabbits, re- R., 1970 a  
infection
- [*Fasciola*] *hepatica* Čuperlović, K. N.; and Lalić,  
immunoglobulins, sheep R., 1970 b
- Fasciola hepatica* Čuperlović, K. N.; and Lalić,  
extracts, gel filtration R., 1971 a  
separation, antigenic activity, rabbit sera tests
- Fasciola hepatica* Čuperlović, K. N.; and Mov-  
isolation and labeling of sesijan, M., 1972 a  
secretory antigen
- Fasciola hepatica* Čuperlović, K. N.; Sokolić,  
crude and delipidized A.; and Movsesijan, M.,  
antigens [1969 a]
- Fasciola hepatica* Cvetković, L., 1970 a  
swine, anthelmintics
- Fasciola hepatica* Dalchow, W.; and Hörchner,  
swine, cattle, sheep, F., 1972 a  
rabbits, specificity
- Fasciola hepatica* Dăncescu, P.; and Țințăreanu,  
hepato-duodenal, human, J., 1967 c  
differential diagnosis
- Fasciola hepatica* Dargie, J. D.; Holmes, P. H.;  
anemia, increased albumin MacLean, J. M.; and Mulligan,  
catabolism, sheep, rabbits W., 1970 a
- Fasciola hepatica* Darmaud, C.; Voisin, R.; and  
human liver, biliary Kaffy, L., 1963 a  
tract, clinical review France
- Fasciola hepatica* Deelder, A. M., 1973 a, figs.  
immunodiagnostic methods, rabbits
- Fasciola hepatica* Dickerson, G.; Hareenist, M.;  
diamphenethide, rabbits and Kingsbury, P. A., 1971 a
- Fasciola hepatica* Dijkstra, J.; van Vliet, G.;  
Ranide, sheep and Over, H. J., 1973 a
- Fasciola hepatica* Dixon, K.E.; and Mercer, E.H.,  
morphology, formation, 1967 a, figs. 1-10  
cyst wall
- Fasciola hepatica* Doyle, J. J., 1971 a  
immunization, cattle, experimental infection
- Fasciola hepatica* Doyle, J. J., 1972 a  
calves, acquired resistance, single experimental infec-  
tion, rate of worm elimination
- Fasciola hepatica* Doyle, J. J., 1973 a  
calves, homocytotropic antibodies, characteristics  
similar to IgE immunoglobulin class in man
- Fasciola hepatica* Doyle, J. J., 1973 b  
calves, immediate hypersensitivity
- Fasciola hepatica* Drăghiciu, O.; Vașadi, T.;  
8 patients, clinical and Drăghiciu, G.; and Țințăreanu,  
epidemiological aspects J., 1971 a
- Fasciola hepatica* Druckrey, E.; and Metzger, H.,  
2,6-dihydroxybenzoic 1973 a  
acid anilides, rats, inhibition of succinate dehydrogen-  
ase, Hansch analysis
- Fasciola hepatica* Dubarry, J. J.; et al., 1968 a  
human, dehydroemetine, Bordeaux, France  
intravenously, case reports
- Fasciola hepatica* Ducroiset, B., 1973 a  
human, ovine origin, pathology
- Fasciola hepatica* Düwel, D.; and Metzger, H.,  
2,6-dihydroxybenzoic 1973 a  
acid anilides, inhibition of succinate dehydrogenase,  
sheep
- Fasciola hepatica* Dumag, P. U., 1971 a  
prevention and control, Philippines  
cattle, carabaos, review
- Fasciola hepatica* Duroux, A., 1963 a  
human lung, diagnosis, France  
clinical review
- Fasciola hepatica* Edwards, C.M.; and Parry, T.  
anthelmintic trials, O., 1972 a  
sheep
- [*Fasciola hepatica*] Edwards, C. M.; and Parry, T.  
rafoxanide, diamphene- O., 1972 b  
thide, sheep
- Fasciola hepatica* Ehrlich, I.; Rijavec, M.; and  
urea excretion and syn- Kurelec, B., 1968 a  
thesis
- Fasciola hepatica* Enigk, K.; and Dey-Hazra, A.,  
mineral content and en- 1973 b  
zyme activity of blood plasma, mineral content of liver,  
pigs, prepatent fascioliasis
- Fasciola hepatica* Enigk, K.; Feder, H.; Dey-  
changes in mineral Hazra, A.; and Weingärtner, E.,  
content, blood plasma, 1972 a  
erythrocytes, liver, prepatent period, cattle
- Fasciola hepatica* Eriksen, E.; Eriksen, L.; and  
outbreak in zoo animals, Nansen, P., 1973 a  
grazed on pasture previous- Zoologisk Havc, København.  
ly used by domestic cattle

- Fasciola hepatica* human, double diffusion precipitin test, diagnosis Overall, P. H., 1970 a
- Fasciola hepatica* in swine, equines, camels, bovines and ovines, review Famerée, L.; and Cotteleer, C., 1971 a
- Fasciola hepatica* human (feces) Farid, H., 1971 a Isfahan area, central Iran
- Fasciola hepatica* calves with deficient cellular immunity, course of infection Flagstad, T.; Andersen, S.; and Nielsen, K., 1972 a
- Fasciola hepatica* occurrence with *Fascioloides magna* in same cattle liver Foreyt, W. J.; and Todd, A. C., 1972 a south Texas
- Fasciola hepatica* rabbits, superinfection per os and intraperitoneally, protective mechanisms, intestinal wall, liver parenchyma Fortmeyer, H. P., 1973 a
- Fasciola hepatica* diagnosis, cattle, latex tests and complement fixation reaction Frick, W., 1970 a
- Fasciola hepatica* cattle, epizootiology, pathogenicity, *Salmonella dublin* bovine carriers Frik, J. F., 1972 a
- Fasciola hepatica* diagnosis, cattle, indirect hemagglutination test, precipitation test, comparison studies Fujiki, M.; et al., 1969 a Japan
- Fasciola hepatica* Zenil, sheep Furmaga, S.; Gundiach, J. L.; and Sobieszewski, K., 1971 a
- Fasciola hepatica* cattle, leucocyte histamine release, migrating inhibitory factor, intermediate immune response Genchi, C.; Locatelli, A.; and Sartorelli, P., 1973 a
- Fasciola hepatica* humans, epidemiology, clinical aspects, treatment Gentilini, M.; and Carbon, C., 1968 a, figs. France
- Fasciola hepatica* snail identification Ghadirian, E.; and Hoghooghi, N., 1973 a Isfahan area, Iran
- Fasciola hepatica* human, clinical review, diagnosis, emetine, entobex Gisselbrecht, H.; and Piquard, M., 1962 a France
- Fasciola hepatica* transplanted adult, survival, migratory behavior, mouse peritoneal cavity Gold, D.; and Lengy, J., 1972 a
- Fasciola hepatica* immune rats harboring normal infection in bile ducts, evasion of host defense mechanism Goose, J.; and Macgregor, M., 1973 a
- Fasciola hepatica* cobalt, zinc content, fluke tissues, cattle liver Grabiec, S.; Jakutowicz, K.; and Michajłow, W., 1972 a
- Fasciola hepatica* embryos, metabolic activity by chemiluminescence method and surface potential measurement by powder electrode Grabiec, S.; and Michajłow, W., 1972 a
- Fasciola hepatica* survey of snail intermediate hosts *Limnaea viatrix* *Physa venustula* Grados B., O.; Fernandez R., W.; and de la Calzada, J., 1960 a, figs. Trujillo, Peru, all from
- Fasciola hepatica* eggs, sewage treatment methods Günthör, J., 1970 a
- Fasciola hepatica* ovine, bis (2-hydroxy 3,5-dichlorophenyl) sulfoxide Guilhaon, J. C.; and Barnabé, R., 1971 a
- Fasciola hepatica* ovine, Freon 112 Guilhaon, J. C.; Graber, M.; and Barnabé, R., 1971 a
- Fasciola hepatica* rats, glutathione quotient in liver after infection Harisch, G.; Dey-Hazra, A.; Schole, J.; and Enigk, K., 1972 a
- Fasciola hepatica* rats, highly immune to superinfection Hayes, T. J.; Bailer, J.; and Mitrovic, M., 1972 a
- Fasciola hepatica* rafoxanide, oxclozanide, nitroxylnil, diamphenethide, mice Hayes, T. J.; Bailer, J.; and Mitrovic, M., 1973 a
- Fasciola hepatica* Acedist, cattle Hell, G., 1973 a
- Fasciola hepatica* vector *Lymnaea truncatula*, life history, population fluctuations Heppleston, P. B., 1972 a
- Fasciola hepatica* control, ruminants Hilpert, E.; and Widder, U., 1971 a
- Fasciola hepatica* ewes Hjerpe, C. A.; Tennant, B. C.; Crenshaw, G. L.; and Baker, N. F., 1971 a California
- Fasciola hepatica* incidence, control Holtenius, P.; and Ljungberg, L., 1971 a Sweden
- Fasciola hepatica* immunofluorescence, diagnosis, larval stages, *Galba truncatula* Hörchner, F., 1972 a
- Fasciola hepatica* diagnosis, fecal examination, economical method Hohner, L., 1970 a
- Fasciola hepatica* experimental surgical transfer of adults, goats, rabbits, rats Hughes, D. L.; and Harness, E., 1972 a, figs.
- Fasciola hepatica* attempted demonstration of host antigen reaction by transfer of adult flukes into recipient animals immunized against donor Hughes, D. L.; and Harness, E., 1973 a, fig.
- Fasciola hepatica* attempted demonstration of host antigen reaction by transfer of immature flukes from donor mice and hamsters to rats immunized against the donors Hughes, D. L.; and Harness, E., 1973 b, figs.
- Fasciola hepatica* metabolic sensitivity, mammalian hormones Hutton, J. C.; Schofield, P. J.; and McManus, W. R., 1972 a
- Fasciola hepatica* abnormal morphology Ibañez Herrera, N.; and Miranda C., H., 1961 a, figs. Trujillo, Peru
- Fasciola hepatica* morphology, miracidium, photoreceptors, ultrastructure Isseroff, H.; and Cable, R. M., 1968 a, figs. 5-7

- Fasciola hepatica* absorption of mono-saccharides Isseroff, H.; and Read, C. P., 1974 a
- Fasciola hepatica* amino acids concentration, bile, cattle, rabbits, rats Isseroff, H.; Tunis, M.; and Read, C. P., 1972 a
- Fasciola hepatica* strain with large eggs, cattle Jansen, J., 1972 a near Utrecht, Netherlands
- F[asciola] *hepatica* biosynthesis of IgE antibodies, rats Jarrett, E.E.E., 1972 a
- Fasciola hepatica* diagnosis, cattle, agar gel precipitation Kapp-Burzynska, Z.; Nolewajka, E.; Pawlak, K.; and Szaflarski, J., 1971 a
- Fasciola hepatica* diagnosis, iodine and agar gel precipitation tests, cattle Kapp-Burzynska, Z.; Nolewajka, E.; Pawlak, K.; and Szaflarski, J., 1973 a
- Fasciola hepatica* sheep, necrotic hepatitis caused by *Clostridium* Katić, R. V.; et al., 1973 a
- Fasciola hepatica* combined hexachlorophene and nitroxylin, sheep Kendall, S. B.; and Parfitt, J. W., 1971 a
- Fasciola hepatica* carbon tetrachloride, sheep, mode of action Khalidi, A.; and Frankul, W., 1965 a
- Fasciola hepatica* diamphenethide, sheep, effective against all stages Kingsbury, P. A.; and Rowlands, D. ap T., 1972 a
- Fasciola hepatica* meat inspection, bile ducts of liver, cattle Klug-Simon, C.; and Gläsker, H., 1972 a
- Fasciola hepatica* hyperparasitized by *Nosema strigeoideae* (exper.), reduced production of metacercariae, possible biological control Knapp, S. E.; Baldwin, N.L.; and Presidente, P. J. A., 1972 a
- Fasciola hepatica* cattle, rafoxanide Knapp, S. E.; and Presidente, P.J.A., 1971 a
- Fasciola hepatica* cyclozanide, cattle fascioliasis, feed efficiency Knapp, S. E.; Schlegel, M.W.; Presidente, P.J.A.; and Armstrong, J. N., 1971 a
- Fasciola hepatica* human, raised levels of serum IgE Kojima, S.; Yokogawa, M.; and Tada, T., 1972 a
- Fasciola hepatica* control measures, economic importance Koudela, K.; and Bohuslav, R., 1968 a Czechoslovakia
- Fasciola hepatica* mice, pathology, course of infection, potential for anthelmintic screening Krzyt, W.; and van der Steen, E. J., 1972 a
- Fasciola hepatica* inability to detoxicate benzoic acid in vitro Kurelec, B., 1971 a
- Fasciola hepatica* benzoic acid, metabolic path Kurelec, B., 1971 b
- Fasciola hepatica* lack of carbamyl phosphate synthesis, arginine and pyrimidine dependence Kurelec, B., 1972 a
- Fasciola hepatica* benzoic acid derivatives, in vitro Kurelec, B.; et al., 1972 a
- Fasciola hepatica* Bilevon, horse Laber, G., 1971 a
- Fasciola hepatica* light and heavy infections, albino rats, biochemical and haematological parameters Lämmler, G.; and Schuster, J., 1973 a
- Fasciola hepatica* volatile fatty acid production from intermediary metabolites Lahoud, H.; Prichard, R. K.; McManus, W. R.; and Schofield, P. J., 1971 b
- Fasciola hepatica* adult, dissimilation, leucine, isoleucine, valine to volatile fatty acids Lahoud, H.; Prichard, R. K.; McManus, W. R.; and Schofield, P. J., 1971 c
- Fasciola hepatica* *Lymnaea bullinoides* (exper.) mice (exper.) Lang, B. Z., 1972 a
- Fasciola hepatica* immunization, 8 and 16-day-old worms, mice Lang, B. Z.; and Dronen, N. O. (jr.), 1972 a
- Fasciola hepatica* pyruvate kinase activity Lee, R. M.; and Vasey, H. M., 1970 a
- Fasciola hepatica* Bayer 9015 A, cattle and sheep Lee, R. P.; O'Nuallain, T.; and Power, J. H., 1966 a
- Fasciola hepatica* migration in human brain, serological diagnosis, clinical review Lefevre, J.P.; et al., 1970 a
- Fasciola hepatica* cattle, sheep, serum bilirubin Leidl, K., 1971 a
- Fasciola hepatica* Rafoxanide, field trials, sheep Leimbacher, F., 1972 a
- Fasciola hepatica* human distomial meningitis, diagnosis, atypical clinical aspects Leng-Lévy, J.; David-Chaussé, J.; and Herné, N., 1965 a France
- Fasciola hepatica* egg density distribution after centrifugation de León-Dancel, D.; Brown, R. A.; and Knight, W. B., 1972 a
- Fasciola hepatica* prevalence, dairy cows *Lymnaea cubensis* *L. columella* de León-Dancel, D.; Ritchie, L. S.; and Chiriboga, J., 1972 a all from Dorado Area, Puerto Rico
- Fasciola hepatica* pasture drainage, snail control Lesin'sh, K. P.; and Dañia, G. G., 1970 a
- Fasciola hepatica* treatment Ljubomir, C., 1971 a
- Fasciola hepatica* egg production, in vitro cultivation Locatelli, A.; and Paoletti, G., 1970 a
- Fasciola hepatica* humans, epidemic proportions in 1957-1958, watercress consumption, sanitary control measures Mandoul, R., 1968 a Lot lower valley, France

- Fasciola hepatica* maintenance and rearing of snails Melikov, Iu. F., 1973 a
- Fasciola hepatica* Lymnaea spp. as possible vectors Meskal, F. H., 1967 b Ethiopia
- Fasciola hepatica* metabolism, action of 2,6-dihydroxy-3,5-dichlorobenz-4'-chloroanilide Metzger, H.; and Düwel, D., 1973a
- Fasciola hepatica* sheep, incidence, economic loss Mielke, D., 1970 b Frankfurt/Oder
- Fasciola hepatica* diagnosis, sheep, Janecko-Urbanyi method, eggs Mišić, S., 1972 a
- Fasciola hepatica* meat-borne zoonoses, review Mitchell, J. R., 1968 a East Africa
- Fasciola hepatica* rafoxanide chevaux Moisan, C.; Jolivet, G.; and Pitre, J., 1972 a Normandie
- [*Fasciola hepatica*] grande douve 1963 survey Moraillon, P.; and Ramisse, J., 1963 a
- Fasciola hepatica* human, resulting in pleural effusion, differential diagnosis Moretti, G.; Broustet, A.; Beylot, J.-; and Amouretti, M., 1971 a
- Fasciola hepatica* diagnosis, fluorescent microscopy, sheep Movsesijan, M.; and Borojević, D., 1970 b
- Fasciola hepatica* various irradiation doses and antigenic potentiality, non-irradiated and irradiated metacercariae, antibody production, rabbits Movsesijan, M.; and Čuperlović, K. N., 1970 a
- Fasciola hepatica* metacercariae oral and subcutaneous infection, rabbits, mice, immune response, development Movsesijan, M.; and Čuperlović, K. N., 1973 a
- Fasciola hepatica* antigen detection and identification of sites, sera evaluation of infected animals Movsesijan, M.; Čuperlović, K. N.; and Sokolić, A., 1968 a
- [*Fasciola*] *hepatica* anemia, rats and rabbits,  $^{51}\text{Cr}$  studies Movsesijan, M.; Lalić, R.; and Borojević, D., 1970 a
- Fasciola hepatica* metacercaria attenuation, X-rays, assessment by erythrocyte kinetics Movsesijan, M.; and Sokolić, A., 1971 a
- Fasciola hepatica* [Bos taurus] Mukhamadiev, S. A., 1971 a Tadzhikistan
- Fasciola hepatica* antigens,  $^{75}\text{Se}$ -L-selenomethionine labelling Mulligan, W.; Čuperlović, K.; Borojević, D.; and Lalić, R., 1972 a
- Fasciola hepatica* man, common bile duct, surgical removal Munro, A. I., 1965 a Bath, England
- Fasciola hepatica* increased immunoglobulin synthesis, sheep, cattle Nansen, P., 1970 a
- Fasciola hepatica* anemia, albumin metabolism, cattle Nansen, P., 1971 a
- Fasciola hepatica* neonatally infected pigs, pigs infected at 8 weeks of age Nansen, P.; Andersen, S.; Harmer, E.; and Riising, H. J., 1972 a, fig.
- Fasciola hepatica* obstruction, common bile duct, 12-year-old boy Nicholas, J. L., 1970 a, fig. England (immigrant from Yemen)
- Fasciola hepatica* seasonal distribution, overwintering, cattle, control Nielsen, K.; et al., 1973 a Denmark
- Fasciola hepatica* Linneus 1758 Nilsson, O., 1971 a Sweden, all from *Capreolus capreolus* (liver) *Alces alces* (liver)
- Fasciola hepatica* Nitroxylnil Macropus ruficollis ben-netti (canal cholédoque, vésicule biliaire, parenchyme hépatique) Nouvel, J.; and Leclerc-Cassan, M. A., 1973 a réserve zoologique "Luzarche d'Azay", (Indre)
- Fasciola hepatica* anthelmintic trials, in vitro Oelkers, H. A., 1962 a
- Fasciola hepatica* snail control, clearing of vegetation Ogambo-Ongoma, A. H., 1972 a shores of Lake Victoria
- Fasciola hepatica* epidemiology, clinical aspects, control, review Olteanu, Gh., 1973 a Romania
- Fasciola hepatica* immature, recovery, sheep liver Ostlind, D. A.; Hartman, R. Yakstis, J. J.; and Campbell, W. C., 1972 a
- Fasciola hepatica* snail hosts, review Pampiglione, S.; and Toffolotto, F., 1971 a Italy
- Fasciola hepatica* ovine, control, drugs and molluscicides Papadopoulos, I., 1972 a Sardinia
- Fasciola hepatica* cercaria, taxis Pecheur, M., 1967 a
- Fasciola hepatica* metacercaria, egg out-put Pecheur, M., 1967 b
- Fasciola hepatica* destruction in liquid cattle manure, Licom system, aeration Persson, L., 1973 b
- Fasciola hepatica* host biochemistry, sheep Peters, E.; and Weingärtner, E., 1971 a
- Fasciola hepatica* eggs, cattle manure Pietsch, W.; and Buchwalder, R., 1971 a
- Fasciola hepatica* gelatinated glycerine, water and phenol gel, preparation, storage morphologically intact Pignatari de Martínez, F. M. R., 1968 a, figs.
- Fasciola hepatica* fixation, relaxants, adverse effects Pike, A. W.; and Aidley, J., 1972 a, figs.
- Fasciola hepatica* prediction of incidence, climate, water flow Pitois, M.; and Leimbacher, F., 1973 a, figs.

- Fasciola hepatica* Posthuma, D.; and Vaatstra, W. J., 1971 a  
carbon tetrachloride, changes in rabbit liver sterol patterns
- Fasciola hepatica* Povše, A.; Rijavec, M.; and Kurelec, B., 1973 a  
iodopanoic acid derivatives
- Fasciola hepatica* Povše, A.; Rijavec, M.; Kurelec, B.; and Zupet, P., 1972 a  
iodinated benzoic acid derivatives, in vitro
- Fasciola hepatica* Presidente, P. J. A.; and Knapp, S. E., 1972 a  
rafoxanide, calves
- Fasciola hepatica* Presidente, P.J.A.; Knapp, S. E.; and Nicol, K.D., 1973 a  
pathology, sheep, concurrent infection with *Haemonchus contortus*
- Fasciola hepatica* Presidente, P. J. A.; Knapp, S. E.; Schlegel, M. W.; and Armstrong, J. N., 1972 a  
clioxanide, calves
- Fasciola hepatica* Pullan, N. B.; and McNab, J. D., 1972 a  
sheep (livers)  
cattle " all from New Zealand slaughterhouses
- Fasciola hepatica* Pullan, N. B.; and Mansfield, C. B., 1972 a  
epidemiological study, treatment, sheep  
New Zealand
- Fasciola hepatica* L. Pullan, N. B.; Sewell, M. M. H.; and Hammond, J. A., 1970 a  
pathogenicity, lambs
- Fasciola hepatica* Pullan, N. B.; and Whitten, L. K., 1972 a  
epidemiology, sheep, cattle  
New Zealand
- Fasciola hepatica* Rahko, T., 1971 a  
intestinal epithelium structure, in vitro cultivation
- Fasciola hepatica* Rainsford, K. D., 1972 a  
unstabilized and stabilized egg-shell proteins, amino acid analyses
- Fasciola hepatica* Ramalingam, K., 1973 a  
eggshell histochemistry, absence of quinone tanning, dityrosine-containing protein
- Fasciola hepatica* Reid, J. F. S., 1973 a  
anthelmintic control program, sheep
- Fasciola hepatica* Reid, J. F. S.; Doyle, J. J.; Armour, J.; and Jennings, F. W., 1972 a  
cattle, parasite-free, weight gain
- Fasciola hepatica* Reuss, U.; and Hillmann, J.-G., 1971 a  
Nitroxynil, cattle
- Fasciola hepatica* Reznik, G. K., 1972 a  
intestinal lipase, histochemistry
- Fasciola hepatica* Raising, H.-J.; Nansen, P.; Nielsen, K.; and Haaning, K., 1973 a  
incidence, cattle  
Denmark slaughterhouses
- Fasciola hepatica* Romagnoli, A.; and Panebianco, F., 1964 b  
methridine, sheep
- Fasciola hepatica* Romaniuk, K., 1973 a  
diagnosis, coproscopic technique, cattle
- Fasciola hepatica* Rondelaud, D., 1973 a  
sporocyst development, localization in snail host  
Limousin
- Fasciola hepatica* Rondelaud, D.; and Vincent, M., 1973 a  
growth of *Galba truncatula*  
Limousin
- Fasciola hepatica* La Rosa G., V., 1968 a  
tetramisole, thiabendazole compared, sheep
- Fasciola hepatica* Rosado Carbo, G.; and Evinger, R. L., 1970 a  
bovine, control  
Puerto Rico
- Fasciola hepatica* Ross, J. G.; and Woodley, K., 1968 a  
forecasts, parasitic diseases, domestic animals  
Northern Ireland
- Fasciola hepatica* Rubaj, B.; Furmaga, S.; and Sobieszewski, K., 1972 a  
Zanil, Fasciolin, Distolon, liver damage, sheep
- Fasciola hepatica* Rusak, L. V.; and Zhuchkova, N. I., 1970 a  
tissues, free and bound histamine, chromatography
- Fasciola hepatica* Sabbaghian, G.H.; Arfaa, F.; Farahmandian, I.; and Jalali, H., 1972 a, figs.  
morphological variation, *F. gigantica*, economic importance in domestic animals (liver, gall bladder of all) buffalo cow goat sheep  
southwestern Iran, all from
- Fasciola hepatica* Saimot, G.; Coulaud, J. P.; Prieur, P.; and Payet, M., 1971 a  
human, case report
- Fasciola hepatica* Schmidt, U., 1971 a  
eggs, direct centrifugation method
- Fasciola hepatica* Schole, J.; et al., 1973 a  
increased resistance, diet changes, adrenalectomy, rats
- Fasciola hepatica* Schultze-Rhnhof, W., 1972 a  
incidence, red deer  
Bavarian Alps
- Fasciola hepatica* Seniuta, R.; and Gajos, E., 1972 a  
antigen chemical composition, enzyme activity
- Fasciola hepatica* Sevo, S., 1971 a, fig.  
identification of *Lymnaea truncatula*
- Fasciola hepatica* Sewell, M. M. H.; and Hammond, J. A., 1972 a  
fecal examination, sheep
- Fasciola hepatica* Shaw, J. N., 1972 a  
snail hosts, livestock, review  
Oregon
- Fasciola hepatica* Sibalić, S.; Lepojev, O.; Sokolić, A.; and Movsesijan, M., 1967 a  
immune response, normal and irradiated cysts, mice
- Fasciola hepatica* Sinclair, K. B., 1971 a  
resistance transfer attempts, sheep lymph node and spleen homogenates

- Fasciola hepatica* sheep, acquired resistance Sinclair, K. B., 1971 b
- Fasciola hepatica* chronic, anemia, hemorrhage, ovine Sinclair, K. B., 1972 a
- Fasciola hepatica* pathogenicity, pregnant sheep Sinclair, K. B., 1972 b
- Fasciola hepatica* sheep, re-infection, nature of resistance mechanisms Sinclair, K. B., 1973 a
- Fasciola hepatica*  
*Bubalus b. bubalis* de Siqueira, P. A.; Serra, O. P.; Franco Rocha, U.; and Serra, R. G., 1971 a  
Estado de São Paulo, Brasil
- Fasciola hepatica* pathomorphological changes, normal and irradiated, livers, mice Sofrenović, D.; Dordević, M.; Sכוליץ, A.; and Sibalić, S., 1967 a
- Fasciola hepatica* histomorphological changes, liver, irradiated S., 1968 a, figs. and nonirradiated metacercariae, mice Sofrenović, D.; Dordević, M.; Sכוליץ, A.; and Sibalić, S., 1968 a, figs.
- Fasciola hepatica* response of albino rats, irradiated and non-irradiated metacercariae Sokolić, A.; et al., 1968 a
- Fasciola hepatica* pathological lesions, liver, mice, comparison, *Taenia hydatigena*, *Mesocestoides* Specht, D.; and Widmern, E. A., 1972 a
- Fasciola hepatica* field hares (liver) Špeník, H.; et al., 1970 a  
Czechoslovakia
- Fasciola hepatica* survival, in liquid cattle manure Splisteser, H.; and Frick, W., 1973 a
- Fasciola hepatica* epidemiology, immunity, skin tests, complement, immunofluorescence, electrophoresis, comparison with fecal examination, Peruvian village children Stork, M. G.; et al., 1973 a
- Fasciola hepatica* isolation, specific antigen, antigen-antibody reactions Tailliez, R., 1970 a
- Fasciola hepatica* Zanil, cattle Tarczyński, S.; Markiewicz, K.; Romaniuk, K.; and Kuleta, Z., 1970 a
- Fasciola hepatica* meat packing industry, parasitic problems, literature review Thornton, H., 1969 a
- Fasciola hepatica* rafoxanide, bithionol sulfoxide, niclofolan, cattle Ueno, H.; et al., 1973 a
- Fasciola hepatica* diamphenethide, niclofolan, sheep Ueno, H.; and Morales, G. L., 1973 a
- Fasciola hepatica* nitroxylnil and accompanying molluscicides, control Urquhart, G. M.; Armour, J.; Doyle, J.; and Jennings, F. W., 1971 a
- Fasciola hepatica* bithionol, sheep Vasiliasukas, L., 1969 a
- Fasciola hepatica* sheep, control on pasture Vásquez Duclós, M. S.; Marchinares Ayllón, C. R.; and Rojas Flores, J., 1967 a  
Peru
- Fasciola hepatica* new anthelmintics, drug trials, structure and action Vodrázka, J., 1968 b
- Fasciola hepatica* Ranide, sheep Vujić, B.; and Čampa, B., 1972 a
- F[asciola] hepatica bovine Vujić, B.; Petrović, K. M.; Palić, D.; and Perić, Z., 1971 a  
vicinity of Beograd
- Fasciola hepatica* economic importance, survey, domestic animals, snail hosts, southwestern United States Wilson, G. I.; and Samson, K. S., 1971 a  
Stagnicola bulimoides tech-  
ella (nat. and exper.)  
S. palustris (exper.)  
Fossaria modicella (exper.) Colorado
- Fasciola hepatica* miracidium, tegument, ultrastructure Wilson, R. A., 1969 c, figs.
- Fasciola hepatica* fine structure and organization, musculature, miracidium Wilson, R. A., 1969 d
- Fasciola hepatica* acetate absorption, kinetics, pH, inhibition Wright, R. W.; and Isseroff, H., 1973 a
- Fasciola hepatica* diagnosis, radioisotopes Ziliotto, D., 1971 a, 379
- Fasciola indica* Varma, 1953  
cattle (liver)  
sheep "  
goat "
- Gariiev, B. G., 1970 a, fig. all from Fergana District, Uzbekistan
- Fasciola indica* (Varma, 1953) Sabbaghian, G. H.; Arfaa, F.; Farahmandian, I.; and Jalali, H., 1972 a  
Iran
- Fascioliasis* cattle, sheep, snail intermediate hosts, Frescon Allan, R., 1972 a
- Fascioliasis* bovine, liver, bacterial infection Bekajlo, R., 1971 a
- Fascioliasis* children, clinical review, diagnosis, case report Bijelić, A., 1960 a
- Fascioliasis* distribution, control measures, epizootiology, Slovenia Brglez, J., 1967 a
- Fascioliasis* zanil, sheep and cattle Broome, A. W. J.; and Jones, W. G. M., 1966 a
- Fascioliasis* hepatic, serum quinine oxidase activity, diagnosis, cattle Cho, T. H.; and Kim, D. W., 1968 a
- Fascio[liasis]* oxyclozanide, cattle Cotteleer, C.; and Fameree, L., 1971 a  
Belgium

- Fascioliasis Defoort, M.; Desloovere, J.; blood picture, coprological diagnosis, bovine Acedist, Bilevon-R, Distophene, Zanil, Trodax
- Fascioliasis Demidov, N.V.; Vishniauskas, hexachlorophene, sheep A. Iu.; and Mereminskiĭ, A.I., 1970 a
- Fascioliasis Gisselbrecht, H., 1957 a human, liver, case reports, small village epidemic Franche-Comté area
- Fascioliasis Godquin, B.; Lamy, Y.; Blanchard, J.; and Bernard, P., 1972 a human hepatic with intramuscular calcifications, dehydroemetine, case report
- Fascioliasis Goncharuk, I. S., 1959 a bovine, biochemical and organoleptic relationships, meat
- Fascioliasis Goncharuk, I. S., 1959 b percentage in beef Ukraine
- Fascioliasis Jolivet, G., 1971 a prevention, control, ruminants
- Fascioliasis Kasabov, R.; and Kolev, K., 1971 a ovine, bovine, incidence, control Lovesh okrug
- Fascioliasis Marton, E.; Bezjak, B.; and Breitenfeld, V., 1970 a human, differential diagnosis, clinical review Jugoslavia
- Fascioliasis Mazur, P. L., 1971 a hexachlorophene, sulfene, hexachloroethane, sheep
- Fascioliasis Odening, K., 1971 b, 127 pp., review figs.
- Fascioliasis Pavlov, V. F.; et al., 1959 a bovine, acute form L'vov region
- Fascioliasis Reddy, K. R., 1971 a sheep (liver, lungs, kidney) Hyderabad
- Fascioliasis Seawright, A.A.; Filippich, L.J.; and Steele, D.P., 1972 a prior administration of carbon disulphide reduces liver damage caused by carbon tetrachloride, sheep
- Fascioliasis Shtun, F. A.; and Marchenko, calves, calcium and phosphate exchange G. P., 1972 a
- Fascioliasis Steele, J. H., 1967 a human, FAO/WHO report
- Fascioliasis Talanti, S., 1971 a zoonosis, review
- Fascioliasis Teuscher, E., 1962 a epidemiology, diagnosis, treatment, review Switzerland
- Fascioliasis Trebukhin, M. V., 1971 a hexachloroparaxylol
- Fascioliasis Ugrin, I. N.; and Skovronskiĭ, R. V., 1959 a equine,  $CCl_4$  and  $C_2Cl_6$
- Fascioliasis Usui, M.; and Nagata, Y., 1971 a Acedist, Japanese black breed cattle
- Fascioliasis Wupper, O.; and Reuss, U., 1972 a Acedist, cattle
- Fascioliasis Zaprianov, M., 1971 b ovine, incidence, control Khaskov okrug
- Fascioloides magna Blažek, K., 1971 a globular leucocytes, biliary epithelium, roe deer, fallow deer, cattle
- Fascioloides magna (Bassi, 1875) Ward, 1917 Rangifer tarandus caribou (liver) Choquette, L. P. E.; Gibson, G. G.; and Simard, B., 1971 a, fig. near Indian House Lake, George River valley, Ungava interior, northeastern Quebec
- Fascioloides magna (Bassi, 1875) Erhardová-Kotrlá, B., 1971 a, 155 pp., figs. distribution, morphology, development, ecology, pathogenicity, extensive review Czechoslovakia
- Fascioloides magna Foreyt, W. J.; and Todd, A. C., 1972 a occurrence with Fasciola hepatica in same cattle liver +*Odocoileus virginianus* south Texas feral hogs " "
- Fascioloides magna Griffiths, H. J.; and Christensen, C. A., 1972 a metacercariae, survival in water, room temperature, under refrigeration, infectivity to guinea pigs
- Fascioloides magna Migaki, G.; Zinter, D. E.; and Garner, F. M., 1971 a, figs. pigs (liver) abattoirs in Norfolk, Va. and St. Paul, Minnesota
- Fascioloides magna Páv, J.; and Zajíček, D., 1971 b, fig. Cervus elaphus Květov
- Fascioloides magna Trainer, D. O., 1973 a Rangifer tarandus terrae-novae (liver) Wisconsin
- Fasciolopsiasis Steele, J. H., 1967 a FAO/WHO report
- Fasciolopsis buski Amouretti, M.; Quinton, A.; and Laporte, G., 1969 a clinical aspects, review France
- Fasciolopsis buski Cain, G. D., 1969 a hemoglobin studies
- Fasciolopsis buski Cain, G. D., 1969 b source of hemoglobin
- Fasciolopsis buski Cain, G. D., 1969 c purification and properties, hemoglobin
- Fasciolopsis buski Dufek, M.; et al., 1967 b mass therapy, foreign students' hostels, Ciba 32,644-Ba Czechoslovakia



- Fasciolopsis buski*  
ambilhar, man      Dufek, M.; and Kalivoda, R.,  
1967 c      *Fischoederius* sp.  
bovins (panse)      Le-Van-Hoa; and Nguyen-Dinh-  
Xinh, [1967 a]  
South Viêt-Nam
- Fasciolopsis buski*  
pigs (faeces)      Misra, S. C.; Das, D. N.;  
Patnaik, K. C.; and Mohapatra,  
H. C., 1972 a      *Fischoederius cobboldii*      Lee, S.-L., 1967 b  
Bhubaneswar      buffaloes (dorsal sac of      abattoir at Kuala Lumpur  
rumen, oesophageal groove)
- Faustula basiri* sp. n.  
*Hilsa sinensis* (intes-  
tine)      Hafeezullah, M.; and Siddiqi,  
A. H., 1970 a, 932, fig. 1  
Veraval      *Fischoederius elongatus*      Agrawal, R. D.; and Pande, B.  
cercaria, encystment and      P., 1971 a, figs.  
development, experimental animals
- Faustula gangetica* (Sri-  
vastava, 1935) Yamaguti,  
1958      Hafeezullah, M.; and Siddiqi,  
A. H., 1970 a, 933, fig. 2  
Bombay; Veraval      *Fischoederius elongatus*      Lee, S.-K., 1967 b  
(dorsal sac of rumen)      all from abattoir at Kuala  
Zebu cattle      Lumpur  
buffaloes
- Fellodistomid*[ae sp.]  
*Ostracion tuberculatus*  
(intestine)      Machida, M.; Ichihara, A.;  
and Kamegai, S., 1970 a  
sea north of the Tsushima  
Islands      Fluke, liver. See Liver fluke.  
Flukes. See Trematoda.

- Galactosomum fregatae* Prudhoe, 1949  
*Canis familiaris* (small intestine)
- Kamangara, D. W. W., 1971 c, fig.  
 Colombo (Western Province), Ceylon
- Galactosomum timondavidi* sp. n.  
 Syns.: *Microlistrum cochleariforme* Joyeux and Baer (not Rudolphi, 1819), 1928 sensu Braun, 1902; *Knipowitschetrema nicolai* Dubois and Mahon (not Isaichikov, 1927), 1959; ? *Knipowitschetrema echinatum* Gvozdev (not Timon-David, 1955), 1962  
*Larus argentatus* (small intestine)
- Pearson, J. C.; and Prévot, G., 1971 a, 1227-1230, figs. 1-3  
 (not Rudolphi, 1819), 1928 sensu Braun, 1902; ? *Knipowitschetrema echinatum* Gvozdev (not Timon-David, 1955), 1962  
 Port Saint Louis, France
- Gamacallum* gen. n.  
*Microcotylidae*, *Bradyhaptorinae*
- Unnithan, R. V., 1971 a, 366, 369, 392  
 mt: *G. macrorum* [sic] (Mac. & Mac., 1913) comb. n.
- Gamacallum macrorum* [sic] (Mac. & Mac., 1913) comb. n. (mt)
- Unnithan, R. V., 1971 a, 366, 369, 392
- Ganeo gazipurensis* n. sp.  
*Rana cyanophlyctis*
- Chakrabarti, K. K.; and Pandey, K. C., 1968 a, 218-219, fig. 1  
 tank of the village Gazipur (District Lucknow)
- Gastrocotyla* Ishii et Sawada, 1938  
 as syn. of *Gastrocotyle* van Ben. et Hesse, 1863
- Yamaguti, S., 1963 a
- Gastrocotyle* van Ben. et Hesse, 1863  
 Syn.: *Gastrocotyla* Ishii et Sawada, 1938
- Yamaguti, S., 1963 a
- Gastrocotyle indica*  
 population dynamics, age and sex of host  
*Caranx kalla* (gills)
- Radha, E., 1971 a  
 Madras coast, Indian Ocean
- Gastrocotyle thrissocles* Tripathi, 1959  
 as syn. of *Engraulicola thrissocles* (Tripathi, 1959) comb. n.
- Lebedev, B. I., 1971 a, 59
- Gastrocotyle thrissocles* Tripathi  
 as syn. of *Amphipolycotyle thrissocles* (Tripathi, 1959) n. comb.
- Yamaguti, S., 1963 a
- Gastrocotylinae* Sproston, 1946 (emend.)  
*Gastrocotylidae* Price, 1943  
 includes: *Gastrocotylini* trib. n.; *Amphipolycotylini* trib. n.; *Pseudoclidophorini* trib. n.; *Priceini* trib. n.; *Cypselurobranchitrematini* trib. n.
- Lebedev, B. I., 1971 a, 65-66  
 type genus: *Gastrocotyle* v. Beneden et Hesse, 1863  
 Allopseudaxine Yamaguti, 1943; Allopseudaxinoides Yamaguti, 1965; Arottestis Yamaguti, 1965; Pseudaxine Parona et Perugia, 1890; Pseudaxinoides Lebedev, 1968; Sibitrema Yamaguti, 1966
- Gastrodiscoides hominis* (Lewis and McConnell, 1876)  
 life history  
*Helicorbis coenosus* (exper.) pig (intestine) (nat. & exper.)
- Dutt, S. C.; and Srivastava, H. D., 1972 a, figs.  
 Bareilly, U.P. (abattoir)
- Gastrodiscoides hominus*  
*Macaca mulatta* (caecum, colon)
- Zwickor, G.M.; and Carlton, W. W., 1972 a
- Gastrodiscus* [sp.] bovins (gros intestin, caecum)
- Le-Van-Hoa; and Nguyen-Dinh-Xinh, [1967 a] South Viêt-Nam
- Gastrodiscus aegyptiacus*  
 life cycle  
 Bulinus (B.) forskalii donkey (exper.)
- Abdel-Malek, E. T., 1971 a, figs.  
 White Nile Reservoir at Kosti
- Gastrodiscus aegyptiacus*  
 horse (colon)
- Bracegirdle, J. R., 1973 a  
 Ethiopia
- Gastrodiscus aegyptiacus* (Cobbold, 1876) Railliet, 1893  
 morphology, anatomy, histology
- Gupta, N. K.; and Walia, S., 1971 a, figs.  
 India
- Gastrodiscus aegyptiacus* (Cobbold, 1876) Railliet, 1893  
 Phacochoerus aethiopicus  
 Hylochoerus meinertzagani
- Troncy, P. M.; Graber, M.; and Thal, J., 1972 a  
 all from Central Africa
- Gastrothylax crumenifer*  
 Lintex; Fasciol; Freon EU sheep
- Nath, D., 1971 a  
 District Sultanpur, Pratapgarh, and Agra, Uttar Pradesh
- Gastrothylax crumenifer* (Creplin, 1847)  
 cattle, incidence, epizootiology, control
- Nikitin, V. F., 1972 a  
 Astrakhansk oblast
- Gastrothylax elongatus*  
 sheep (rumen)  
 goats "
- Ashizawa, H.; Nosaka, D.; and Tateyama, S., 1970 a  
 all from Kumamoto Prefecture, Japan
- Gemmaecaputia* Tripathi, 1959  
*Discocotylidae*, *Gemmaecaputiinae* n. subfam.
- Yamaguti, S., 1963 a
- Gemmaecaputiinae* n. subfam.  
*Discocotylidae*, key  
 includes: *Gemmaecaputia* Tripathi, 1959
- Yamaguti, S., 1963 a, 195
- Genarchella* Travassos, Artigas and Pereira 1928  
 as syn. of *Halipegus* Looss, 1899
- Artigas, M. P.; and Chauhan, B. S., 1970 a, 146
- Genarchopsis thapari* n. sp.  
 snake (intestine)
- Gupta, S. P.; and Chakrabarti, K. K., 1966 a, 177-180, fig. 1 [Correction for Gupta, S. P.; and Chakravarti, K. K., 1966 a]
- Geneticoenterinae* n. subfam.  
*Dactylogyridae*  
 includes: *Geneticoenteron* Yamaguti, 1958
- Yamaguti, S., 1963 a, 23, 86

- Geneticoenteron Yamaguti, Yamaguti, S., 1963 a  
1958  
Dactylogyridae; Geneticoenterinae n. subfam.
- Genitocotyle acirrata Rodella, T. D.; and Nahhas, F.  
Cymatogaster aggregata M., 1969 a  
Amphisticus argenteus all from Tomales and Bodega  
Hyporprosoon argenteum Bays, California  
H. ellipticum  
Phanerodon furcatus
- Genolinea laticauda Hall, J. R.; and Pratt, I.,  
Clinocottus globiceps 1969 a  
Oligocottus maculosus all from Oregon
- Genolopa ampullae Lin- Nagaty, H. F.; and Abdel-Aal,  
ton, 1910 T. M., 1972 a, fig.  
Cheilinus lunulatus Red Sea
- Genolopa cheilini n. sp. Nagaty, H. F.; and Abdel-Aal,  
Cheilinus lunulatus T. M., 1972 a, 207, 209-210,  
Epinephelus sp. fig. 2  
ridy all from Red Sea
- Genolopa lunulata n. sp. Nagaty, H. F.; and Abdel-Aal,  
Cheilinus lunulatus T. M., 1972 a, 207-208, fig. 1  
Red Sea
- Genolopa trifolifer Nicoll, Hafeezullah, M., 1971 b, fig.  
1915 Bombay, Arabian Sea  
Pomadasyss hasta (intestine)
- Gigantobilharzia Odhner, Farley, J., 1971 a  
1910  
Schistosomatidae; Gigantobilharziinae  
key to species  
includes: G. gyrauli; G. tantali; G. huttoni; G. net-  
tapi; G. sturniae; G. acotylea; G. ardeola; G. lawayi;  
G. adami; G. huronensis; G. plectropteri; G. vittensis
- Gigantobilharzia suebica Farley, J., 1971 a  
Donges, 1964  
as syn. of Gigantobilharzia vittensis Reimer, 1963
- Gigantobilharzia vittensis Farley, J., 1971 a  
Reimer, 1963  
key  
Syn.: Gigantobilharzia suebica Donges, 1964
- Gigantobilharziinae (Mehra, Farley, J., 1971 a  
1940)  
Schistosomatidae  
key to genera  
includes: Gigantobilharzia; Dendritobilharzia
- Gigantocotyle bathycotyle Jain, S. P., 1970 a  
(Fischöder, 1901) Nasmark,  
1937  
biology, morphology  
Gyraulox convexusculus (nat. & exper.)  
kids (exper.)
- Glaucivermis gen. n. Overstreet, R. M., 1971 c,  
Zoogonidae 536  
tod: G. spinosus sp. n.
- Glaucivermis spinosus Overstreet, R. M., 1971 c,  
gen. et sp. n. (tod) 536-538, figs. 1-5  
Menticirrus americanus south of Horn Island and in  
(intestine and pyloric Davis Bayou, both near Ocean  
ceca) Springs, Mississippi
- Glomerocirrus sp. Machida, M.; Ichihara, A.;  
Aulopus japonicus and Kamegai, S., 1970 a  
(stomach) sea north of the Tsushima  
Islands
- Glomerocirrus sp. (im- Machida, M.; Ichihara, A.;  
mature) and Kamegai, S., 1970 a  
Percanthias japonicus sea north of the Tsushima  
(stomach) Islands
- Glythelmins Stafford, Nasir, P.; and Diaz, M. T.,  
1905, emend. 1970 a, 271  
Macroderoideae; Macroderoideinae  
key to species  
Syn.: Choledocystus Pereira and Cuocolo, 1941; Margeana  
Cort, 1919; Repandum Byrd and Maples, 1963
- Glythelmins sp. Esch, G. W., 1971 a  
Physsa spp. Gull Lake, Michigan
- Glythelmins sp. Fried, B.; and Stromberg, B.E.  
egg-shell precursors of 1971 a  
sclerotin, phenols, basic proteins, polyphenol oxidase
- Glythelmins africana Doll- Nasir, P.; and Diaz, M. T.,  
fus, 1950 1970 a, 271  
as syn. of Plagiorchis (P.) africana (Dollfus, 1950)  
Vercamen-Grandjean, 1960
- Glythelmins bilialis Suriano 1968  
Suriano 1968 230-  
+Leptodactylus ocellatus 232, fig.  
(intestino) República Argentina
- Glythelmins diana Nasir, P.; and Diaz, M. T.,  
key 1970 a, 272
- Glythelmins festina Cor- Nasir, P.; and Diaz, M. T.,  
dero, 1944 1970 a, 263  
as syn. of G. linguatula (Rudolphi, 1819) Travassos,  
1924
- Glythelmins hyloreus Martin, G. W., 1969 a, 747-  
n. sp. 752, figs. 1-6  
description and life all from near Corvallis,  
cycle Linn County, Oregon  
Hyla regilla (intestine) (nat. and exper.)  
Lymnaea stagnalis
- Glythelmins hyloreus Nasir, P.; and Diaz, M. T.,  
key 1970 a, 272
- Glythelmins incurvatum Nasir, P.; and Diaz, M. T.,  
key 1970 a, 272
- Glythelmins intermedium Nasir, P.; and Diaz, M. T.,  
(Caballero et al., 1944) 1970 a, 264  
Yamaguti, 1958  
as syn. of G. vesicalis (Ruiz and Leão, 1942) Yamaguti,  
1958

- Glythelmins linguatula* Nasir, P.; and Diaz, M. T.,  
(Rudolphi, 1819) Travassos, 1970 a, 263, figs.  
1924  
redescription, key  
Syns.: *G. festina* Cordero, 1944; *G. shastai* Ingles,  
1936  
*Bufo granulosis* (intestine) La Llanada de San Juan,  
Cumaná, Venezuela
- Glythelmins palmipedis* Nasir, P.; and Diaz, M. T.,  
key 1970 a, 272
- Glythelmins palmipedis* Suriano, D. M., 1970 a, 227-  
(Lutz 1928) Travassos 1930 229, figs.  
*Leptodactylus ocellatus* República Argentina  
(intestino, vesícula biliar)
- Glythelmins parva* Nasir, P.; and Diaz, M. T.,  
key 1970 a, 272
- Glythelmins pennsylvaniensis* Nasir, P.; and Diaz, M. T.,  
key 1970 a, 272
- Glythelmins proximus* Nasir, P.; and Diaz, M. T.,  
key 1970 a, 272
- Glythelmins quieta* Hollis, P. D., 1972 b  
Stafford, 1905 central east Texas  
*Rana catesbeiana*
- Glythelmins quieta* Nasir, P.; and Diaz, M. T.,  
key 1970 a, 272
- Glythelmins ramitesticularis* Nasir, P.; and Diaz, M. T.,  
key 1970 a, 272
- Glythelmins repandum* Nasir, P.; and Diaz, M. T.,  
key 1970 a, 272
- Glythelmins sera* Nasir, P.; and Diaz, M. T.,  
key 1970 a, 272
- Glythelmins shastai* Nasir, P.; and Diaz, M. T.,  
Ingles, 1936 1970 a, 263  
as syn. of *G. linguatula* (Rudolphi, 1819) Travassos,  
1924
- Glythelmins vesicalis* Nasir, P.; and Diaz, M. T.,  
(Ruiz and Leao, 1942) 1970 a, 264, figs.  
Yamaguti, 1958  
redescription, key  
Syns.: *Choledocystus vesicalis* Ruiz and Leao, 1942;  
*C. intermedium* Caballero, Bravo and Zerecero, 1944;  
*Glythelmins intermedium* (Caballero et al., 1944) Yama-  
guti, 1958  
*Bufo marinus* (liver, La Llanada de San Juan,  
biliary ducts, biliary Cumaná, Venezuela  
vesicle, intestine)
- Gogatea* Lutz 1935 Dwivedi, M. P.; and Chauhan,  
Syn.: *Szidatia* Dubois B. S., 1970 a, 144  
1938
- Gogatea incognitum* Baugh, Dubois, G., 1969 a, 551  
1958  
as syn. of *G. serpentium* (Gogate, 1932) Lutz, 1935
- Gogatea mehri* nom. nov. Dwivedi, M. P.; and Chauhan,  
Syn.: *Gogatea serpenti-* B. S., 1970 a, 145-146, 147  
*um indica* (Mehra 1947) Yamaguti, 1958  
*Tropidonotus piscator* Gokalpur tank, Jabalpur,  
(intestine) (M.P.) India
- Gogatea serpentium* (Gogate, Dubois, G., 1969 a, 551  
1932) Lutz, 1935  
Syns.: *G. serpentium* var. *indicum* H. R. Mehra, 1947;  
*G. incognitum* Baugh, 1958
- Gogatea serpentium* var. *in-* Dubois, G., 1969 a, 551  
*dicum* H. R. Mehra, 1947  
as syn. of *G. serpentium* (Gogate, 1932) Lutz, 1935
- Gogatea serpentium indica* Dwivedi, M. P.; and Chauhan,  
(Mehra 1947) Yamaguti, 1958 B. S., 1970 a, 145  
as syn. of *G. mehri* nom. nov.
- Gonocerca oregonensis* sp. n. McCauley, J. E.; Pequegnat,  
(stomach of all) J. E.; and Brownell, C. L.,  
*Chalinura filifera* 1970 a, 169-171, figs. 1-3  
*C. pectoralis* all from Pacific Ocean,  
*Parabassogigas grandis* off Oregon  
*macrourids*, unidentified
- Gonocerca phycidis* Issa, G. I.; and Ebeid, N. M.,  
Clarias lazera (distal and 1969 b  
proximal portion, intestine) Nile River, Egypt
- Gonoplasius longirostri* Lebedev, B. I., 1969 b  
(Robinson, 1961) Price, 1962 Tasman Sea; Great Australian  
*Caranx lutescens* Eight
- Gonoplasius truttae* n. sp. Dillon, W.A.; and Hargis, W.  
*Arripis truttae* (gills) J. (jr.), 1965 b, 251, 264,  
265, 269, pl. III, figs. 21-  
24  
Timaru, Canterbury Pro-  
vince, South Island, New  
Zealand
- Gonoplasius truttae* Dillon Lebedev, B. I., 1969 b, 70  
et Hargis, 1965  
as syn. of *Kahawaia truttae* (Dillon et Hargis, 1965)  
comb. n.
- Gorgodera* sp. Cain, G. D., 1969 a  
hemoglobin studies
- Gorgodera amplicava* Hollis, P. D., 1972 b  
Looss, 1899 central east Texas  
*Rana catesbeiana*
- Gorgodera australiensis* Suriano, D. M., 1970 a, 219,  
Johnston fig.  
*Leptodactylus ocellatus* República Argentina
- Gorgodera euzeti* Combes, C.; and Gerbeaux, M.  
Lees et Combes, 1968 T., [1971 a]  
*Rana ridibunda perezii* Pyrénées  
(vessie urinaire)
- Gorgodera microovata* Fuhr- Gassmann, M., 1972 a, fig.  
mann, 1924 all from Bonfol, Plain-de-  
*Rana temporaria* (vessie Saigne, La Chaux  
urinaire)  
*R. esculenta* (vessie urinaire)

- Gorgodera minima Cort, 1914  
Rana catesbeiana  
Hollis, P. D., 1972 b  
central east Texas
- Gorgoderina sp.  
egg-shell precursors of sclerotin, phenols, basic proteins, polyphenol oxidase  
Fried, B.; and Stromberg, B. E., 1971 a
- Gorgoderina attenuata tegument, lack of nucleosidediphosphatase activity  
Bogitsh, B. J.; and Krupa, P. L., 1972 a
- Gorgoderina attenuata Stafford, 1905  
Rana catesbeiana  
Hollis, P. D., 1972 b  
central east Texas
- Gorgoderina attenuata eggshell histochemistry  
Nollen, P. M., 1971 a
- Gorgoderina attenuata absence of testes, correlation with age, nutrition, season, frogs  
Nollen, P. M.; and Alberico, R. A., 1972 a
- Gorgoderina parvicava Travassos 1920  
Leptodactylus ocellatus  
Suriano, D. M., 1970 a, 220, fig.  
República Argentina
- Gotocotyla Ishii, 1936  
Gastrocotylidae, Gotocotylinae n. subfam., key  
Yamaguti, S., 1963 a
- Gotocotyla acanthophallus (MacCallum and MacCallum, 1913) Yamaguti, 1963  
Pomatomus saltatrix  
Kingston, N.; Dillon, W. A.; and Hargis, W. J. (jr.), 1969 a  
Chesapeake Bay area
- Gotocotyla elagatis Meserve as syn. of Pseudomicrocotyle elagatis (Meserve, 1938) n. comb.  
Yamaguti, S., 1963 a
- Gotocotyla meservei Yamaguti as syn. of Pseudomicrocotyle meservei (Yamaguti, 1953) n. comb.  
Yamaguti, S., 1963 a
- Gotocotylinae n. subfam. Gastrocotylidae, key to genera includes: Gotocotyla Ishii, 1936; Pseudomicrocotyle Sanders, 1947  
Yamaguti, S., 1963 a, 273, 279
- Guaicaipuria gen. n. Cathaemasiidae, Guaicaipuriinae [lapsus p. 192 as Guaicaipuria]  
Nasir, P.; Diaz, M. T.; and Marcano G., D., 1971 a, 190, 192  
mt: G. pseudoconcordia n. comb.
- Guaicaipuria pseudoconcordia (Nasir, Diaz, and Lemus de Guevara, 1969) comb. n. (mt)  
description of metacercaria and adult  
Syn.: Cercaria pseudoconcordia Nasir, Diaz, and Lemus de Guevara, 1969  
Rivulus harti (gills) (exper.)  
Lebistes reticulatus (gills) (exper.)  
Columba livia (exper.)  
Nasir, P.; Diaz, M. T.; and Marcano G., D., 1971 a, figs.
- Guaicaipuriinae subfam. n. Cathaemasiidae, key [lapsus p. 192 as Guaicaipuriinae]  
Nasir, P.; Diaz, M. T.; and Marcano G., D., 1971 a, 190, 192
- Guaicaipuria gen. n. [lapsus for Guaicaipuria]  
Nasir, P.; Diaz, M. T.; and Marcano G., D., 1971 a, 192
- Guaicaipuriinae subfam. n. [lapsus for Guaicaipuriinae]  
Nasir, P.; Diaz, M. T.; and Marcano G., D., 1971 a, 192
- Gussevia Kohn and Paperna, 1964  
as syn. of Urocleidus  
Price, C. E., 1967 h, 92, 93
- Gyliauchen papillatus (Goto and Matsudaira, 1918) Goto, 1919  
(intestine of all)  
Siganus sp.  
Siganus lineatus  
Durio, W. O.; and Manter, H. W., 1969 a  
New Caledonia  
Green Island, Queensland, Australia
- Gyliauchen papillatus (Goto et Matsudaira) Siganus fuscescens (intestine)  
Machida, M.; Ichihara, A.; and Kamegai, S., 1970 a  
sea north of the Tsushima Islands
- Gymnocalicotyle (Nybelin, 1941) n. rank  
Yamaguti, S., 1963 a, 159  
tod: G. inermis (Woolcock, 1936) [n. comb.]
- Gymnocalicotyle inermis (Woolcock, 1936) [n. comb.] (tod)  
Syn.: Calicotyle inermis Woolcock  
Yamaguti, S., 1963 a, fig.
- Gymnophalloides Fujita Lacuovermis Ching, 1965 and Meiogymnophallus Ching, 1965, not synonyms  
Ching, H. L., 1972 a
- Gymnophalloides tokiensis redescription  
Ching, H. L., 1972 a, fig.
- Gymnophallus [sp.] deformation of shell surface  
Venerupis pullastra  
Johannessen, O. H., 1973 a  
Seljehølen
- Gymnophallus nereicola hyperparasitized by Urosporidium jiroveci n. sp.  
Abra ovata  
Ormières, R.; Sprague, V.; and Bartoli, P., 1973 a  
Beauduc, Camargue. France
- Gynaecotyla adunca (Linton, 1905)  
Rallus longirostris (small intestine, rectum)  
Heard, R. W. III, 1970 a  
Louisiana; Georgia; South Carolina; North Carolina; Virginia; Maryland
- Gyrodactylus excretory systems, marginal hooks, systematics  
Malmberg, G., 1970 b
- Gyrodactylus subgen. of Gyrodactylus, diagnosis  
G. elegans-complex Malmberg, 1957  
Malmberg, G., 1970 b, 27, 147
- Gyrodactylus sp. Bromex-50, carp  
Lahav, M.; Sarig, S.; and Shilo, M., 1966 a
- Gyrodactylus sp. fine structure, outer epidermis  
Gasterosteus aculeatus (skin, fins)  
Lyons, K. M., 1970 b, figs.  
Emanuel College pond, Cambridge

- Gyrodactylus* (Paranephrotus) sp. Malmberg, G., 1973 a, figs. Lake Kakerjaure, Stora Sjöfallets National Park, NW Sweden
- G. hrabei*-group  
*Salmo trutta* (head)
- Gyrodactylus* sp. Martin, W. E.; and Multani, S., 1971 a  
*Gillichthys mirabilis* (gills)  
California; Mexico
- Gyrodactylus* sp. Nordman, 1832  
(gills of all)  
*Ictalurus melas*  
*I. natalis*
- Meade, T. G.; and Bedinger, C. A. (jr.), 1972 a, fig. eastern Texas, all from
- Gyrodactylus* sp. Meade, T. G.; and Bedinger, C. A. (jr.), 1972 a, fig. eastern Texas  
*Gambusia affinis* (gills)
- Osmanov, S. O., 1971 a, 127  
*Gyrodactylus* sp. 1  
*Esox lucius* (gills)  
Uzbekistan
- Osmanov, S. O., 1971 a, 127  
*Gyrodactylus* sp. 2  
[*Cottus spinulosus*] (skin)  
Uzbekistan
- Osmanov, S. O., 1971 a, 128, fig.  
*Gyrodactylus* sp. 3  
*Alburnoides taeniatus* (skin)  
Uzbekistan
- Osmanov, S. O., 1971 a, 128, fig.  
*Gyrodactylus* sp. 4  
*Chalcalburnus chalcoides aralensis* (skin, gills)  
Uzbekistan
- Osmanov, S. O., 1971 a, 130, fig.  
*Gyrodactylus* sp. 5  
*Glyptosternum reticulatum* (skin)  
Uzbekistan
- Rauckis, E., 1970 a  
*Gyrodactylus* sp.  
[*Perca fluviatilis*] (body surface)  
Lake Dusia, Lithuania
- Svobodová, Z.; and Tesarčík, J., 1973 a  
*Gyrodactylus* sp.  
diagnosis, carp, blood values
- Williams, E.H. (jr.); and Rogers, W.A., 1971 a  
*Gyrodactylus* sp. of Hargis, 1955  
as syn. of *G. hargisi* sp. n.
- Malmberg, G., 1970 b, 54-56, figs., pl.  
*Gyrodactylus aeglefini*  
Bychowsky et Poljansky, 19(53) [n. rank]  
Syn.: *G. marinus aeglefini* Bychowsky et Poljansky, 1953  
*Gadus aeglefinus* (gill filaments)
- Lester, R.J.G., 1972 a, figs.  
*Gyrodactylus alexanderi* (Mizelle and Kritsky, 1967)  
hooklet attachment to fish hosts, sloughed off with mucoid layers of fish  
*Gasterosteus aculeatus leiurus*
- Mizelle, J. D.; Kritsky, D. C.; and McDougal, H. D., 1969 a, 740-741, fig. 2  
*Gyrodactylus ambystomae* n. sp.  
*Ambystoma macrodactylum* (external surface)  
Lassen County, California
- Malmberg, G., 1970 b, 107-111, 112, 113, figs., pl.  
*Gyrodactylus anguillae*  
Ergens, 1960  
*Anguilla anguilla* (gill filaments, pharynx)  
Sweden
- Malmberg, G., 1970 b, 121-123, figs., pl.  
*Gyrodactylus aphyae* Malmberg, 19(57)  
Syn.: *G. wagneri aphyae* Malmberg, 1957  
*Phoxinus phoxinus* (skin, fins)  
Sweden
- Isakov, L. S., 1970 a  
*Gyrodactylus arcuatus*  
resistance to changes in salinity, *Gasterosteus*
- Malmberg, G., 1970 b, 31-39, figs., pl.  
*Gyrodactylus arcuatus* Bychowsky et Poljansky, 1953  
Syn.: *G. bychowskyi* Sproston  
*Gasterosteus aculeatus* (skin, fins, mouth, pharynx.)  
gill arches, gill filaments)  
Norway, Sweden, Finland, West Germany
- Finland, Sweden  
Sweden  
Sweden  
Sweden  
Sweden  
Sweden  
Finland, Norway
- Malmberg, G., 1970 b, 39  
*Gyrodactylus arcuatus elegini* Bychowsky (not Zhukov, 1960)  
as syn. of *G. elegini* Bychowsky, 19(48)
- Hanek, G.; and Fernando, C.H., 1971 a, figs.  
*Gyrodactylus* (Mesonephrotus) *atratali* Putz and Hoffman, 1963  
*Rhinichthys atratulus* (fins)  
Shelter Valley stream (2 mi N. of Grafton), Bay of Quinte area, Ontario
- Mizelle, J. D.; Kritsky, D. C.; and McDougal, H. D., 1969 a, 740-741, fig. 1  
*Gyrodactylus aurorae* n. sp.  
*Rana a. aurorae* (external surface)  
Klamath, Del Norte County, California
- Hanek, G.; and Fernando, C.H., 1971 a, figs.  
*Gyrodactylus* (Mesonephrotus) *avalonia* Hanek and Threlfall, 1969  
(fins of all)  
*Fundulus diaphanus*  
*Rhinichthys atratulus*  
*Lepomis gibbosus*  
*Gasterosteus aculeatus*  
all from Bay of Quinte area, Ontario
- Threlfall, W.; and Hanek, G., 1970 b  
*Gyrodactylus avalonia*  
Hanek and Threlfall, 1969  
*Salvelinus fontinalis*  
Avalon Peninsula, Newfoundland
- Malmberg, G., 1970 b, 69-73, figs., pl.  
*Gyrodactylus branchicus* Malmberg, 1964  
Syn.: *G. bychowskyi* Sproston *sensu* Bychowsky et Poljansky  
*Gasterosteus aculeatus* (gill filaments, pharynx)  
Swedish west coast
- Osmanov, S. O., 1971 a, 126, fig.  
*Gyrodactylus bubyri* Osmanov, 1965  
*Pomatoschistis caucasicus* (skin, fins)  
Uzbekistan

- Gyrodactylus bullatarudis* Turnbull, 1956  
Poecilia sphenops (external surface) Kritsky, D. C.; and Fritts, T. H., 1970 a, figs. Costa Rica
- Gyrodactylus bychowskyi* Sproston  
as syn. of *G. arcuatus* Bychowsky sensu Bychowsky et Poljansky, 1953 Isakov, L. S., 1970 a  
resistance to changes in salinity, *Gasterosteus*
- Gyrodactylus bychowskyi* Sproston  
as syn. of *G. arcuatus* Bychowsky sensu Bychowsky et Poljansky, 1953 Malmberg, G., 1970 b, 31
- Gyrodactylus bychowskyi* Sproston  
as syn. of *G. branchicus* Malmberg, 1964 Malmberg, G., 1970 b, 69
- Gyrodactylus bychowskyi* Sproston  
as syn. of *G. rarus* Wegener 1910 Malmberg, G., 1970 b, 61
- Gyrodactylus cernuae* Malmberg, 19(57)  
Acerina cernua (gill arches, gill filaments, pharynx) Malmberg, G., 1970 b, 128-130, figs., pl. Sweden; Finland
- Gyrodactylus chadzhikenti* Osmanov, 1964  
Diptychus dybowskii (skin) Osmanov, S. O., 1971 a, 121, fig. Uzbekistan
- Gyrodactylus costaricensis* sp. n.  
Poecilia sphenops (external surface) Kritsky, D. C.; and Fritts, T. H., 1970 a, 63, 64, 66-67, figs. 14-18  
3 km SW of Rincón, Puntarenas Province, Costa Rica
- Gyrodactylus cryptarum* n. sp.  
Gadus callarias (preopercular sensory canals of head) Malmberg, G., 1970 b, 48, 49, 53, 58-61, figs. 11, 12, 13, 15, pl. III  
Marine Biol. Station, Tromsø, Lanesodden, Southern part of Tromsøya, Norway
- Gyrodactylus ctenopharyngodonis*  
Ctenopharyngodon idella Musselius, V. A., 1969 a  
European USSR
- Gyrodactylus ctenopharyngodonis* Lin Mo-en, 1962  
Ctenopharyngodon idella (skin) Osmanov, S. O., 1971 a, 125  
Uzbekistan
- Gyrodactylus cyprini* Diarova, 1964  
Cyprinus carpio (skin) Osmanov, S. O., 1971 a, 125, fig. Uzbekistan
- Gyrodactylus dakotensis* sp. n.  
Ictiobus cyprinellus (external surface) Leiby, P. D.; Kritsky, D. C.; and Peterson, C. A., 1972 a, 447, 449, 452-453, figs. 15-17  
Missouri River in North Dakota, northern South Dakota
- Gyrodactylus dakotensis* Leiby et al., 1972  
Carpiodes carpio (skin) Kritsky, D.C.; Leiby, P.D.; and Shelton, M.E., 1972 a  
upper Missouri River system
- Gyrodactylus* (*Metanephrotus*) *dehtlari* n. sp.  
(gills of all)  
*Rhinichthys atratulus*  
*R. cataractae* Hanek, G.; and Fernando, C.H., 1971 a, 1331, 1336, 1340, figs. 21, 22  
all from Shelter Valley stream (2 mi N. of Grafton), Bay of Quinte area, Ontario
- Gyrodactylus elegans* Nordmann sensu Alarotu, 1944  
as syn. of *G. flesi* Malmberg, 1957 Malmberg, G., 1970 b, 86
- Gyrodactylus elegans* Nordmann sensu Kathariner (not Nordmann, 1832)  
as syn. of *G. katharineri* Malmberg, 1964 Malmberg, G., 1970 b, 116
- Gyrodactylus elegans* age of host  
Cyprinus carpio Mikailov, T. K.; and Pashaev, G. A., 1973 a  
Azerbaijan SSR
- Gyrodactylus elegans* Nordmann, 1832  
Cyprinus carpio  
Varicorhinus capoëta heratensis n. steindachneri  
Carassius auratus gibelio [Carassius carassius] Osmanov, S. O., 1971 a, 116, fig.
- Gyrodactylus elegans* kobayashii Hukuda, 1940  
Syn.: *G. e. yamagutii* Yin et Sproston, 1948 Yamaguti, S., 1963 a, 13
- Gyrodactylus elegans* yamagutii Yin et Sproston, 1948  
as syn. of *Gyrodactylus elegans* kobayashii Hukuda, 1940 Yamaguti, S., 1963 a, 13
- Gyrodactylus elegini* Bychowsky, 19(48)  
Syn.: *G. arcuatus* *elegini* Bychowsky (not Zhukov, 1960)  
*Eleginus navaga* (gill filaments) Malmberg, G., 1970 b, 39  
USSR
- Gyrodactylus emembranatus* n. sp.  
Gadus callarias (pharynx) Malmberg, G., 1970 b, 48, 49, 74, 75-77, figs. 11, 12, 19, 20, pl. IV  
Tromsø, Norway
- Gyrodactylus errabundus* n. sp.  
Zoarces viviparus (skin, fins) Malmberg, G., 1970 b, 78, 79, 101, 103-107, figs. 21, 22, 29, 30, 31, 32, pl. VI  
Tromsø, Sweden
- Gyrodactylus* (*Metanephrotus*) *etheostomae* Wellborn and Rogers, 1967  
*Etheostoma nigrum* (fins) Hanek, G.; and Fernando, C.H., 1971 a, figs.  
Shelter Valley stream (2 mi N. of Grafton), Bay of Quinte area, Ontario
- Gyrodactylus etheostomae* Wellborn and Rogers, 1967  
redescription  
*Etheostoma asprigene* (external surface) Kritsky, D.C.; and Leiby, P.D., 1971 a, figs.  
North Dakota
- Gyrodactylus* (*Metanephrotus*) *eucaliae* Ikezaki and Hoffman, 1957  
*Eucalia inconstans* (fins) Hanek, G.; and Fernando, C.H., 1971 a, fig.  
Shelter Valley stream (2 mi N. of Grafton), Bay of Quinte area, Ontario

- Gyrodactylus eucaliae* Malmberg, G., 1970 b, 46-47, 48, 50, figs., pl.  
 Ikezaki et Hoffman, 1957  
 r description of sp. ciao North Dakota, USA  
*Eucalia inconstans* (gills, skin, fins)
- Gyrodactylus flesi* Malmberg, G., 1970 b, 86-88, figs., pl.  
 berg, 1957  
 Syn.: *G. elegans* Nordmann West Germany, Sweden, Finland  
 sensu Alarotu, 1944  
*Pleuronectes flesus* (fins, gill filaments)
- Gyrodactylus flexibiliradix* Malmberg, G., 1970 b, 78, 79, n. sp. 93-95, figs. 21, 22, 25, 27, 27, pl. V  
*Pleuronectes flesus* (gill filaments) Sweden, West Germany
- Gyrodactylus* (*Mesonephrotus*) *freemani* n. sp. Hanek, G.; and Fernando, C.H., 1971 a, 1331, 1332, 1333, 1334, 1335, fig. 4  
*Perca flavescens* (fins) Bay of Quinte (1 mi E. of Fisheries Research Station, Picton), Ontario
- Gyrodactylus gobii* Schulman, 1953 Osmanov, S. O., 1971 a, 123  
 [Gobio gobio] (skin, gills) all from Uzbekistan  
*Gobio gobio lepidolaemus* (skin, gills)
- Gyrodactylus gobioninum* Osmanov, S. O., 1971 a, 124  
 Gussev, 1955 Uzbekistan  
*Gobio gobio lepidolaemus* (gills, fins)
- Gyrodactylus* (*Metanephrotus*) *goerani* n. sp. Hanek, G.; and Fernando, C.H., 1971 a, 1331, 1336, 1339, fig. 17  
*Ambloplites rupestris* (fins) Bay of Quinte (1 mi W. of Fisheries Research Station, Picton), Ontario
- Gyrodactylus gracilihamatus* Malmberg, G., 1970 b, 124-126, figs., pl.  
 Malmberg, 1964  
 Syn.: *G. wageneri* scardinii Malmberg, 1957 [p.p.]  
*Alburnus alburnus* (fins) Sweden, Finland  
*Leuciscus rutilus* Sweden
- Gyrodactylus gracilis* Tomatik, E.N.; and Esinenko-Marits, N. M., 1968 a  
*Gobio gobio* all from Moldavian reservoirs  
*Cyprinus carpio*
- Gyrodactylus groschafti* Ergens, R., 1973 a, 77-78, sp. nov. fig. 1a-c  
*Clarias lazera* (gills) River Nile & Abu Sarda canal near Cairo
- Gyrodactylus hargisi* sp. n. Williams, E.H. (jr.); and Rogers, W.A., 1971 a, 845, 846, figs. 8-10  
 Syn.: *Gyrodactylus* sp. of Hargis, 1955  
*Cyprinodon variegatus* (gill filaments) tidal pool, Dauphin Island, Alabama
- Gyrodactylus* (*Paranephrotus*) *hrabei* Ergens, 1957 Malmberg, G., 1973 a, figs. 1-3  
*G. hrabei*-group
- Gyrodactylus katharineri* Malmberg, G., 1970 b, 116-120, fig., pl.  
 Malmberg, 1964  
 Syn.: *G. elegans* Nordmann sensu Kathariner (not Nordmann, 1832)  
*Cyprinus carpio* (skin, fins) Sweden; West Germany
- Gyrodactylus kutikovana* Malmberg, G., 1970 b, 41  
 Malmberg, 1964 USSR  
*Coreogadus saida* (gill filaments)
- Gyrodactylus* (*Metanephrotus*) *limi* Wood and Mizelle, 1957 Hanek, G.; and Fernando, C.H., 1971 a, fig. 1  
*Umbra limi* (fins) Waring's Creek (W. of Bloomfield), Bay of Quinte area, Ontario
- Gyrodactylus lotae* Gussev, 1953 Malmberg, G., 1970 b, 80-84, figs.  
*Lota lota* (skin, fins, pharynx, gill arches, gill filaments) Sweden, Finland
- Gyrodactylus lucii* Kulkovskaya, 1952 Malmberg, G., 1970 b, 130-134, figs., pl.  
 Syn.: *G. wageneri lucii* Malmberg, 1957  
*Esox lucius* (skin, fins) Sweden; Finland; Ukraine, USSR
- Gyrodactylus lucii* [Esox lucius] (body surface) Rauckis, E., 1970 a  
 Lake Dusia, Lithuania
- Gyrodactylus* (*Metanephrotus*) *macrochiri* Hoffman and Putz, 1964 Hanek, G.; and Fernando, C.H., 1971 a, figs. 1-3  
*Micropterus salmoides* all from Bay of Quinte (1 mi W. of Fisheries Research Station, Picton), Ontario  
*M. dolomieu* (fins of all)
- Gyrodactylus macrochiri* Malmberg, G., 1970 b, 50-52, 53, 54, figs., pl.  
*Lepomis macrochirus* (fins) West Virginia, USA
- Gyrodactylus marinus* Bychowsky et Poljansky, 1953 Malmberg, G., 1970 b, 56-58, figs., pl.  
*Thoragra chalcogramma* USSR  
*chalcogramma* (gill filaments)
- Gyrodactylus marinus aeglefini* Bychowsky et Poljansky, 1953 Malmberg, G., 1970 b, 54  
 1953  
 as syn. of *G. aeglefini* Bychowsky et Poljansky, 19(53) [n. rank]
- Gyrodactylus markskulensis* Osmanov, S. O., 1971 a, 119  
 Gvosdev, 1950 Uzbekistan, all from  
*Gobio g. lepidolaemus* (skin)  
 [G. g. natio acutipinnatus] (skin)
- Gyrodactylus medius* Kathariner sensu Markowski, 1938 Malmberg, G., 1970 b, 100  
 as syn. of *G. perlucidus* Bychowsky et Poljansky, 1953
- Gyrodactylus medius* Kathariner, 1893 Osmanov, S. O., 1971 a, 124, fig. 1  
*Carassius auratus gibelio* all from Uzbekistan  
 [Cyprinus carpio haematopterus]  
*Cyprinus carpio*
- Gyrodactylus medius* *Carassius* Tomatik, E.N.; and Esinenko-Marits, N. M., 1968 a  
*Cyprinus carpio* all from Moldavian reservoirs
- Gyrodactylus mizellei* Kritsky, D.C.; and Leiby, P.D., 1971 a, 200-201, figs. 1-3  
 sp. n.  
*Stizostedion canadense* all from Garrison Dam tail-race, Missouri River near Riverdale, Mercer Co., North Dakota  
*S. vitreum* (external surface of all)



- Cyrodactylus mobilensis* sp. n. Williams, E.H. (jr.); and Rogers, W.A., 1971 a, 845, 846, 847, figs. 12-16  
(gill filaments) tidal pool, Dauphin Island, Alabama
- Cyrodactylus montanus* Bychowsky, 1957 Osmanov, S. O., 1971 a, 120, fig.  
Schizothorax intermedius (skin, fins) Uzbekistan
- Cyrodactylus mutabilis* Bychowsky, 1957 Osmanov, S. O., 1971 a, 121  
Varicorhinus capoeta heratensis natio steindachneri (gills, skin) Uzbekistan
- Cyrodactylus nagibinae* Gussev, 1962 Osmanov, S. O., 1971 a, 126  
Cyprinus carpio (skin, gill filaments) Uzbekistan
- Cyrodactylus* (Metanephrotus) nebulosus Kritsky and Mizelle, 1968 Hanek, G.; and Fernando, C.H., 1971 a, fig.  
Ictalurus nebulosus (fins) (2 mi W. of Bloomfield), Ontario
- Cyrodactylus nemachili* age of host Bychowsky, 1936 Mikailov, T. K.; and Pashaev, G. A., 1973 a  
Cyprinus carpio (skin, fins) Azerbaïdžhan SSR
- Cyrodactylus nemachili* Bychowsky, 1936 Osmanov, S. O., 1971 a, 117, fig.  
Nemachilus stoliczkae N. dorsalis N. malapterurus Schizothorax intermedius all from Uzbekistan
- Cyrodactylus nemachili* Tommatik, E.N.; and Esinenko-Marits, N. M., 1968 a  
Gobio gobio Abramis brama all from Moldavian reservoirs
- Cyrodactylus neotropicalis* sp. n. Kritsky, D. C.; and Fritts, T. H., 1970 a, 63, 64, 67, figs. 9-13  
Astyanax fasciatus (external surface) 3 km SW of Rincón, Puntarenas Province, Costa Rica
- Cyrodactylus parvicopula* Bychowsky, 1933 Osmanov, S. O., 1971 a, 118, fig.  
Abramis brama (gill filaments) Uzbekistan
- Cyrodactylus parvicopula* Bychowsky, 1933 Shaova, N. D., 1969 b  
high floods, changes in parasite fauna [Abramis brama] Kuban river
- Cyrodactylus parvicopula* Abramis brama Tommatik, E.N.; and Esinenko-Marits, N. M., 1968 a  
Moldavian reservoirs
- Cyrodactylus parvus* (?) Bychowsky, 1936 Osmanov, S. O., 1971 a, 118  
Nemachilus stoliczkae (gill filaments) N. dorsalis [Nemachilus strauchi] all from Uzbekistan
- Cyrodactylus perlucidus* Bychowsky et Poljansky, 1953 Malmberg, G., 1970 b, 100, figs., pl.  
Syn.: *G. medius* Kathariner sensu Markowski, 1938  
Zoarces viviparus (gill arches, gill filaments) Sweden, Finland, Norway  
*Z. viviparus elongatus* (gill arches, gill filaments) USSR
- Cyrodactylus pharyngicus* Malmberg, G., 1970 b, 42-44, Malmberg, 1964 45, figs., pl.  
Cadus callarias (pharynx) all from Norway  
*G. aeglefinus* (pharynx, gill arches)
- Cyrodactylus* (Mesonephrotus) prolongis Hargis, 1955 Hanek, G.; and Fernando, C.H., 1971 a, fig.  
Fundulus diaphanus (fins) West Lake (1 mi W. of Bloomfield), Bay of Quinte area, Ontario
- Cyrodactylus prolongis* Hargis, 1955 Williams, E.H. (jr.); and Rogers, W.A., 1971 a, figs.  
redescription all from Alabama  
Cyprinodon variegatus Fundulus grandis
- Cyrodactylus pungitii* Malmberg, G., 1970 b, 134-140, figs., pl. Malmberg, 1964  
Syn.: *G. rarus* Wegener sensu Bychowsky  
Casterosteus pungitius (skin, fins) Sweden, Finland
- Cyrodactylus pusanovi* Osmanov, S. O., 1971 a, 125, fig.  
Osmanov, 1965 Alburnoides taeniatus (gills) Uzbekistan
- Cyrodactylus rarus* Wegener, Malmberg, G., 1970 b, 61-63, 64, 65, 66-68, figs., pl.  
Syn.: *G. bychowskyi* Sproston sensu Gussev all from Sweden, Finland,  
Casterosteus pungitius West Germany  
(gill filaments, pharynx, skin, fins)  
Pungitius p. sinensis (gills)
- Cyrodactylus rarus* Wegener sensu Bychowsky Malmberg, G., 1970 b, 134  
as syn. of *G. pungitii* Malmberg, 1964
- Cyrodactylus rarus* Wegener, Osmanov, S. O., 1971 a, 121, 1909 fig.  
Pungitius platygaster aralensis (gills, fins) Uzbekistan
- Cyrodactylus rarus* Wagener, 1907 Wootton, R., 1973 a  
Pungitius pungitius (gills, fins, body surface) Hanningfield Reservoir, Essex
- Cyrodactylus robustus* Malmberg, 1957 Malmberg, G., 1970 b, 89-91, figs.  
Pleuronectes flesus (fins) Sweden
- Cyrodactylus rysavyi* sp. nov. Ergens, R., 1973 a, 78-79, fig. 2a-d  
Clarias lazera (fins, skin) River Nile & Abu Sarda canal near Cairo
- Cyrodactylus rysavyi* forma A Ergens, R., 1973 a, fig. 2e  
Clarias lazera (skin) Abu Sarda canal

- Gyrodactylus scardinius* Malmberg, G., 1970 b, 123-124, figs., pl.  
 Malmberg, 19(57)  
 Syn.: *G. wageneri scardinius* Malmberg (not Yamaguti, 1963), 1957 [p.p.]  
*Leuciscus erythrophthalmus* Sweden  
 (fins)
- Gyrodactylus schmidti* Kritsky, D.C.; and Leiby, P.D., 1971 a, 200, 202, figs. 7-9  
 sp. n. Stizostedion vitreum (external surface) Garrison Dam tailrace, Missouri River near Riverdale, Mercer Co., North Dakota
- Gyrodactylus schulmani* Mikailov, T. K.; and Pashaev, G. A., 1973 a  
 age of host Azerbaijan SSR  
*Cyprinus carpio*
- Gyrodactylus seravschani* Osmanov, S. O., 1971 a, 120, 1965  
 Osmanov, 1965  
*Schizothorax intermedius* Uzbekistan  
 (gills)
- Gyrodactylus sprostonae* Osmanov, S. O., 1971 a, 119  
 Lin Mo-en, 1962 all from Uzbekistan  
*Carassius auratus gibelio* (gills)  
*Cyprinus carpio* (gills)
- Gyrodactylus* (Mesonephrotus) *stunkardi* Kritsky and Mizelle, 1968  
 Hanek, G.; and Fernando, C.H., 1971 a, figs.  
 all from Shelter Valley stream (2 mi N. of Grafton), Bay of Quinte area, Ontario  
*Etheostoma nigrum* (fins)  
*Rhinichthys cataractae* (gills)  
*R. atratulus* (gills)
- Gyrodactylus tincae* Malmberg, 19(57)  
 Malmberg, G., 1970 b, 126-128, figs. pl.  
 Syn.: *G. wageneri tincae* Malmberg, 1957  
 Finland, Sweden, West Germany
- Gyrodactylus unicopula* Malmberg, G., 1970 b, 91-93, 1955 ?  
 Gluchowa, 1955 ?  
 Syn.: *G. unicopula* Gluchowa *sensu* Zhukov, 1960  
 USSR (Bering Sea)  
*Pleuronectes stellatus* (gills, fins)
- Gyrodactylus unicopula* Malmberg, G., 1970 b, 91  
 Gluchowa *sensu* Zhukov, 1960  
 as syn. of *G. unicopula* Gluchowa, 1955 ?
- Gyrodactylus unipons* n. sp. Malmberg, G., 1970 b, 78, 79, 95-97, 98, figs. 21, 22, 26, 27, pl. 5  
 Pleuronectes platessa (gill filaments) Kristineberg, Sweden; Tromsø, Norway
- Gyrodactylus vicinus* Bychow-Osmanov, S. O., 1971 a, 119  
 sky, 1957 Uzbekistan  
*Schizothorax intermedius* (gills, skin)
- Gyrodactylus viriosus* C. i. l., S. M., 1969 a  
 Hypentelium nigricans Rock Creek, Fannin County, Georgia  
 (gills)
- Gyrodactylus wageneri* Malmberg, G., 1970 b, 121  
 aphyae Malmberg, 1957  
 as syn. of *G. aphyae* Malmberg, 19(57)
- Gyrodactylus wageneri* Malmberg, G., 1970 b, 130  
 lucii Malmberg, 1957  
 as syn. of *G. lucii* Kulakovskaya, 1952
- Gyrodactylus wageneri* *scardinius* Malmberg (not Yamaguti, 1963), 1957 [p.p.]  
 Malmberg, G., 1970 b, 123  
 as syn. of *G. scardinius* Malmberg, 19(57)
- Gyrodactylus wageneri* *scardinius* Malmberg, 1957 [p.p.]  
 Malmberg, G., 1970 b, 124  
 as syn. of *G. graciliharatus* Malmberg, 1964
- Gyrodactylus wageneri* *scardinius* Malmberg, 1956  
 Osmanov, S. O., 1971 a, 126, fig.  
 Scardinius erythrophthalmus Uzbekistan  
 (gills)
- Gyrodactylus wageneri* *tincae* Malmberg, G., 1970 b, 126  
 cae Malmberg, 1957  
 as syn. of *G. tincae* Malmberg, 19(57)

- Haematoloechus* sp. Esch, G. W., 1971 a  
Gyraulus sp. Wintergreen Lake, Michigan
- Haematoloechus* sp. Hristovski, N. D.; and Riggio, S., 1971 a  
*Bufo viridis* (lungs) Bukovo River, Bitola
- Haematoloechus* sp. Kotikova, E. A., 1969 a, fig.  
nervous system morphology, localization of cholinesterases
- Haematoloechus* sp. Schaefer, F. W.; and Etges, F. J., 1969 a  
hyperparasitized by *Alaria marcionae* Oshkosh, Wisconsin  
*Rana pipiens* (lung)
- Haematoloechus breviplexus* Hollis, P. D., 1972 b  
Stafford, 1902 central east Texas  
*Rana catesbeiana*
- Haematoloechus longiplexus* Uglem, G. L.; and Beck, S. M., 1972 a  
aminopeptidase activity, frogs
- Haematoloechus medioplexus* Bair, T. D.; and Peters, M., 1971 a  
osmoregulation
- Haematoloechus medioplexus* Bogitsh, B. J., 1970 a, figs.  
light and fine structure morphology, physiological role, Mehlis' glands, cytochemistry
- Haematoloechus medioplexus* Bogitsh, B. J., 1971 b, figs.  
tegument, Golgi complexes
- Haematoloechus medioplexus* Bogitsh, B. J.; and Krupa, P. L., 1972 a, figs.  
nucleosidediphosphatase activity, tegument
- Haematoloechus medioplexus* Burton, P. R., 1972 a, figs.  
spermatozoa fine structure and differentiation, spermatogenesis
- Haematoloechus medioplexus* Burton, P. R., 1973 a, figs.  
substructure and enzyme distribution, axial unit of spermatozoa
- Haematoloechus medioplexus* Burton, P. R.; and Silveira, M., 1971 a, figs.  
ultrastructure, sperm, electron microscopic and optical diffraction studies, negatively stained axial units
- Haematoloechus medioplexus* Cain, G. D., 1969 a  
no hemoglobin shown
- Haematoloechus medioplexus* Dike, S. C., 1969 a, figs.  
intracellular digestion, acid phosphatase activity, cecal ultrastructure
- Haematoloechus medioplexus* Fried, B.; and Stromberg, B. E., 1971 a  
egg-shell precursors of sclerotin, phenols, basic proteins, polyphenol oxidase
- Haematoloechus medioplexus* Hollis, P. D., 1972 a  
seasonal incidence, host sex influence, *Rana pipiens*
- Haematoloechus medioplexus* Nollen, P. M., 1971 a  
eggshell histochemistry
- Haematoloechus medioplexus* Pappas, P. W., 1971 b, figs.  
arginine, absorption, assimilation, excretion
- Haematoloechus pyrenaicus* Combes, C.; and Gerbeaux, M. T., [1971 a]  
Combes, 1965 *Rana ridibunda perezii* Pyrénées  
(poumons)
- Haematoloechus similis* Combes, C.; and Gerbeaux, M. T., [1971 a]  
Looss, 1899 *Rana ridibunda perezii* Pyrénées  
(poumons)
- Haematoloechus variegatus* Gassmann, M., 1972 a, fig.  
Rudolphi, 1919 *Rana esculenta* (poumons)
- Haematotrephus* (Uvitellina) macroisophaga (Hannum and Wilson, 1934) Dollfus, 1948  
Recurvirostra americana (body cavity)
- Haliotrema allornata* n. sp. Paperna, I., 1972 a, 51-52, 61, figs. 17-24  
Myripristis murdjan Eilat port area, Northwest Eilat gulf
- Haliotrema ampliopuspidis* sp. n. Bykhovskii, B. E.; and Nagibina, L. F., 1971 a, 36-37, fig. 6(2)  
Leiognathus equulus South China Sea (Hainan)
- Haliotrema balisticus* (Hargis, 1955) n. comb. Yamaguti, S., 1963 a  
Syn.: *Ancyrocephalus balisticus* (Hargis)
- Haliotrema balisticus* attachment apparatus Kearns, G. C., 1971 b, figs.  
Balistes capriscus (gills) Lisbon
- Haliotrema calcaris* sp. n. Bykhovskii, B. E.; and Nagibina, L. F., 1971 a, 29-30, figs. 3, 4(1)  
Lutianus sp. (gills) South China Sea (Hainan)
- Haliotrema ctenochaeti* Paperna, I., 1972 a, figs. 39-40  
Young, 1968 Acanthurus sp. northwest Eilat gulf (Taba coral reef)
- Haliotrema dascyllusi* n. sp. Paperna, I., 1972 a, 52-54, 61, figs. 30-38  
Dascyllus trimaculatus northwest shores of Eilat gulf (Taba coral reef)
- Haliotrema eilatitica* (Paperna, 1965) Young, 1968 Paperna, I., 1972 a  
Syn.: *Ancyrocephalus teuthis eilatitica* Paperna, 1965  
Acanthurus sp. northwest Eilat gulf: Taba coral reef and El Khamira bay
- Haliotrema epinepheli* Paperna, I., 1972 a, figs. 25-29  
Young, 1968 *Epinephelus chlorostigma* coral reef off El Blain, Suez gulf
- Haliotrema* (Pseudohaliotrema) fusiforme Yamaguti, S., 1963 a  
as syn. of *Pseudohaliotrema fusiforme* (Yamaguti, 1953), n. comb.
- Haliotrema geminatohamula* sp. n. Bykhovskii, B. E.; and Nagibina, L. F., 1971 a, 33-34, fig. 5(1)  
Leiognathus equulus South China Sea (Hainan)
- Haliotrema grandis* (Mizelle and Kritski, 1969) n. comb. Paperna, I., 1972 a, 55-56, 61, figs. 41-45  
Chaetodon chrysurus coral reefs of northwest Eilat gulf (Taba and Coral Beach)

- Haliotrema longitubocirrus* sp. n. Bykhovskii, B. E.; and Nagibina, L. F., 1971 a, 31, 32-33, fig. 4(4)  
Lutianus lutianus all from South China Sea (Hainan)  
L. vitta (gills of all)
- Haliotrema macassariensis* [sic] (Yam., 1963) comb. n. Bykhovskii, B. E.; and Nagibina, L. F., 1971 a, 28, figs. 1(2), 2(2)  
Syns.: *Ancyrocephalus platycephali* [of] Yam., 1953; *A. macassariensis* [sic] Yam., 1963  
*Platycephalus indicus* (gills) South China Sea (Hainan)
- Haliotrema mugilinus* (Hargis, 1955) n. comb. Yamaguti, S., 1963 a, fig. 1  
Syn.: *Pseudohaliotrema mugilinus* Hargis
- Haliotrema mugilis* (Tripathi, 1959) n. comb. Yamaguti, S., 1963 a, fig. 1  
Syn.: *Ancylodiscoides mugilis* Tripathi
- Haliotrema noncalcaris* sp. n. Bykhovskii, B. E.; and Nagibina, L. F., 1971 a, 30-32, fig. 4(2)  
Lutianus argentimaculatus (gills) South China Sea (Hainan)
- Haliotrema pachycirra* n. sp. Paperna, I., 1972 a, 57-58, 59, 61, figs. 50-52  
Holocentrus sp. northwest Eilat gulf, from coral reef
- Haliotrema patellacirrus* sp. n. Bykhovskii, B. E.; and Nagibina, L. F., 1971 a, 31, 32, fig. 4(3)  
Lutianus lutianus all from South China Sea (Hainan)  
L. fulviflamma (gills of all)
- Haliotrema platycephali* Y. et Spr., 1948 Bykhovskii, B. E.; and Nagibina, L. F., 1971 a, figs. 1(1), 2(1)  
Syn.: *Ancyrocephalus platycephali* (Y. et Spr., 1948) Yam., 1963  
*Platycephalus indicus* (gills) South China Sea (Shanghai)
- Haliotrema platycephali* Yin et Sproston as syn. of *Ancyrocephalus platycephali* (Yin et Sproston, 1948) n. comb. Yamaguti, S., 1963 a
- Haliotrema pterois* n. sp. Pterois volitans Paperna, I., 1972 a, 56, 57, 61, figs. 46-49  
coral reef, South West Eilat gulf
- Haliotrema subtiliamula* sp. n. Bykhovskii, B. E.; and Nagibina, L. F., 1971 a, 34, 35, fig. 5(3)  
Cazza minuta (gills) South China Sea (Hainan)
- Haliotrema surculocirrus* sp. n. Bykhovskii, B. E.; and Nagibina, L. F., 1971 a, 36, fig. 6(1)  
Leognathus fasciatus (gills) South China Sea (Hainan)
- Haliotrema tenuicirrus* sp. n. Bykhovskii, B. E.; and Nagibina, L. F., 1971 a, 34, 35, fig. 5(2)  
Leognathus equulus (gills) South China Sea (Hainan)
- Haliotrema thysanophridis* [sic] (Yam., 1937) comb. n. Bykhovskii, B. E.; and Nagibina, L. F., 1971 a, 29, figs. 1(3), 2(3)  
Syn.: *Ancyrocephalus thysanophridis* [sic] Yam., 1937  
Coccius crocodilus (gills) Yellow Sea (Tsindao)
- Haliotrema vanbenedeni* (Parona and Perugia 1890), Young 1968 Paperna, I., 1972 a  
Syns.: *Tetraonchus vanbenedeni* Parona and Perugia, 1890; *Dactylogyrus vanbenedeni*, Parona and Perugia, 1892; *Ancyrocephalus vanbenedeni*, Johnston and Tiegs, 1922; *Haploleidus vanbenedeni*, Palombi, 1948; *Ancyrocephalus fluviatilis* Bychowski, 1949; and *Pseudohaliotrema mugilinus* Hargis, 1955  
Mugil spp. Ras Abu Rudeis and El Blain lagoon, Suez Gulf
- Halipegus Looss* 1899 Dwivedi, M. P.; and Chauhan, B. S., 1970 a, 146  
Syn.: *Genarchella Travassos*, Artigas and Pereira 1928
- Halipegus* sp. Fried, B.; and Stromberg, B. E., 1971 a  
egg-shell precursors of sclerotin, phenols, basic proteins, polyphenol oxidase
- Halipegus dubius* Suriano, D. M., 1970 a, 224-226, figs. Klein 1905  
*Leptodactylus ocellatus* República Argentina
- Halipegus mehransis* Srivastava, 1933 Dwivedi, M. P.; and Chauhan, B. S., 1970 a, 147  
Syn.: *H. mehransis* var. *minutum* Srivastava, 1933  
*Chameleon calcaratus* (intestine) Kings Garden, Jabalpur, (M. P.) India
- Halipegus mehransis* mature specimen Nath, D.; and Pande, B. P., 1970 b, fig. 1  
*Brachythemis contaminata* India
- Halipegus mehransis* Srivastava, 1933 Pandey, K. C., 1969 d, fig. 1  
redescription Gyanpur, Varanasi  
*Rana cyanophlyctis* (stomach and intestine)
- Halipegus mehransis* var. *minutum* Srivastava, 1933 Dwivedi, M. P.; and Chauhan, B. S., 1970 a, 147  
as syn. of *H. mehransis* Srivastava, 1933
- Hamacreadium bolivari* n. sp. Caballero y Caballero, E.; and Caballero Rodriguez, G., 1970 a, 265, 266-269, pl. 1, figs. A-B  
*Paralabrax maculatus fasciatus* (estomago) waters of Island of Cerralvo, Gulf of California, Baja California, Mexico
- Hamacreadium epinepheli* Yamaguti Machida, M.; Iohihara, A.; and Kamegai, S., 1970 a  
*Epinephelus septemfasciatus* (pyloric caecum) sea north of the Tsushima Islands
- Hamatopeduncularia Yama-* Bykhovskii, B. E.; and Nagibina, L. F., 1969 a, 357  
guti, 1953 emend. Bychow-  
sky et Nagibina
- Hamatopeduncularia arii* Yam, 1953 Bykhovskii, B. E.; and Nagibina, L. F., 1969 a, figs. 1-3  
redescription all from South China Sea (Hainan Island)  
*Arius falcarius* (gills)  
*A. leiotocephalus* (gills)  
*A. maculatus* (gills)
- Hamatopeduncularia elegans* sp. n. Bykhovskii, B. E.; and Nagibina, L. F., 1969 a, 362-364, 368, figs. 6-7  
*Arius falcarius* (gills) Yellow Sea (Cheefoo)

- Hamatopeduncularia pulchra* sp. n. Eykhovskii, B. E.; and Nagibina, L. F., 1969 a, 360-361, 368, fig. 3  
Arius maculatus (gills)  
South China Sea (Hairan Island)
- Hamatopeduncularia simplex* sp. n. Eykhovskii, B. E.; and Nagibina, L. F., 1969 a, 361-362, 368, fig. 5  
Arius maculatus (gills)  
A. falcarius (gills)  
South China and Yellow Seas, all from
- Hamatopeduncularia thalassini* sp. n. Eykhovskii, B. E.; and Nagibina, L. F., 1969 a, 361, 368, fig. 4  
Arius thalassinus (gills)  
South China Sea (Hairan Island)
- Hapladena tanyorchi* Manter and Pritchard, 1961 Naso sp. (intestine) Durio, W. C.; and Manter, H. W., 1969 a  
Noumea, New Caledonia
- Haplocladus filiformis* (Rudolphi, 1819) Odhner, 1911 as syn. of *Monascus filiformis* (Rudolphi, 1819) Looss, 1907 Nahhas, F. M.; and Powell, E. C., 1971 a, 2
- Haplocladus orientalis* age of host, degree of infection Nemipterus japonicus Parukhin, A. M., 1973 a  
Indian Ocean
- Haplocladus typicus* age of host, degree of infection Trachurus trachurus Parukhin, A. M., 1973 a  
Indian Ocean
- Haploclleidus* sp., Mueller, 1937 *Lepomis macrochirus* (gills) Meade, T. G.; and Bedinger, C. A. (jr.), 1972 a, fig. eastern Texas
- Haploclleidus* sp. 2 *Gambusia affinis* (gills) Meade, T. G.; and Bedinger, C. A. (jr.), 1972 a, fig. eastern Texas
- Haploclleidus acer* (Mueller, 1936) n. comb. Yamaguti, S., 1963 a, fig. 1936) n. comb.  
Syns.: *Onchocleidus acer* Mueller; *Uroclleidus acer* (Mueller) Mizelle et Hughes, 1938; *Pterocleidus acer* (Mueller) Mizelle, 1937
- Haploclleidus attenuatus* (Mizelle, 1941) n. comb. Yamaguti, S., 1963 a, fig. 1936) n. comb.  
Syn.: *Uroclleidus attenuatus* Mizelle
- Haploclleidus biramosus* (Mueller, 1937) n. comb. Yamaguti, S., 1963 a, fig. 1936) n. comb.  
Syns.: *Pterocleidus biramosus* (Mueller); *Uroclleidus biramosus* (Mueller) Mizelle et Hughes, 1938
- Haploclleidus biramosus* (Mueller, 1937) *Lepomis megalotis* (gills) Meade, T. G.; and Bedinger, C. A. (jr.), 1972 a, fig. eastern Texas
- Haploclleidus dispar* (Mueller, 1936) (gills of all) *Lepomis cyretellus* *L. macrochirus* Meade, T. G.; and Bedinger, C. A. (jr.), 1972 a, fig. all from eastern Texas
- Haploclleidus furcatus* Mueller, 1937 (gills of all) *Micropterus salmoides* *Lepomis marginatus* Meade, T. G.; and Bedinger, C. A. (jr.), 1972 a, fig. all from eastern Texas
- Haploclleidus globodiscus* n. sp. Kulkarni, T., 1969 b, 277-279, figs. 44-48  
*Etioplus surstensis* (gills) Hyderabad, Andhra Pradesh (India)
- Haploclleidus octotylus* n. sp. Kulkarni, T., 1969 b, 275-277, 282, figs. 37-43  
*Callichrous pabda* (gills) Hyderabad, Andhra Pradesh (India)
- Haploclleidus rhyncobdelli* (Jain, 1959) n. comb. Yamaguti, S., 1963 a, fig. 1936) n. comb.  
Syn.: *Uroclleidus rhyncobdelli* Jain
- Haploclleidus vanbenedeni*, Palombi, 1948 Paperna, I., 1972 a  
as syn. of *Haliotrema vanbenedeni* (Parona and Perugia 1890), Young 1968
- Haploclleidus xenentodoni* (Jain, 1959) n. comb. Yamaguti, S., 1963 a, fig. 1936) n. comb.  
Syn.: *Uroclleidus xenentodoni* Jain
- Haplometra africana* (Dollfus, 1950) Manter and Pritchard, 1964 Nasir, P.; and Diaz, M. T., 1970 a, 271  
as syn. of *Plagiorchis* (P.) *africana* (Dollfus, 1950) Vercamen-Grandjean, 1960
- Haplometra cylindracea* Zeder 1800 Dobrovolskii, A. A.; and Raikhel, A. S., 1973 a, figs. life cycle, morphology, mother and daughter sporocysts, cercaria  
*Rana temporaria* (exper.)  
*Lymnaea stagnalis* "  
*L. ovata* "
- Haplometra cylindracea* (Zeder, 1800) Gassmann, M., 1972 a, fig. 1936) n. comb.  
*Rana temporaria* (poumons) Bonfol, Plain-de-Saigne, Les Pommerats, Bollement, Les Royes, La Chaux-des-Breuleux, Dos-le-Cras
- Haplometra cylindracea* Zeder nervous system morphology, localization of cholinesterases Kutikova, E. A., 1969 a
- Haplometra cylindracea* reproductive organs of snail host, biochemical changes, pathology, parasitic castration Stadnichenko, A. P., 1969 a, fig.
- Haplometroides eburnense* Maeder, 1969 Maeder, A. M.; Combes, C.; and Knoepffler, L. P., [1971 b] *Hylarana albolabris albolabris* (duodenum) Lemakobé (Republique centrafricaine)
- Haploporidae* Nicoll, 1914 Durio, W. O.; and Manter, H. W., 1969 a, 296  
Syn.: *Atractotrematidae* Yamaguti, 1939
- Haplorchis pumila* (Looss, 1896) Kannagara, D. W. W., 1971 c, fig. 1936) n. comb.  
*Canis familiaris* (small intestine) Colombo (Western Province), Ceylon

- Haplorchis pumilio* (Looss, 1896)  
morphology  
dogs (intestine) Shaheen, A.S.; Babero, B.B.; al-Dabagh, M.A.; and al-Din, M.J.D., 1962 a, fig. Iraq
- Haplorchis taichui* (Nishigori, 1924)  
*Felis viverrina* (small intestine) Kannangara, D. W. W., 1971 c, fig. Gomarankadawela (Eastern Province), Ceylon
- Haplorchis taichui* human Manning, G.S.; and Lertprasert, P., 1971 a Thailand
- Haplorchis taichui* (Nishigori, 1924)  
morphology  
dogs (intestine) Shaheen, A.S.; Babero, B.B.; al-Dabagh, M.A.; and al-Din, M.J.D., 1962 a, fig. Iraq
- Haplorchis yokogawai* (Katsuta, 1932)  
(small intestine of all)  
*Canis familiaris* Kannangara, D. W. W., 1971 c, fig. Colombo (Western Province), Ceylon  
*Felis viverrina* Gomarankadawela (Eastern Province), Ceylon
- Haplorchis yokogawai* human  
dogs Manning, G.S.; and Lertprasert, P., 1971 a all from Thailand
- Haplorchoides sindicus* n. sp. Rizvi, S. S. H., 1971a, 518-519, 520, figs. 1-5 Indus river, Sukkur, West Pakistan  
*Mystus aor* (intestine)
- Hargisia* n. gen.  
Macrovalvitrematidae  
n. fam.; key Yamaguti, S., 1963 a, 206, 207  
tod: *H. bairdiella* (Hargis, 1956) n. comb.
- Hargisia bairdiella* (Hargis, 1956) n. gen., n. comb. (tod) Yamaguti, S., 1963 a, 207, 482, 483, pl. 50, fig. 336a-c  
Syn.: *Tagia bairdiella* Hargis  
+*Bairdiella chrysur* (gills) Florida
- Hargisia bairdiella* (Hargis, 1956) Yamaguti, 1963  
*Bairdiella chrysur* Kingston, N.; Dillon, W. A.; and Hargis, W. J. (jr.), 1969 a Chesapeake Bay area
- Hasstilesia tricolor*  
*Sylvilagus floridanus*  
*mallurus*  
*S. palustris* Stringer, R. P.; Harkema, R.; and Miller, G. C., 1969 a all from North Carolina
- Heardlevinsiella* Yamaguti 1971  
as syn. of *Levinsiella* Overstreet, R. M.; and Perry, H. M., 1972 a, 436  
Stiles & Hassal, 1901
- Helicometra* sp.  
*Sebastiscus marmoratus*  
(pyloric caecum & intestine) Machida, M.; Ichihara, A.; and Kamegai, S., 1970 a sea north of the Tsushima Islands
- Helicometra fasciata* (Rudolphi, 1819) Odhner, 1902  
(intestine of all)  
*Labrisomus nuchipinnis*  
*Glyphisodon saxatilis*  
*Larimus peli*  
*Lutjanus modestus*  
*Bathygobius soporator*  
*Ilisha melanota* Fischthal, J. H.; and Thomas, J. D., 1970 a, 140 all from Ghana
- Helicometrina hexorchis* n. sp. Gupta, N. K.; and Sehgal, S. K., 1971 b, 267, 270-271, fig. 4  
*Otilithus ruber* (alimentary canal) Calicut--Arabian Sea
- Helicometrina quadrorchis* Manter and Pritchard, 1960  
*Otilithus ruber* (alimentary canal) Gupta, N. K.; and Sehgal, S. K., 1971 b, fig. Calicut--Arabian Sea
- Helicometrina septorchis* Srivastava, 1936  
*Otilithus ruber* (alimentary canal) Gupta, N. K.; and Sehgal, S. K., 1971 b, fig. Calicut--Arabian Sea
- Hemirhamphiculus* gen. n.  
Dactylogyridae; Ancyrocephalinae Bykhovskii, B. E.; and Nagibina, L. F., 1969, 52, 520-521  
tod: *H. armatus* sp. n.
- Hemirhamphiculus armatus* gen. et sp. n. (tod) Bykhovskii, B. E.; and Nagibina, L. F., 1969 b, 518-519, figs. 1-2  
*Hemirhamphus far* (gills) South China Sea (Hainan)
- Hemirhamphiculus similis* sp. n. Bykhovskii, B. E.; and Nagibina, L. F., 1969 b, 513, 519-520, fig. 3  
*Hemirhamphus georgii* (gills) South China Sea (Hainan)
- Hemistomum spathaceum* Hess, A., 1916 a  
*Larus ridibundus* (Darm) Zürichsee
- Hemitagia* Sproston, 1946 Yamaguti, S., 1963 a  
Discocotylidae, Tagiinae n. subfam.  
key to genera
- Hemiurid*[ae sp.] (metacercaria) Machida, M.; Ichihara, A.; and Kamegai, S., 1970 a sea north of the Tsushima Islands  
*Paraperca multifasciata* (muscle)
- Hemiurid*[ae sp.] immature hemiurids Nabhas, F. M.; and Powell, E. C., 1971 a, 8  
*Mycteroperca microlepis* Floridian northern Gulf of Mexico
- Hemiurus communis* Shotter, R. A., 1973 a age and sex of host, seasonal distribution, comparison of areas near Isle of Man, *Odontogadus merlangus*
- Hemiurus luehei* Odhner, 1905 Reimer, L. W.; and Jessen, O., 1972 a  
*Clupea harengus* northern part, North Sea
- Hemiurus monticellii* (Linton, 1898) Looss, 1899 Nasir, P.; and Diaz, M. T., 1971 d, 28  
as syn. of *Lecithochirium monticellii* (Linton, 1898) Skrjabin and Guschanskaja, 1955
- Heronimus chelydrae* Isseroff, H.; and Cable, R.M., 1968 a, figs. 1-4  
miracidium, photoreceptors  
ultrastructure
- Heronimus mollis* Martin, D. R., 1973 a  
*Chelydra serpentina*  
*Chrysemys picta*  
*Pseudemys scripta* all from southern Illinois
- Heteraxine* of Linton, 1940, Yamaguti, S., 1963 a  
nec Yamaguti, 1938  
as syn. of *Lintaxine* Sproston, 1946

- Heteraxine chinensis (Y.) Yamaguti, S., 1963 a  
Yamaguti, 1938  
as syn. of Heteraxinoides chinensis (Yamaguti, 1937)  
n. comb.
- Heteraxine indica Ramalin- Yamaguti, S., 1963 a  
gam  
as syn. of Monaxinoides indica (Ramalingam, 1961)  
n. gen., n. comb.
- Heteraxine mcintoshi (Price, Yamaguti, S., 1963 a  
1962) n. comb.  
Syn.: Allencotylya mcintoshi Price
- Heteraxine scorpiis Unnithan, R. V., 1971 a, 396  
(Sandars) comb. n.
- Heteraxine triangularis Yamaguti, S., 1963 a  
(Goto) Yamaguti, 1938  
as syn. of Heteraxinoides triangularis (Goto, 1894)  
n. gen., n. comb.
- Heteraxine xanthophilis Kingston, N.; Dillon, W. A.;  
Hargis, 1956 and Hargis, W. J. (jr.),  
as syn. of Heteraxinoides 1969 a  
xanthophilis (Hargis, 1956) Yamaguti, 1963
- Heteraxine xanthophilis Yamaguti, S., 1963 a  
Hargis  
as syn. of Heteraxinoides xanthophilis (Hargis, 1956)  
n. comb.
- Heteraxinoides n. gen. Yamaguti, S., 1963 a, 260,  
Axinidae, Heteraxininae, 262  
key  
tod: H. triangularis (Goto,  
1894) n. comb.
- Heteraxinoides chinensis Yamaguti, S., 1963 a, 362,  
(Yamaguti, 1937) n. comb. 552, 553, pl. 85, fig. 536  
Syn.: Heteraxine chinensis (Y.) Yamaguti, 1938  
+Hapalogenys mitens E. China Sea
- Heteraxinoides novaezealandiae n. sp. Dillon, W. A.; and Hargis, W.  
J. (jr.), 1965 b, 251, 271,  
Trachurus novae-zelandiae 274, 275, pl. VI, figs. 40-42  
(gills) Cape Campbell, Marlborough  
Province, South Island,  
New Zealand
- Heteraxinoides regis n.sp. Dillon, W.A.; and Hargis, W.  
Rexea solandri (gills) J. (jr.), 1965 b, 251, 272,  
273, 274, pl. V, figs. 37-39  
Cape Campbell, Marlborough  
Province, South Island,  
New Zealand
- Heteraxinoides triangularis Yamaguti, S., 1963 a, 262  
(Goto, 1894) n. gen., Japan  
n. comb. (tod)  
Syns.: Axine triangularis Goto; Heteraxine triangularis  
(Goto) Yamaguti, 1938  
+Anthias schlegelii
- Heteraxinoides xanthophilis Yamaguti, S., 1963 a, 262,  
(Hargis, 1956) n. comb. 508, 509, pl. 63, fig. 405  
Syn.: Heteraxine xanthophilis Hargis  
+Leistomus xanthurus Florida
- Heteraxinoides xanthophi- Kingston, N.; Dillon, W. A.;  
lis (Hargis, 1956) Yama- and Hargis, W. J. (jr.),  
guti, 1963 1969 a, figs. 17-18  
description of oncomiracidium  
Syn.: Heteraxine xanthophilis Hargis, 1956  
Leistomus xanthurus York River and Chesapeake  
(gills) Bay, Virginia
- Heterobilharzia Price, Farley, J., 1971 a  
1929  
Schistosomatidae; Schistosomatinae
- Heterobilharzia americana Abdel Malek, E. T., 1961 b  
zoonotic infection, dogs, Louisiana  
nutria, racoon, possible agent of human water dermatitis
- Heterobilharzia americana Abdel-Malek, E. T., 1970 a  
Didelphis virginiana (exper.)  
Nasua nasua (exper.)  
Saimiri sciureus (exper.)  
Cebus apella (exper.)  
white mice (exper.)  
dog (exper.)
- Heterobothrium affinis of Yamaguti, S., 1963 a  
Nagibina, 1953  
as syn. of Neoheterobothrium pugetensis (Robinson,  
1961) n. comb.
- Heterocotyle Scott, 1904 Young, P. C., 1967 c, 386,  
Monocotyloidea, Monocotylo- 399-400  
inae, key  
key to species; includes: H. pseudominima Hargis, 1955;  
H. granulatae n. sp.; H. americana Hargis, 1955; H.  
minima (MacCallum, 1916) Price, 1938  
Syns.: Trionchus MacCallum, 1916; Monocotyloidea  
Johnston, 1934, partim
- Heterocotyle aetobatis Young, P. C., 1967 c, 407  
Hargis, 1955  
as syn. of Papillocotyle floridana (Pratt, 1910) comb. n.
- Heterocotyle americana Young, P. C., 1967 c,  
Hargis, 1955 400-401  
key Alligator Harbor, Franklin  
Dasyatis americana (gills) Co., Florida, U.S.A.
- Heterocotyle floridana Young, P. C., 1967 c, 407  
(Pratt, 1910) Price, 1938  
as syn. of Papillocotyle floridana (Pratt, 1910) comb. n.
- Heterocotyle granulatae Young, P. C., 1967 c, 381,  
sp. n. 382, 396, 399-400, 401-402,  
key figs. 7a-e  
Dasyatis granulata Moreton Bay, Queensland,  
(gills) Australia
- Heterocotyle minima Young, P. C., 1967 c, 399,  
(MacCallum, 1916) Price, 402  
1938  
key  
Syns.: Monocotyle dasybatis minimus MacCallum, 1916;  
Trionchus dasybatis MacCallum, 1916  
Dasyatis pastinaca (gills) Woods Hole, Mass., U.S.A.
- Heterocotyle papillata Young, P. C., 1967 c, 395  
Doran, 1953  
as syn. of Anoplocotylodes papillatus (Doran, 1953)  
gen. et comb. n.
- Heterocotyle pastinacae Young, P. C., 1967 c, 399  
Scott, 1904  
"insufficiently described to be included in the key"
- Heterocotyle pseudominima Young, P. C., 1967 c, 399,  
Hargis, 1955 402  
key Alligator Harbor, Franklin  
Dasyatis sp. (gills) Co., Florida, U.S.A.

- Heterocotyle robusta* Young, P. C., 1967 c, 399  
(Johnston and Tiegs, 1922) Price, 1938  
"insufficiently described to be included in the key"
- Heterocotylodes* n. gen. Yamaguti, S., 1963 a, 151, 154  
Monocotylidae, Monocotylinae  
key  
tod: *H. pricei* (Pearse, 1949) n. comb.
- Heterocotylodes diademalis* Yamaguti, S., 1963 a, fig.  
(Hargis, 1956) n. comb.  
Syn.: *Monocotyle diademalis* Hargis
- Heterocotylodes pricei* Yamaguti, S., 1963 a, fig.  
(Pearse, 1949) n. gen., n. comb. (tod)  
Syn.: *Monocotyle pricei* Pearse  
+ *Arochosargus probatocephalus* Beaufort, North Carolina  
(gills)
- Heterocotylodes pricei* Kingston, N.; Dillon, W. A.;  
(Pearse, 1949) Yamaguti, and Hargis, W. J. (jr.),  
1963 1963 a, figs. 5-6  
description of oncomiracidium  
Syn.: *Monocotyle pricei* Pearse, 1949  
*Dasyatis sayi* all from York River, Virginia  
*D. americana*  
(gills of all)
- Heteromicrocotyla* Yamaguti, Yamaguti, S., 1963 a  
1953 (type genus)  
*Heteromicrocotylidae* n. fam.
- Heteromicrocotylidae* n. f. Yamaguti, S., 1963 a, 238, 284  
Microcotylidae, key  
type genus: *Heteromicrocotyla* Yamaguti, 1953
- Heterophyes* Asshauer, E.; and Mohr, W.,  
thiabendazole, humans, 1971 a  
side effects
- Heterophyes aequalis* Fahmy, M. A. M.; Rifaat, M.  
Looss, 1902 A.; and Arafa, M. S., 1969 a  
*Rattus norvegicus* Egypt
- Heterophyes heterophyes* Fahmy, M. A. M.; Rifaat, M.  
*Rattus norvegicus* A.; and Arafa, M. S., 1969 a  
Egypt
- Heterophyes superspinatus* Zhatkanbaeva, D., 1971 a, fig.  
Leonov et Belogurov, 1965 Kazakhstan  
*Sterna hirundo* (intestine)
- Heterophyidae* Odhmer, 1914 Nasir, P.; and Diaz, M.T.,  
emend. 1971 a
- Heterorchis senegalensis* Vassiliadès, G.; and Richard,  
n. sp. J., 1971 a, 1288-1292, fig. 1  
*Protopterus annectens* Dakar (Sénégal)  
(intestine)
- Hexabothriidae* Price, 1942 Yamaguti, S., 1963 a  
Syn.: *Onchocotylidae* Stiles et Hassall, 1908
- Hexacotyla* (also *Hexacotyle* Yamaguti, S., 1963 a  
ibid) Blainville, 1928 nec *Hexacotyle* Nordm., 1840  
as syn. of *Hexostoma Rafinesque*, 1815
- Hexangium sigani* Goto Machida, M.; Ichihara, A.;  
et Ozaki and Kamegai, S., 1970 a  
*Siganus fuscescens* (in- sea north of the Tsushima  
testine) Islands
- Hexostoma Rafinesque*, 1815 Yamaguti, S., 1963 a  
Syns.: *Hexacotyla* (also *Hexacotyle* ibid.) Blainville,  
1928 nec *Hexacotyle* Nordm., 1840; *Plagiopeltis* Dies.,  
1850
- Hexostoma auctorum*, partim Yamaguti, S., 1963 a  
as syn. of *Neohexostoma* Price, 1961
- Himasthla elongata* Werding, B., 1969 a, 314-319,  
(Mehlis, 1831) figs.  
larval state, life cycle  
*Littorina littorea* (nat. German Bay, North Sea  
and exper.)  
*Mytilus edulis* (nat. " "  
and exper.)  
*Larus argentatus* (exper.)
- Himasthla leptosoma* Robson, E. M.; and Williams,  
infected and uninfected I. C., 1971 a  
*Littorina littorea*, glyco- Scalby Rocks, North York-  
gen content of digestive shire  
gland and foot, seasonal fluctuation
- Himasthla leptosoma* Robson, E. M.; and Williams,  
(Creplin, 1829) I. C., 1971 b  
host reproductive biology Scalby Rocks on North  
*Littorina littorea* Yorkshire coast
- Himasthla quissetensis* Heard, R. W. III, 1970 a  
(Miller and Northrup, 1926) North Carolina; Virginia;  
*Fallus longirostris* Maryland; New Jersey  
(small intestine, rectum)
- Himasthla quissetensis* Hoskin, G. P.; and Cheng, T.  
rediae, dehydrogenase C., 1973 a  
activity as indicator of sodium succinate, glucose and  
trehalose utilization
- Himasthla quissetensis* Lumetta, J. E.; and Vernberg,  
parasitized and non W. B., 1971 a  
parasitized snail tissue, fatty acids
- Himasthla quissetensis* McDaniel, J. S.; and Coggins,  
seasonal distribution J. R., 1971 a  
*Nassarius obsoletus* Calico Creek, Morehead City,  
North Carolina
- Himasthloides Alexeev*, 1965 Iskova, N. I., 1969 a  
as syn. of *Curtuteria*  
Reimer, 1963
- Himasthloides bonus* Alex- Iskova, N. I., 1969 a  
eev, 1965  
as syn. of *Curtuteria grummti* Odening, 1963
- Hirudinella* sp. Machida, M.; Ichihara, A.;  
*Auxis thazard* (stomach) and Kamegai, S., 1970 a  
sea north of the Tsushima  
Islands
- Holostephanus calvusi* Dubois, G., 1969 a, 548  
(Verma, 1936) Mehra, 1943  
Syns.: *H. elongatus* R. Gupta, 1964; ? *H. pyriformis*  
R. Gupta, 1964
- Holostephanus elongatus* Dubois, G., 1969 a, 548  
R. Gupta, 1964  
as syn. of *H. calvusi* (Verma, 1936) Mehra, 1943
- Holostephanus pyriformis* Dubois, G., 1969 a, 548  
R. Gupta, 1964  
? as syn. of *H. calvusi* (Verma, 1936) Mehra, 1943
- Holostomum cucullus* Odening, K.; Mattheis, T.;  
Thoss, 1897 and Bockhardt, I., 1970 a  
as syn. of *Cotylurus c. cucullus* (Thoss)



- Holostomum variegatum* ex parte, Brandes 1888, 1890, u. a. (nec Braun, 1894) as syn. of *Cotylurus variegatus* (Creplin, 1825) Odening, K.; and Bockhardt, I., 1971 a
- Homalometron armatum* MacCallum, 1895 (intestine of all) *Lepomis megalotis* *Chaenobryttus gulosus* Meade, T. G.; and Bedinger, C. A. (jr.), 1972 a, fig. all from eastern Texas
- Horricauda Tripathi*, 1969 Monocotylidae, Monocotylinae, key key to species, includes: *H. rhinobatidis* sp. n.; *H. rhynchobatidis* Tripathi, 1959 Young, P. C., 1967 c, 385, 402-403
- Horricauda rhinobatidis* sp. n. key *Rhinobatos typus* (gills) Young, P. C., 1967 c, 381, 382, 403-405, figs. 8-11 Heron Island, Queensland, Australia
- Hunterotrema macrosoma* n. sp. *Inia geoffrensis* (lungs) Dailey, M. D., [1972 a], 79-80, figs. 1-5 Amazon river basin, Leticia, Columbia and Iquitos, Peru
- Hurleytrematoides* sp. *Chaetodontoplus septentrionalis* (intestine) Machida, M.; Ichihara, A.; and Kamegai, S., 1970 a sea north of the Tsushima Islands
- Hydrophitrema gigantica* Sanders, 1960 *Enhydrina valakadyen* (lungs) *Microcephalophis gracilis* (lungs) Madhavi, R.; and Rao, K. H., 1973 a, figs. all from Waltair Coast, Bay of Bengal
- Hymenocotta manteri* redescription *Mugil cephalus* (intestine) Overstreet, R. M., 1971 d, figs. northern Gulf of Mexico, Grand Chenier, Louisiana
- Hymenocotta mulli* Manter, 1961 *Chirocentrus dorab* (intestine) Hafeezullah, M., 1971 b, fig. Visakhapatnam, Bay of Bengal
- Hypocreadium symmetrorchis* Ozaki *Navodon modestus* (intestine) Machida, M.; Ichihara, A.; and Kamegai, S., 1970 a sea north of the Tsushima Islands
- Hypoderaeum conoideum* (Bloch, 1782) Dietz, 1908 *Anas platyrhynchos* *platyrhynchos* *Anas acuta* Crichton, V. F. J.; and Welch, H. E., 1972 a all from Delta Marsh, Manitoba
- Hypoderaeum conoideum* prevalence chickens Eslami, A. H.; and Anwar, M., 1973 a Iran
- Hypoderaeum conoideum* (Bloch, 1782) *Anas platyrhynchos* (intestine) Francalanci, G.; and Manfredini, L., 1969 c, figs. Veneto
- Hypoderaeum conoideum* (Bloch, 1782) snail intermediate hosts, *Planorbis planorbis* *Vivipara fasciata* *Lymnaea stagnalis* Francalanci, G.; and Manfredini, L., 1970 b distomatosis, domestic fowls
- Hypoderaeum conoideum* Bloch reproductive organs of snail host, biochemical changes, pathology, parasitic castration Stadnichenko, A. P., 1969 a
- Hyptiasmus brumpti* Dollfus, 1948 *Fulica atra* (air sacs) *Porzana porzana* " Borgarenko, L. F., 1970 a all from Tadzhikistan
- Hyptiasmus oculus* Kossak, 1911 *Fulica atra* (trachea, body cavity) Borgarenko, L. F., 1970 a Tadzhikistan
- Hyptiasmus oculus* life cycle *Fulica atra* (nasal and orbital cavities) *Radix auricularia* (exper.) *Galba palustris* " *Planorbis planorbis* " Feizullaev, N. A., 1969 a, figs. Kyzyl-Agachk bird sanctuary
- Hysterolecitha* sp. *Girella melanichthys* (intestine) Machida, M.; Ichihara, A.; and Kamegai, S., 1970 a sea north of the Tsushima Islands
- Hysterolecitha sigani* sp. n. *Siganus* sp. *Siganus rivulatus* *Abudefduf palmeri* *Micracanthus strigosus* (stomach of all) Manter, H. W., 1969 b, 195-196, 200, figs. 12-13 New Caledonia Queensland, Australia Moreton Bay, Australia
- Hysterolecitha xesuri* Yamaguti *Siganus fuscescens* (stomach) Machida, M.; Ichihara, A.; and Kamegai, S., 1970 a sea north of the Tsushima Islands
- Hysterolecithoides epinepheli* Yamaguti *Siganus fuscescens* (stomach) Machida, M.; Ichihara, A.; and Kamegai, S., 1970 a sea north of the Tsushima Islands
- Hysteromorpha triloba* (Rud., 1819) Syn.: *Neascus musclicola* (Maldenberg, 1860) *Esox lucius* (musculature) all from Uzbekistan *Silurus glanis* " *Cyprinus carpio* " *Pelecus cultratus* " *Rutilus rutilus aralensis* (musculature) " *R. rutilus natio bucharensis* " *Leuciscus idus oxianus* " *Scardinius erythrophthalmus* " *Barbus brachycephalus* " *B. capito conocephalus* " *Abramis brama* (musculature) " *A. sapa* " *Lucioperca lucioperca* " *Carassius auratus gibelio* "
- Hysteromorpha triloba* (Rudolphi 1819) Lutz, 1931 redescription *Phalacrocorax b. brasiliensis* (intestine) Ostrowski de Nuñez, M., 1970 a, fig. Buenos Aires; Córdoba
- Hysteromorpha triloba* *Leucaspius delineatus* Tomatlik, E.N.; and Esinenko-Marits, N. M., 1968 a Moldavian reservoirs

- Icelandonchopator gen. n.  
Dactylogyridae; Ancyrocephalinae  
Leiby, P.D.; Kritsky, D.C.; and Peterson, C.A., 1972 a, 447-449  
tod: I. icelandonchopator sp. n.
- Icelandonchopator icelandonchopator sp. n. (tod)  
Ictiobus cyprinellus (gills)  
Leiby, P.D.; Kritsky, D.C.; and Peterson, C. A., 1972 a, 447, 449, 450, 451, figs. 2-7  
Missouri River in North Dakota, northern South Dakota
- Icelandonchopator microcotyle sp. n.  
Carpiodes carpio (gills)  
Kritsky, D.C.; Leiby, P.D.; and Shelton, M.E., 1972 a, 723, 726-727, figs. 8-13  
upper Missouri River system, North and South Dakota
- Ichthyocotylurus sp.  
Perca fluviatilis (abdominal cavity)  
Wootten, R., 1973 a  
Hanningfield Reservoir, Essex
- Ichthyocotylurus? platycephalus (Creplin, 1825)  
Gymnocephalus cernua (abdominal cavity)  
Wootten, R., 1973 a  
Hanningfield Reservoir, Essex
- Ichthyocotylurus erraticus (Rudolphi, 1809)  
Salmo trutta (pericardium)  
S. gairdneri (pericardium)  
Wootten, R., 1973 a  
all from Hanningfield Reservoir, Essex
- Isancistrinae Fuhrmann, 1928  
emended subfamily diagnosis  
Kritsky, D. C.; and Fritts, T. H., 1970 a, 65
- Ishiella subgen. n.  
subgen. of Polynemicola  
gen. n.  
Unnithan, R. V., 1971 a, 366, 369, 384, 390  
mt: Polynemicola (Ishiella) ichimidae (Ishii & Sawada, 1938) comb. n.
- Isoparorchis hypselobagri (Billet, 1898)  
age and sex of host  
Wallago attu (air bladder)  
Devaraj, M.; and Ranganathan, V., 1971 a, figs.  
Bhavanisagar and Mettur main canals
- Mystus aor (ovary, viscera, flesh)  
Ehavanisagar reservoir  
Callichrous bimaculatus (viscera, flesh)  
river Bhavani and main canal near Bhavanisagar-Mettupalaya Bridge
- Ophicephalus marulius (fat bodies, alimentary canal, ovary)  
Belone sp. (flesh)  
Barbus tor (flesh)  
Catla catla (flesh)
- Isorchis n. gen.  
Haploporidae  
Durio, W. O.; and Manter, H. W., 1969 a, 293, 295  
tod: I. parvus n. sp.
- Isorchis parvus gen. et sp. n. (tod)  
Chanos chanos (intestine)  
Durio, W. O.; and Manter, H. W., 1969 a, 293, 294, 295-296, figs. 7-8  
Noumea, New Caledonia
- Isthmiophora melis  
chain transplantation to snails, potential number of redial generations  
Dönges, J., 1971 a
- Isthmiophora melis  
double infection, superinfection, other echinostomatids, suppression order  
Lymnaea stagnalis (nat. and exper.)  
Dönges, J., 1972 a  
Federsee, Germany
- Jainus gen. n.  
Ancyrocephalinae  
Mizelle, J.D.; Kritsky, D.C.; and Crane, J.W., 1968 a, 186, 187, 190  
tod: J. jainus sp. n.
- Jainus jainus sp. n. (tod)  
Chalceus macrolepidotus (gills)  
Mizelle, J.D.; Kritsky, D.C.; and Crane, J.W., 1968 a, 186, 187, 188, figs. 29-36  
Amazon River Basin, Brazil
- Jainus robustus sp. n.  
Creatochanes affinis (gills)  
Mizelle, J.D.; Kritsky, D.C.; and Crane, J.W., 1968 a, 186, 188, 190-191, figs. 19-28  
Rio Peixe Boi near Peixe Boi, Para, Brazil
- Jonesiella gen. n.  
Fellodistomatidae  
Hafeezullah, M.; and Siddiqi, A. H., 1970 a, 932, 935  
tod: J. pomacanthi sp. n.
- Jonesiella Hafeezullah and Siddiqi, 1970, pre-occupied  
renamed: Neoparantorchis nom. n.
- Jonesiella pomacanthi gen. et sp. n. (tod)  
Pomacanthus annularis (intestine)  
Hafeezullah, M.; and Siddiqi, A. H., 1970 a, 932, 935, fig. 4  
Waltair (Lawson's Bay)
- Jonesiella pomacanthi Hafeezullah and Siddiqi, 1970  
as syn. of Neoparantorchis pomacanthi comb. n.
- Kahawaia gen. n.  
Microcotylidae  
Lebedev, B. I., 1969 i, 69-73  
tod: Kahawaia truttae (Dillon et Hargis, 1965) n.comb.
- Kahawaia truttae (Dillon et Hargis, 1965) comb. n. (tod)  
Syn.: Gonoplasius truttae Arripis truttae (gills)  
Dillon et Hargis, 1965  
Tasman Sea; Great Australian Bight
- ? Knipowitschetrema echinatum Gvozdev (not Timon- David, 1955), 1962  
as syn. of Galactosomum timondavidii sp. n.
- Knipowitschetrema nicolai Dubois and Mahon (not Isachnikov, 1927), 1959  
as syn. of Galactosomum timondavidii sp. n.
- Kuhnia otolithis Yamaguti, 1953  
as syn. of Allotagia otolithis (Yamaguti, 1953) n. comb.

- Lacunovermis Ching, 1965 Ching, H. L., 1972 a  
not a synonym of *Gymnophalloides* Fujita, 1925
- Lamellogiscoides n. gen. Yamaguti, S., 1963 a, 95, 98-  
Diplectanidae, key 99  
tod: *L. belengeri* (Chauhan,  
1945) [n. comb.]
- Lamellogiscoides belengeri Yamaguti, S., 1963 a, 99, 424,  
(Chauhan, 1945) n. gen., pl. 21, fig. 177  
[n. comb.] (tod) all from India  
Syns.: *Lamellogiscus belengeri* Chauhan; *Diplectanum*  
*belengeri* (C.) Chauhan, 1953  
+*Sciaena belengeri*  
+*Muraenesox talabonoides*  
+*Sciaena carulta*
- Lamellogiscus belengeri Yamaguti, S., 1963 a  
Chauhan  
as syn. of *Lamellogiscoides belengeri* (Chauhan, 1945),  
n. gen., [n. comb.]
- Langeronia Caballero and Christian, F. A., 1970 a  
Bravo-Hollis (1949) emend.  
*Lecithodendriidae*, *Pleurogenetinae*
- Langeronia parva sp. n. Christian, F. A., 1970 a,  
Rana pipiens (small 321, 322-324, figs. 1-2  
intestine) Alburg, Vermont
- Lanzettegel. See [*Dicrocoelium dendriticum*]
- Lasiotocus sp. Machida, M.; Ichihara, A.;  
*Hemiramphus sajori* (in- and Kamegai, S., 1970 a  
testine) sea north of the Tsushima  
Islands
- Lasiotocus cynoglossi Fischthal, J. H.; and Wil-  
Thomas, 1959 liams, M. O., 1971 a  
*Cynoglossus senegalensis* Sierra Leone River estuary  
(small intestine) near Bullom, Sierra Leone
- Lasiotocus glebulentus Overstreet, R. M., 1971 d,  
n. sp. 967, 971, 972-973, figs. 13-15  
*Mugil cephalus* (intestine) waters of and adjacent to  
Mississippi Sound, Missis-  
sippi; Dauphin Island,  
Alabama
- Lasiotocus lintoni Nahhas, F. M.; and Powell,  
(Mantel, 1931) Thomas, E. C., 1971 a  
1959 Santa Rosa Island  
*Orthopristis chrysopterus* (intestine)
- Lasiotocus trachinoti sp.n. Overstreet, R. M.; and Brown,  
*Trachinotus carolinus* C. E., 1970 a, 941-943, figs.  
(intestine and pyloric 1-3  
ceca) Fort Matanzas Beach, Butler  
Beach, and Crescent Beach,  
Florida
- Laticaudatrema amamiensis Telford, S. R. (jr.), 1970 d  
Telford, 1967  
as syn. of *Pulmovermis cyanovitellosus* Goil and Kuntz,  
1960
- Lechriorchis megasorchis Gibson, J. B.; and Rabalais,  
(Crow, 1913) F. C., 1973 a  
*Natrix s. sipedon* (uterus, all from Ottawa Co., Ohio  
esophagus)  
*Thamnophis sirtalis sirtalis* (uterus, esophagus)
- Lechriorchis megasorchis Rabalais, F. C., 1969 a  
*Natrix fasciata fasciata* Louisiana  
(mouth)
- Lechriorchis primus Rabalais, F. C., 1969 a  
*Thamnophis sauritus* Louisiana  
(esophagus)
- Lechriorchis secundus Cable, R. M.; and Sanborn,  
Canavan, 1937 C. R., 1970 a, 214  
as syn. of *Zeugorchis natricis* Holl and Allison, 1935
- Lechriorchis tygarti Dyer, W. G., 1970 b  
Talbot 1933 Ward County, North Dakota  
*Heterodon nasicus* (lungs)
- Lecithaster sp. Machida, M.; Ichihara, A.;  
*Cypselurus heterurus* and Kamegai, S., 1970 a  
*doederleini* (intestine) sea north of the Tsushima  
Islands
- Lecithaster africanus Fischthal, J.H.; and Thomas,  
sp. n. J.D., 1971 a, 181, 184, 187-  
*Galeoides decadactylus* 188, figs. 4-5  
(small intestine) Cape Coast, Ghana
- Lecithaster confusus Od- Overstreet, R. M., 1970 b,  
hner, 1905 1057  
Syn.: *L. musteli* Srivastava, 1966
- Lecithaster ghanensis Fischthal, J.H.; and Thomas,  
sp. n. J.D., 1971 a, 181, 184, 188-  
*Hyporhamphus calabari-* 189, figs. 6-7  
*cus* (stomach) Gulf of Guinea, Iture, Ghana  
*Cypselurus lutkeni* (small " "  
intestine) "  
*Trachinotus glaucus* " "  
*Periophthalmus koelreuteri* Kakum River estuary, Ghana  
(small intestine)
- Lecithaster gibbosus Scott, J. S., 1973 a  
*Ammodytes dubius* (intes- Nova Scotia Banks  
tine)
- Lecithaster gibbosus Shotter, R. A., 1973 a  
age and sex of host, seasonal distribution, comparison of  
areas near Isle of Man, *Odontogadus merlangus*
- Lecithaster gibbosus Threlfall, W.; and Hanek, G.,  
(Rud., 1802) 1970 b  
*Salmo salar* Avalon Peninsula, Newfound-  
land
- Lecithaster leiostomi Overstreet, R. M., 1970 b,  
sp. n. 1055, 1056-1057, figs. 3-4  
*Leiostomus xanthurus* Bernard Bayou to Horn Is-  
(intestine, rectum, py- land, near Ocean Springs,  
loric caeca) Mississippi
- Lecithaster minimus sp. n. Martin, W. E.; and Multani,  
*Gillichthys mirabilis* S., 1971 a, 161, 162-166,  
(posterior intestine) figs. 1-3  
Baja California
- Lecithaster musteli Overstreet, R. M., 1970 b,  
Srivastava, 1966 1057  
as syn. of *L. confusus* Odhner, 1905

- Lecithaster salmonis* Hall, J. R.; and Pratt, I., 1969 a  
*Clinocottus acuticeps* all from Oregon  
*C. embryum*  
*C. globiceps*  
*Oligocottus snyderi*  
*O. maculosus*
- Lecithaster testilobatus* sp. n. Manter, H.W., 1969 b, 195, figs. 8-11  
*Scarus* (= *Callyodon*) sp. New Caledonia; Queensland, Australia
- Lecithobotrys magniovatus* (Szidat, 1954) n. comb. Martin, W. E., 1973 a, 87
- Lecithobotrys sprengi* n. sp. Martin, W. E., 1973 a, 80, 89-93, figs. 23-27  
*Lisa argentea* (small intestine) all from Brisbane River, Queensland, Australia  
*Mugil cephalus* "
- Lecithobotrys vitellosus* n. sp. Sharma, P. N.; and Gupta, A. N., 1970 a, 175-178, fig. J  
*Mugil parsia* (intestine) Madras, India
- Lecithochiriinae* Lühe, 1901 Nasir, P.; and Díaz, M. T., 1971 d, 28  
*Lecithochiriidae* Skrjabin and Guschanskaja, 1954
- Lecithochirium* Lühe, 1901 Nasir, P.; and Díaz, M. T., 1971 d, 28  
*Lecithochiriidae*,  
*Lecithochiriinae*  
 Syns.: *Synaptobothrium* v. Linstow, 1904; *Plerurus* Looss, 1907; *Sterrhurus* Looss, 1907; *Separogermiductus* Skrjabin and Guschanskaja, 1955; *Magniscyphus* Reid, Coil, and Kuntz, 1965
- Lecithochirium* sp. (stomach of all) Machida, M.; Ichihara, A.; and Kamegai, S., 1970 a  
*Branchiostegus japonicus* all from sea north of the  
*Chromis notatus* Tsushima Islands  
*Pterois lumulata*  
*Eopsetta grigorjewi*  
*Lophiomus setigerus*
- Lecithochirium* sp. juvenis age of host, degree of infection Parukhin, A. M., 1973 a  
*Nemipterus japonicus* Indian Ocean
- Lecithochirium acutum* Chauhan, 1945 Gupta, N. K.; and Mehrotra, V., 1971 b, figs.  
*Trichiurus haumela* Ernakulam, South India  
 (digestive tract)
- Lecithochirium acutum* Chauhan Gupta, N. K.; and Sehgal, S. K., 1971 a, figs.  
*Trichiurus haumela* west coast of India, Bombay  
 (alimentary canal)
- Lecithochirium amplus* (Manter, 1961) Nasir, P.; and Díaz, M. T., 1971 d, 34  
 as syn. of *L. magnus* (Yamaguti, 1938) [n. comb.]
- Lecithochirium australis* Manter, 1954 Nasir, P.; and Díaz, M. T., 1971 d, 34  
 as syn. of *L. magnaporum* Manter, 1940
- Lecithochirium branchialis* Nasir, P.; and Díaz, M. T., (Stunkard and Nigrelli, 1971 d, 33  
 1934) Manter, 1934  
 as syn. of *L. grandiporum* (Rudolphi, 1819)
- Lecithochirium caudiporum* Nasir, P.; and Díaz, M. T., (Rudolphi, 1819) Lühe, 1901 1971 d, 33  
 valid species  
 Syns.: *L. exodicum* MacFarlane, 1936; *L. magnatestis* (Park, 1936) Skrjabin and Guschanskaja, 1955; *L. musigaraei* (Yamaguti, 1938); *Sterrhurus concavovesiculus* Reid, Coil, and Kuntz, 1965
- Lecithochirium cirrhitii* Nasir, P.; and Díaz, M. T., (Manter and Pritchard, 1960) 1971 d, 34  
 as syn. of *L. lotellae* (Manter, 1954) Skrjabin and Guschanskaja, 1957
- Lecithochirium exodicum* Nasir, P.; and Díaz, M. T., MacFarlane, 1936 1971 d, 33  
 as syn. of *L. caudiporum* (Rudolphi, 1819) Lühe, 1901
- Lecithochirium flexum* Manter, 1954 Nasir, P.; and Díaz, M. T., 1971 d, 34  
 as syn. of *L. lotellae* (Manter, 1954) Skrjabin and Guschanskaja, 1957
- Lecithochirium floridense* Nasir, P.; and Díaz, M. T., (Manter, 1934) Crowcroft, 1946 1971 d, 33  
 as syn. of *L. grandiporum* (Rudolphi, 1819)
- Lecithochirium fusiforme* Nasir, P.; and Díaz, M. T., Lühe, 1901 1971 d, 33  
 valid species  
 Syn.: *L. gymnothoracis* (Yamaguti, 1940) Skrjabin and Guschanskaja, 1955
- Lecithochirium genypteri* Nasir, P.; and Díaz, M. T., Manter, 1954 1971 d, 34  
 as syn. of *L. lotellae* (Manter, 1954) Skrjabin and Guschanskaja, 1957
- Lecithochirium grandiporum* Nasir, P.; and Díaz, M. T., (Rudolphi, 1819) 1971 d, 33  
 valid species  
 Syns.: *L. floridense* (Manter, 1934) Crowcroft, 1946; *Sterrhurus laeve* Manter, 1931 nec Linton, 1898; *L. musculus* (Looss, 1907); *L. taboganus* (Sogandares-Bernal, 1959); *L. imocavus* (Looss, 1907) Skrjabin and Guschanskaja, 1955; *L. branchialis* (Stunkard and Nigrelli, 1934) Manter, 1934; *Sterrhurus* sp. Nigrelli and Stunkard, 1933
- Lecithochirium gravidum* Nasir, P.; and Díaz, M. T., Looss, 1907 1971 d, 34  
 as syn. of *L. rufoviride* (Rudolphi, 1819) Lühe, 1901
- Lecithochirium gymnothoracis* (Yamaguti, 1940) Nasir, P.; and Díaz, M. T., Skrjabin and Guschanskaja, 1955 1971 d, 33  
 as syn. of *L. fusiforme* Lühe, 1901
- Lecithochirium imocavus* Nasir, P.; and Díaz, M. T., (Looss, 1907) Skrjabin and Guschanskaja, 1955 1971 d, 33  
 as syn. of *L. grandiporum* (Rudolphi, 1819)

- Lecithochirium latum* (Pérez-Vigueras, 1958) [n. comb.] valid species  
 Nasir, P.; and Díaz, M. T., 1971 d, 34  
 Syns.: *Sterrhurus ryticici*; *S. loossi*; *S. havanensis* (Pérez-Vigueras, 1958)
- Lecithochirium lotellae* (Manter, 1954) *Skrjabin and Guschanskaja*, 1957 valid species  
 Nasir, P.; and Díaz, M. T., 1971 d, 34  
 Syns.: *L. cirrhiti* (Manter and Pritchard, 1960); *L. magnicaudatus* (Fischthal and Kuntz, 1963); *L. genypteri* Manter, 1954; *L. flexum* Manter, 1954
- Lecithochirium lycodontis* Myers and Wolfgang, 1953 valid species  
 Nasir, P.; and Díaz, M. T., 1971 d, 34
- Lecithochirium macrorchis* (Crowcroft, 1946) *Skrjabin and Guschanskaja*, 1955 valid species  
 Nasir, P.; and Díaz, M. T., 1971 d, 34  
 Syn.: *Separogermiductus macrorchis* (Crowcroft, 1946) Manter and Pritchard, 1960
- Lecithochirium magnaporum* Epinephelus sp. *Lethrimus miniatus* *Lutjanus johnii* (stomach of all)  
 Manter, H. W., 1969 b  
 New Caledonia  
 Queensland, Australia
- Lecithochirium magnaporum* Manter, 1940 valid species  
 Nasir, P.; and Díaz, M. T., 1971 d, 34  
 Syns.: *L. muraenae* Manter, 1940; *L. australis* Manter, 1954
- Lecithochirium magnetestis* (Park, 1936) *Skrjabin and Guschanskaja*, 1955  
 Nasir, P.; and Díaz, M. T., 1971 d, 33  
 as syn. of *L. caudiporum* (Rudolphi, 1819) Lühe, 1901
- Lecithochirium magnicaudatus* (Fischthal and Kuntz, 1963)  
 Nasir, P.; and Díaz, M. T., 1971 d, 34  
 as syn. of *L. lotellae* (Manter, 1954) *Skrjabin and Guschanskaja*, 1957
- Lecithochirium magnus* (Yamaguti, 1938) [n. comb.] valid species  
 Nasir, P.; and Díaz, M. T., 1971 d, 34  
 Syns.: *Separogermiductus magnus* (Yamaguti) *Skrjabin and Guschanskaja*, 1955; *L. amplus* (Manter, 1961)
- Lecithochirium mecosaccum* Manter, 1947 *Synodus foetens* (stomach)  
 Nahhas, F. M.; and Powell, E. C., 1971 a  
 Pensacola Bay
- Lecithochirium mecosaccum* Manter, 1947 valid species  
 Nasir, P.; and Díaz, M. T., 1971 d, 34  
 Syns.: *L. microcercus* (Manter, 1947) *Skrjabin and Guschanskaja*, 1955; *Sterrhurus microcercus* Manter, 1947
- Lecithochirium microcercus* (Manter, 1947) *Skrjabin and Guschanskaja*, 1955  
 Nasir, P.; and Díaz, M. T., 1971 d, 34  
 as syn. of *L. mecosaccum* Manter, 1947
- Lecithochirium microstomum* Chandler, 1935  
 Nahhas, F. M.; and Powell, E. C., 1971 a  
 Syn.: *Sterrhurus monticelli* (Linton, 1898) of Manter, 1931, in part  
*Trichiurus lepturus* (stomach) Pensacola Bay
- Lecithochirium microstomum* Chandler, 1935  
 Nasir, P.; and Díaz, M. T., 1971 d, 34  
 as syn. of *L. rufoviride* (Rudolphi, 1819) Lühe, 1901
- Lecithochirium monticelli* (Linton, 1898) *Skrjabin and Guschanskaja*, 1955  
 Nasir, P.; and Díaz, M. T., 1971 d, 28, figs.  
 redescription  
 Syns.: *Hemiurus monticelli* (Linton, 1898) Looss, 1899; *Sterrhurus monticelli* (Linton, 1898) Linton, 1910, *nec* Siddiqi and Cable, 1960; *S. tajalius* Hamaná, Nasir, and Díaz, 1970  
*Trichiurus lepturus* (gill arches) Coast of Cumaná, Edo. Sucre, Venezuela
- Lecithochirium monticelli* age of host, degree of infection  
 Parukhin, A. M., 1973 a  
 Indian Ocean  
*Trachurus trachurus*
- Lecithochirium muraenae* Manter, 1940  
 Nasir, P.; and Díaz, M. T., 1971 d, 34  
 as syn. of *L. magnaporum* Manter, 1940
- Lecithochirium musculus* (Looss, 1907)  
 Nasir, P.; and Díaz, M. T., 1971 d, 33  
 as syn. of *L. grandiporum* (Rudolphi, 1819)
- Lecithochirium musigaraei* (Yamaguti, 1938)  
 Nasir, P.; and Díaz, M. T., 1971 d, 33  
 as syn. of *L. caudiporum* (Rudolphi, 1819) Lühe, 1901
- Lecithochirium neopacificum* Velasquez, 1962  
 Nasir, P.; and Díaz, M. T., 1971 d, 34  
 as syn. of *L. pacificus* (Yamaguti, 1958, *pro* *Sterrhurus magnacetabulum* Yamaguti, 1942 *nec* Guiart, 1938) [n. comb.]
- Lecithochirium pacificus* (Yamaguti, 1958, *pro* *Sterrhurus magnacetabulum* Yamaguti, 1942 *nec* Guiart, 1938) [n. comb.] valid species  
 Nasir, P.; and Díaz, M. T., 1971 d, 34  
 Syns.: *Sterrhurus goslinei* Manter and Pritchard, 1960; *L. neopacificum* Velasquez, 1962
- Lecithochirium parvum* Manter, 1947  
 Nahhas, F. M.; and Powell, E. C., 1971 a  
 Syn.: *Sterrhurus floridensis* Manter, 1934, in part; *Brachyphallus parvus* (Manter, 1934) *Skrjabin & Guschanskaja*, 1955  
*Diplectrum formosum* (stomach) Pensacola Bay
- Lecithochirium platessae* Mamaev, Parukhin, and Baeva, 1971 d  
 Nasir, P.; and Díaz, M. T., 1971 d  
 valid species
- Lecithochirium polynemi* Chauhan  
 Gupta, N. K.; and Mehrotra, V., 1971 b, figs.  
*Trichiurus haumela* (digestive tract) Ernakulam, South India

- Lecithochirium polynemi* Gupta, N. K.; and Sehgal, S. K., 1971 a, fig.  
Chauhan, 1954  
Trichiurus haumela (alimentary canal)  
west coast of India, Bombay
- Lecithochirium polynemi* Manter, H. W., 1969 b  
Lutjanus vaiigiensis (stomach)  
New Caledonia
- Lecithochirium polynemi* Nasir, P.; and Díaz, M. T., 1971 d, 34  
Chauhan, 1945  
as syn. of *L. rufoviride* (Rudolphi, 1819) Lühe, 1901
- Lecithochirium rufoviride* Nasir, P.; and Díaz, M. T., 1971 d, 34  
(Rudolphi, 1819) Lühe, 1901  
valid species  
Syns.: *L. gravidum* Looss, 1907; *L. microstomum* Chandler, 1935; *L. polynemi* Chauhan, 1945; *L. sinaloense* Bravo-Hollis, 1956; *L. spiravesciculatum* Manter and Pritchard, 1960; *L. synodi* Manter, 1931; *L. texanum* (Chandler, 1941) Manter 1947
- Lecithochirium sinaloense* Nasir, P.; and Díaz, M. T., 1971 d, 34  
Bravo-Hollis, 1956  
as syn. of *L. rufoviride* (Rudolphi, 1819) Lühe, 1901
- Lecithochirium spiravesciculatum* Nasir, P.; and Díaz, M. T., 1971 d, 34-35  
Manter and Pritchard, 1960  
as syn. of *L. rufoviride* (Rudolphi, 1819) Lühe, 1901
- Lecithochirium synodi* Nahhas, F. M.; and Powell, E. C., 1971 a  
Manter, 1931  
Synodus foetens (stomach)  
Pensacola Bay
- Lecithochirium synodi* Manter, 1931  
Nasir, P.; and Díaz, M. T., 1971 d, 34-35  
as syn. of *L. rufoviride* (Rudolphi, 1819) Lühe, 1901
- Lecithochirium taboganus* Nasir, P.; and Díaz, M. T., 1971 d, 33  
(Sogandares-Bernal, 1959)  
as syn. of *L. grandiporum* (Rudolphi, 1819)
- Lecithochirium texanum* Nasir, P.; and Díaz, M. T., 1971 d, 34-35  
(Chandler, 1941) Manter 1947  
as syn. of *L. rufoviride* (Rudolphi, 1819) Lühe, 1901
- Lecithochirium zeloticus* Nasir, P.; and Díaz, M. T., 1971 d, 35  
(Travassos, Freitas, and Bührnheim, 1966) [n. comb.]  
valid species  
Syn.: *Separogermiductus zeloticus* Travassos et al., 1966
- Lecithocladium* Lühe, 1901 Gupta, N.K.; and Mehrotra, V., 1971 a  
key to Indian species  
includes: *L. brevicaudum* Srivastava, 1942; *L. piscicola* (Srivastava, 1935) Yamaguti, 1958; *L. annulatum* Chauhan, 1945; *L. glandulum* Chauhan, 1945; *L. carultum* Chauhan, 1945; *L. harpodontis* Srivastava, 1942; *L. sexfasciatum*, n. sp.
- Lecithocladium* sp. Machida, M.; Ichihara, A.; and Kamegai, S., 1970 a  
*Rachycentron canadum* (stomach)  
sea north of the Tsushima Islands
- Lecithocladium aegyptensis* Manter, H. W., 1969 b  
Scombridae "mackerel"  
Monodactylus argentatus (stomach of all)  
New Caledonia  
Queensland, Australia
- Lecithocladium angustiovum* Fischthal, J.H.; and Thomas, J. D., 1971 a  
Yamaguti, 1953  
Upeneus prayensis  
Trachinotus glaucus  
T. goreensis (stomach, small intestine of all)  
all from Ghana
- Lecithocladium angustiovum* Parukhin, A. M., 1973 a  
age of host, degree of infection  
Trachurus trachurus  
Indian Ocean
- Lecithocladium annulatum* Gupta, N.K.; and Sehgal, S.K., 1971 a, fig.  
Chauhan, 1945  
Stromateus niger (alimentary canal)  
Calicut, South India
- Lecithocladium barbatum* Fischthal, J.H.; and Thomas, J. D., 1971 a  
Cohn, 1903  
as syn. of *Dinurus barbatus* (Cohn, 1903) Looss, 1907
- Lecithocladium crenatum* Fischthal, J. H.; and Thomas, J. D., 1971 a  
(Molin, 1859) Looss, 1907  
as syn. of *L. excisum* (Rudolphi, 1819) Lühe, 1901
- Lecithocladium crenatum* Nahhas, F. M.; and Powell, E. C., 1971 a, 5  
(Molin, 1859) Looss, 1907  
as syn. of *Lecithocladium excisum* (Rudolphi, 1819) Lühe, 1901
- Lecithocladium cristatum* Fischthal, J. H.; and Thomas, J. D., 1971 a  
(Rudolphi, 1819) Looss, 1907  
as syn. of *L. excisum* (Rudolphi, 1819) Lühe, 1901
- Lecithocladium cristatum* Nahhas, F. M.; and Powell, E. C., 1971 a, 4  
(Rudolphi, 1819) Looss, 1907  
as syn. of *Lecithocladium excisum* (Rudolphi, 1819) Lühe, 1901
- Lecithocladium excisiforme* Gupta, N.K.; and Sehgal, S. K., 1971 a, fig.  
Cohn, 1903  
Stromateus niger  
Trygon sp. (alimentary canal of all)  
all from west coast of India, Bombay
- Lecithocladium excisum* Fischthal, J.H.; and Thomas, J. D., 1971 a  
(Rudolphi, 1819) Lühe 1901  
Syns.: *L. gulosum* (Linton, 1899) Looss, 1907; *L. cristatum* (Rudolphi, 1819) Looss, 1907; *L. crenatum* (Molin, 1859) Looss, 1907  
*Ilisha melanota* all from Ghana  
*Scomberomorus tritor*  
*Scomber colias*  
*Caesiomorus (=Lichia) glaucus*  
*Galeoides decadactylus* (stomach, small intestine of all)
- Lecithocladium excisum* Machida, M.; Ichihara, A.; and Kamegai, S., 1970 a  
Rudolphi  
*Pneumatophorus japonicus japonicus* (stomach)  
sea north of the Tsushima Islands

- Lecithocladium excisum* (Rudolphi, 1819) Lühe, 1901 Nahhas, F. M.; and Powell, E. C., 1971 a  
Syns: *Lecithocladium gulosum* (Linton, 1899) Linton, 1940; *L. cristatum* (Rudolphi, 1819) Looss, 1907; *L. crenatum* (Molin, 1859) Looss, 1907  
*Poronotus burti* (stomach) Pensacola Bay
- Lecithocladium glandulum* Chauhan, 1945 Gupta, N.K.; and Sehgal, S.K., 1971 a, fig.  
(alimentary canal of all) all from west coast of India, Bombay  
*Minous monodactylus*  
*Sciama axillaris*  
*Stromateus argenteus*  
*Caranx sansum*
- Lecithocladium gulosum* (Linton, 1899) Looss, 1907 Fischthal, J. H.; and Thomas, J. D., 1971 a  
as syn. of *L. excisum* (Rudolphi, 1819) Lühe 1901
- Lecithocladium gulosum* (Linton, 1899) Linton, 1940 Nahhas, F. M.; and Powell, E. C., 1971 a, 4  
as syn. of *Lecithocladium excisum* (Rudolphi, 1819) Lühe, 1901
- Lecithocladium mecoederum* n. sp. Fischthal, J.H.; and Thomas, J. D., 1971 a, 181, 183-185, fig. 1  
*Galeoides decadactylus* (stomach) Tema, Ghana
- Lecithocladium megalaspi* age of host, degree of infection Trachurus trachurus Parukhin, A. M., 1973 a  
Indian Ocean
- Lecithocladium sexfasciatum* n. sp. Gupta, N.K.; and Mehrotra, V., 1971 a, 73-75, 76, fig. 1  
key Ernakulam, South India  
*Caranx sexfasciatus* (stomach)
- Lecithocladium tornatum* (Rud.) Lühe, 1901 Fischthal, J.H.; and Thomas, J.D., 1971 a  
as syn. of *Dinurus tornatus* (Rudolphi, 1819) Looss, 1907
- Lecithocladium unibulbolum* sp. n. Fischthal, J.H.; and Thomas, J.D., 1971 a, 181, 184, 185-187, figs. 2-3  
*Cephalacanthus volitans* (stomach) Tema, Ghana
- Lecithodendrium* (L.) sp. Andrejko, A. F.; and Skvortsov, V. G., 1968 a  
*Nyctalus noctula* (small intestine) Moldavia
- Lecithodendrium* (L.) *granulosum* Looss, 1907 Andrejko, A.F.; and Skvortsov, V. G., 1968 a  
*Vespertilio serotinus* Moldavia
- Lecithodendrium granulosum* Looss, 1907 Combes, C.; and Clerc, B., 1970 a, fig.  
*Myotis capaccinii* Pyrénées-Orientales
- Lecithodendrium* (L.) *linstowi* Dollfus, 1931 Andrejko, A.F.; and Skvortsov, V. G., 1968 a  
all from Moldavia  
*Rhinolophus ferrumequinum*  
*Myotis bechsteini*  
*M. daubentoni*  
*M. mystacinus*  
*M. nattereri*  
*M. blythi*  
*Plecotus auritus*  
*Barbastella barbastellus*  
*Nyctalus leisleri*  
*N. noctula*  
*Pipistrellus pipistrellus*  
*Vespertilio serotinus*
- Lecithodendrium linstowi* Dollfus, 1931 Combes, C.; and Clerc, B., 1970 a, fig.  
*Rhinolophus ferrumequinum* all from Pyrénées-Orientales  
*R. euryale*  
*Miniopterus schreibersi*  
*Myotis myotis*  
*M. capaccinii*  
*M. emarginatus*  
*Eptesicus serotinus*  
*Pipistrellus pipistrellus*  
*Plecotus austriacus*
- Lecithodendrium linstowi* Dollfus, 1931 Merkusheva, I. V., 1971 a  
all from Belorussia  
*Nyctalus noctula* (intestine)  
*Vespertilio pipistrellus* (intestine)
- Lepidapedon elongatum* (Lebour, 1908) Nicoll, 1915 Gupta, N. K.; and Sehgal, S. K., 1971 b, 274, fig.  
Syn.: *Lepodora elongata* Lebour, 1908  
*Stromateus cinereus* (alimentary canal) West coast of India--Bombay
- Lepidapedon hoplognathi* Yamaguti Machida, M.; Ichihara, A.; and Kamegai, S., 1970 a  
*Oplegnathus punctatus* (intestine) all from sea north of the Tsushima Islands  
*Oplegnathus fasciatus* (intestine)
- Lepidapedon sebastisci* Yamaguti Machida, M.; Ichihara, A.; and Kamegai, S., 1970 a  
*Sebasicus marmoratus* (intestine) sea north of the Tsushima Islands
- Lepidauchen hysterospina* Manter, 1931 Fischthal, J. H.; and Williams, M. O., 1971 a  
as syn. of *Megasolena hysterospina* (Manter, 1931) Overstreet, 1969
- Lepidotrema angustum* (Johnston et Tiegs, 1922) Price, 1937 Johns-Yamaguti, S., 1963 a  
Syn.: *Empleurodiscus angustum* Johnston et Tiegs
- Lepocreadioides cynoglossi* Fischthal and Thomas, 1970 Fischthal, J. H.; and Williams, M. O., 1971 a  
*Cynoglossus senegalensis* (small intestine) Sierra Leone River estuary near Bullom, Sierra Leone
- Lepocreadioides indicum* Cynoglossus lida (intestine) Madhavi, R., 1972 a  
Waltair Coast, Bay of Bengal

- Lepocreadioides srivastavai n. sp.  
Cynoglossus cynoglossus  
C. lingua  
(intestine of all)      Gupta, N. K.; and Mehrotra, V., 1971 c, 173-176, fig. 1  
all from Ernakulam, South India
- Lepocreadium sp.  
Parapristipoma trilineatum (pyloric caecum & intestine)      Machida, M.; Ichihara, A.; and Kamegai, S., 1970 a  
sea north of the Tsushima Islands
- Lepocreadium exiguum  
Manter, 1963  
as syn. of Lobatocreadium exiguum (Manter, 1963) n. comb.      Madhavi, R., 1972 a, 220
- Lepocreadium setiferoides parasitized and non-parasitized snail tissue, fatty acids      Lunetta, J. E.; and Vernberg, W. B., 1971 a
- Lepocreadium setiferoides seasonal distribution  
Nassarius obsoletus      McDaniel, J. S.; and Coggins, J. R., 1971 a  
Calico Creek, Morehead City, North Carolina
- Lepocreadium setiferoides (Miller & Northup, 1926)  
Martin, 1938  
redescription, life cycle  
Polydora ciliata  
P. ligni  
Childia sp.  
Pseudopleuronectes americanus  
(all exper.)      Stunkard, H. W., 1972 a, figs.
- Lepocreadium sogandaresi new species  
Eupomacentrus leucostictus (intestine)      Nahhas, F. M.; and Powell, E. C., 1971 a, 1, 6, fig. 3  
Panama City, Florida
- Lepocreadium trulla (Linton, 1907)  
Linton, 1910  
Syn.: Distomm trulla Linton, 1907  
Lutjanus blackfordi (intestine)      Nahhas, F. M.; and Powell, E. C., 1971 a  
Santa Rosa Island; Pensacola Bay
- Lepidora elongata Labour, 1908  
as syn. of Lepidapedon elongatum (Labour, 1908)  
Nicoll, 1915      Gupta, N. K.; and Sehgal, S. K., 1971 b, 274
- Leptomicrobothrium n. g.  
Microbothriidae; Microbothriinae      Dillon, W. A.; and Hargis, W. J. (jr.), 1965 a, 229, 247-248  
tod: L. longiphallus n. sp.
- Leptomicrobothrium longiphallus n. sp. (tod)  
Cephaloscyllium isabella (gills)      Dillon, W. A.; and Hargis, W. J. (jr.), 1965 a, 229, 245-247, pl. IV, figs. 28-30  
New Zealand: Timaru, Canterbury Province, South Island; Taiaroa Heads (mouth of harbor to Dumedin), Otago Province, South Island
- Lethacotyle Manter et Prince, 1953  
Protomicrocotyliidae, Lethacotylinae n. subfam.      Yamaguti, S., 1963 a
- Lethacotylinae n. subfam.      Yamaguti, S., 1963 a, 226, Protomicrocotyliidae, key 229  
includes: Lethacotyle Manter et Prince, 1953
- Leuceruthrus micropteri hemoglobin studies      Cain, G. D., 1969 a
- Leuceruthrus micropteri Marshall and Gilbert  
Syn.: Cercaria stephanocauda Faust  
Pleurocera acuta  
Micropterus dolomieu (exper.) (stomach)      Williams, R. R., 1968 a, pl. 1, figs. 1-6  
Tippecanoe River near Battleground, Indiana
- Leucochloridiomorpha constantiae      Fried, B.; and Davis, J. E., 1972 a, figs.  
X-irradiated metacercariae, infectivity, development, chick, chorioallantois
- Leucochloridiomorpha constantiae (Mueller, 1935)      Fried, B.; and Harris, K. R., 1971 a  
reproduction, single- and double worm infections
- Leucochloridiomorpha constantiae (Mueller, 1935)      Fried, B.; and Lang, W. H., 1971 a  
gross and histologic observations domestic chick (bursa of Fabricius) (exper.)
- Leucochloridiomorpha constantiae      Fried, B.; and Roberts, T. M., 1972 a  
pairing, in vitro, in chick bursa of Fabricius, on chorioallantois
- Leucochloridiomorpha constantiae      Harris, K. R.; and Cheng, T. C., 1972 a  
presumptive neurosecretory cells containing glycoprotein, possible role in maturation
- Leucochloridiomorpha constantiae metacercariae      Harris, K. R.; and Cheng, T. C., 1973 a, figs.  
distribution and function, neutral fats in intestinal caeca
- Leucochloridiomorpha constantiae      Harris, K. R.; Fried, B.; and Mayer, D. A., 1972 a  
infectivity, growth, development, in chick, on chick chorioallantois
- Leucochloridium sp.  
Sorex minutus (intestine)      Bykhovskaia, I. E. (Pavlovskaja); Vysotskaia, S. O.; and Kulakova, A. P., 1970 a, fig.  
Transcarpathian region (Ukraine)
- Leucochloridium actitis Tringa glareola      Belopol'skaia, M. M., 1969 a  
Baltic Sea
- Leucochloridium macrostomum Pyrrhula pyrrhula (intestine)      Williams, I. C.; and Newton, I., 1969 a  
Southern England
- Leucochloridium phragmitophila      Poimanskaia, T., 1969 a, figs. 1, 2  
morphological variation, different hosts  
Acrocephalus arundinaceus  
Panurus biarmicus      all from Volga delta



- Leucochloridium phragmito-  
phila f. microbursata n.f.  
Motacilla flava Poymanskaia, T., 1969 a, 63-  
68, fig. 3  
western Siberia
- Levinseniella nov. subgen. Deblock, S.; and Pearson,  
key J. C., [1971 a], 773, 784  
subgen. of Levinseniella Stiles et Hassal, 1901
- Levinseniella Stiles & Hassal, 1901 Overstreet, R. M.; and Perry,  
Syn.: Heardlevinseniella H. M., 1972 a, 436  
Yamaguti, 1971
- Levinseniella (L.) sp. Deblock, S.; and Pearson,  
A. G. Canaris J. C., [1971 a], 784  
key
- Levinseniella (L.) sp. 1 Deblock, S.; and Pearson,  
(Heard) J. C., [1971 a], 786  
key
- Levinseniella (Monarrhenos) Deblock, S.; and Pearson,  
sp. 2 (Heard) J. C., [1971 a], 787  
key
- Levinseniella (Monarrhenos) Deblock, S.; and Pearson,  
sp. 3 (Heard) J. C., [1971 a], 787  
key
- Levinseniella sp. Osmanov, Osmanov, S. O., 1971 a, 174,  
1967 fig.  
Acipenser nudiventris ? Uzbekistan  
(intestine)
- Levinseniella acanthophalla Deblock, S.; and Pearson,  
Oschmarin, 1963, sp. inq. J. C., [1971 a], 790  
key
- Levinseniella (Monarrhenos) Deblock, S.; and Pearson,  
amicolae Etges, 1953 J. C., [1971 a], 788  
sp. inq. key
- Levinseniella (L.) brachy- Deblock, S.; and Pearson,  
soma (Creplin, 1837) J. C., [1971 a], 785  
key
- Levinseniella bucephalae Deblock, S.; and Pearson,  
(Yamaguti, 1935) sp. inq. J. C., [1971 a], 789  
key
- Levinseniella bucephalae Deblock, S.; and Pearson,  
sensu Belopolskaia, 1954 J. C., [1971 a], 784  
as syn. of Levinseniella (L.) cipangi nov. sp.
- Levinseniella (Monarrhenos) Deblock, S.; and Pearson,  
bucephalae sensu Ryjikov J. C., [1971 a], 789  
et Timofeeva, 1961  
key
- Levinseniella bucephalae Deblock, S.; and Pearson,  
tringae Oschmarin, 1963 J. C., [1971 a], 789  
key
- Levinseniella (Monarrhenos) Deblock, S.; and Pearson,  
byrdi Heard, 1968 J. C., [1971 a]  
key
- Levinseniella byrdi Heard, 1968  
Rallus longirostris  
(ceca) Heard, R. W. III, 1970 a  
Alabama, Georgia, S. Caro-  
lina, N. Carolina, Virginia,  
Maryland, New Jersey, New  
York
- Levinseniella (L.) camtscha- Deblock, S.; and Pearson,  
tica Morosov, 1960, sp. J. C., [1971 a], 786  
inq. key
- Levinseniella (Monarrhenos) Overstreet, R. M.; and Perry,  
capitanea n. sp. H. M., 1972 a, 436-439, figs.  
1-5  
Callinectes sapidus vicinity of Raccoon Island,  
(hepatopancreas, gonads) Bay Boudreau, St. Bernard  
Parish, Louisiana and Cat  
Island near Gulfport, Harri-  
son County, Mississippi
- Levinseniella (L.) cartere- Deblock, S.; and Pearson,  
tensis Coil et Heard, 1966 J. C., [1971 a], 784  
key
- Levinseniella carteretensis Heard, R. W. III, 1970 a  
Coil and Heard, 1966 Beaufort, North Carolina  
Rallus longirostris (ceca)
- Levinseniella (L.) cipangi Deblock, S.; and Pearson,  
nov. spec. J. C., [1971 a], 784  
key  
Syn.: L. bucephalae sensu Belopolskaia, 1954
- Levinseniella cruzi Tra- Deblock, S.; and Pearson,  
vassos, 1920 sp. inq. J. C., [1971 a], 789  
key
- Levinseniella (L.) fissico- Deblock, S.; and Pearson,  
style Belopolskaia, 1958 J. C., [1971 a], 785  
key
- Levinseniella heardi Canaris, A. G.; and Ogambo-  
Ablepharus bountonii Ongoma, A. H., 1973 a  
africanus Kenya
- Levinseniella howensis Deblock, S.; and Pearson,  
Johnston, 1916 J. C., [1971 a], 790  
key
- Levinseniella (Monarrhenos) Deblock, S.; and Pearson,  
hunteri Heard J. C., [1971 a], 787  
key
- Levinseniella indica Lal, Deblock, S.; and Pearson,  
1936 sp. inq. J. C., [1971 a], 789  
key
- Levinseniella (L.) micro- Deblock, S.; and Pearson,  
ovata Belopolskaia, 1958 J. C., [1971 a], 777-780,  
786, fig.  
key all from Raby Bay, Queens-  
land, Australia  
Charadrius mongolus (tube  
digestif)  
C. dominicus (tube digestif)
- Levinseniella (Monarrhenos) Deblock, S.; and Pearson,  
monodactyla n. sp. J. C., [1971 a], 773, 774-  
key 777, 788, figs. 1-2  
Charadrius mongolus Raby Bay, Queensland,  
(tube digestif) Australia

- Levinseniella (Monarrhenos) Deblock, S.; and Pearson, J. C., [1971 a], 788  
pellucida Jaegerskioeld, 1907  
key
- Levinseniella (Monarrhenos) Deblock, S.; and Pearson, J. C., [1971 a], 787  
polydactyla Deblock et Rosé, 1962  
key
- Levinseniella propinqua Belopol'skaia, M. M., 1969 a  
Calidris alpina Baltic and Okhotsk Seas
- Levinseniella (L.) propinqua Deblock, S.; and Pearson, J. C., [1971 a], 786  
Jaegerskioeld, 1907  
key
- Levinseniella (L.) ryjikovi Deblock, S.; and Pearson, J. C., [1971 a], 785  
Belopolskaia, 1963  
key
- Liliatrematinae Nasir, P.; Diaz, M. T.; and Cathaemasiidae, key Marciano G., D., 1971 a
- Limatum sp. Travassos, Fahmy, M. A. M.; Rifaat, M. A.; and Arafa, M. S., 1969 a  
1921 Rattus norvegicus Egypt
- Limatum duboisi Andreiko, A.F.; and Skvortsov, V. G., 1968 a  
Hurková, 1961 all from Moldavia  
Myotis daubentoni  
M. dasycneme  
M. mystacinus  
M. blythi  
Vespertilio serotinus
- Limatum gastroides Blankespoor, H. D.; and Macy, 1935 Ulmer, M. J., 1971 a  
Myotis lucifugus (stomach) Iowa
- Limatum gastroides Cain, G. D., 1969 a  
hemoglobin studies
- Limatum gastroides Macy, Martin, D. R., 1969 a, figs. 1935  
Syn.: Limatum istmicus Caballero, 1964  
Peropteryx kappleri South Cali, Departamento del (anterior one-third intestine) Valle, Colombia, South America
- Limatum gastroides Webster, W. A., 1971 b  
Macy, 1935 Jamaica  
Chilonycteris macleayi
- Limatum istmicus Caballero, Martin, D. R., 1969 a, 258  
ero, 1964  
as syn. of Limatum gastroides Macy, 1935
- Limnephrotus Malmberg, G., 1970 b, 54, 113,  
subgen. of Gyrodactylus 147  
Syn.: G. wagneri-complex Malmberg, 1957
- Lintaxine Sproston, 1946 Yamaguti, S., 1963 a  
Syn.: Heteraxine of Linton, 1940, nec Yamaguti, 1938
- Lintaxine microcotyla Man-ter et Prince Yamaguti, S., 1963 a  
as syn. of Megamicrocotyle microcotyla (Manter et Prince, 1953) n. comb.
- Lintonium vibex (Linton, 1900) Machida, M., 1971 a, fig. near Tsushima Islands, Sea of Japan  
Navodon modestus (stomach) " "  
Stephanolepis cirrifer " "
- Lintonium vibex Machida, M.; Ichihara, A.; Stephanolepis cirrifer and Kamagai, S., 1970 a (stomach) all from sea north of the Sea of Japan  
Navodon modestus (stomach) Tsushima Islands
- Liorchis scotiae Asadov, S. M.; Melikov, Iu.F.; Planorbis planorbis and Gadzhieva, S. A., [1973 a] (nat. and exper.) Azerbaïdžhan SSR
- Liorchis scotiae (Willmott, 1950) Velichko, 1966 Nikitin, V. F., 1972 a  
Astrakhansk oblast  
cattle, incidence, epizootiology, control
- Lissorchis Magath, 1917 Krygier, B. B.; and Macy, key to species, includes: R. W., 1969 a, 136, 138  
L. simeri (Van Cleave and Mueller, 1932; L. mutabile (Cort, 1918); L. gullaris Self and Campbell, 1956; L. fairporti Magath, 1917; L. garricki (Simer, 1929); L. hypentelii (Fishthal, 1942); L. translucens (Simer, 1939); L. crassicurum (Haderlie, 1953); L. heterorchis n. sp.; L. attenuatum (Van Cleave and Mueller, 1932); L. polylobatum (Haderlie, 1950)  
Syns.: Truganodistomum; Alloplagiorchis Simer, 1929
- Lissorchis spp. Kritsky, D.C.; Leiby, P.D.; Carpiodes carpio and Shelton, M.E., 1972 a  
upper Missouri River system
- Lissorchis attenuatum Krygier, B. B.; and Macy, R. W., 1969 a, 138  
(Van Cleave and Mueller, 1932) [n. comb.]  
key
- Lissorchis crassicurum Krygier, B. B.; and Macy, R. W., 1969 a, 138  
(Haderlie, 1953) [n. comb.]  
key
- Lissorchis garricki Krygier, B. B.; and Macy, R. W., 1969 a, 138  
(Simer, 1929) [n. comb.]  
key
- Lissorchis gullaris Self and Peterson, C. A., 1972 a  
Leiby, P. D.; Kritsky, D.C.; and Peterson, C. A., 1972 a  
Ictiobus cyprinellus Missouri River in North Dakota, northern South Dakota
- Lissorchis heterorchis sp. n. Krygier, B. B.; and Macy, R. W., 1969 a, 136, 138, 139, key  
Catostomus macrocheilus (small intestine) Multnomah Creek, Multnomah County, Oregon
- Lissorchis hypentelii Krygier, B. B.; and Macy, R. W., 1969 a, 138  
(Fishthal, 1942) [n. comb.]  
key
- Lissorchis polylobatum Krygier, B. B.; and Macy, R. W., 1969 a, 138  
(Haderlie, 1950) [n. comb.]  
key

- Lissorchis simeri* (Van Cleave and Mueller, 1932) [n. comb.] key Krygier, B. B.; and Macy, R. W., 1969 a, 138
- Lissorchis translucens* (Simer, 1929) [n. comb.] key Krygier, B. B.; and Macy, R. W., 1969 a, 138
- Liver fluke milk quality of infected animals Black, N.M.; and Froyd, G., 1972 a
- Liver fluke transport of intestinal bacteria, migrating forms of liver fluke Damm, A., 1971 a
- Liver fluke control measures in cattle, possible decrease in salmonellosis, Acedist Dijkstra, R. G., 1973 a
- Liver fluke sheep, review Great Britain. Ministry of Agriculture, Fisheries and Food, 1971 b
- Liver fluke acute form in sheep, Ranide Healey, J. S., 1971 b
- Liver fluke hexachlorophene, calves Wood, D. R., 1971 a
- Lobatocreadium* n. gen. Lepocreadiidae Madhavi, R., 1972 a, 217, 219, 220  
tod: *L. manteri* n. sp.
- Lobatocreadium exiguum* (Manter, 1963) n. comb. Syn.: *Lepocreadium exiguum* Manter, 1963 Madhavi, R., 1972 a, 217, 220
- Lobatocreadium manteri* gen. et sp. n. (tod) (intestine of all) Sufflamen capistratus Hemibalistes chrysoptera Madhavi, R., 1972 a, 217, 218, 219, 220, fig. 4  
all from Waltair Coast, Bay of Bengal
- Lobatosoma* sp. *Trachinotus falcatus* (small intestine) Fischthal, J. H.; and Thomas, J. D., 1972 a  
Volta River estuary near Sogakofe, Ghana
- Longicollia* emend. Echinostomatidae, Himasthinae Pursglove, S. R. (jr.); and Hall, J. E., 1970 a
- Longicollia canaanensis* sp. n. *Philohela minor* (intestine) Pursglove, S. R. (jr.); and Hall, J. E., 1970 a, 490-492, figs. 1-5  
Canaan Valley, Tucker County, West Virginia
- Longicollia echinata* *Calidris alpina* *Tringa glareola* Belopol'skaia, M. M., 1969 a  
all from Baltic Sea
- Longiductotrema* n. gen. Microphallidae, Maritreminae Deblock, S.; and Heard, R.W., 1969 a, 415, 423  
mt: *L. floridensis* n. sp.
- Longiductotrema floridensis* n. gen., n. sp. (mt) Rallus longirostris (intestin grêle) Deblock, S.; and Heard, R.W., 1969 a, 415, 420-423, figs. 3-4  
Big Pine Key, Floride, Etats-Unis
- Lophocotyle* Braum, 1896 Acanthocotylidae, *Lophocotylinae* n. subfam. Yamaguti, S., 1963 a
- Lophocotylinae* n. subfam. Acanthocotylidae, key includes: *Lophocotyle* Braum, 1896 Yamaguti, S., 1963 a, 109, 111
- Lophotaspis interiora* juvenile stage *Elliptio crassidens* *E. strigosus* *Fusconaila succissa* *Lempsilis hydiana* (kidney) *Ligumia subangulata* *Pleurobema strodeanum* Hendrix, S. S.; and Short, R. B., 1972 a, figs.  
all from rivers of north-western Florida
- Loxogenes arcanum* (Nickerson, 1900) *Rana clamitans* Spence, J. A.; and Peters, L. E., 1971 a  
Worcester Lake, Schoolcraft county, Michigan
- Loxura sasikala* Unnithan as syn. of *Axine sasikala* (Unnithan, 1957) n. comb. Yamaguti, S., 1963 a
- Lutztrema* "species having only one intestinal caecum should be retained" Bano, S., 1970 a
- Lutztrema microstomum* *Toxostoma rufum* (gall bladder) Peet, S.; and Ulmer, M. J., 1971 a  
Dickinson County, Iowa
- Lutztrema monenteron* review *Turdus migratorius* (gall bladder, bile ducts) Levin, N. L., 1970 a  
Champaign County, Illinois
- Lutztrema monenteron* Price and McIntosh, 1935 *Turdus migratorius* (intestine) Spence, J. A.; and Peters, L. E., 1971 a  
Schoolcraft county, Michigan
- Lutztrema singhi* sp. n. *Corvus splendens* (gall bladder, liver) Bano, S., 1970 a, 135, 136, 137-138, figs. 1B, 2  
India
- Lutztrema stunkardi* sp. n. *Corvus splendens* Bano, S., 1970 a, 136, 138-140, figs. 1A, 3  
India
- Lyperosomum intermedium* sp. n. *Oryzomys palustris* (pancreas) Denton, J. F.; and Kinsella, J. M., 1972 a, 226-228, figs. 1-3  
Cedar Key, Levy County, Florida; Sapelo Island, Georgia
- Lyperosomum oswaldoi* (Travassos, 1919) *Toxostoma rufum* (gall bladder, bile ducts) Peet, S.; and Ulmer, M. J., 1971 a  
Dickinson County, Iowa

- Lyperosomum sinuosum*  
 Travassos, 1917  
*Rallus longirostris*  
 (pancreas)
- Heard, R. W. III, 1970 a  
 Louisiana; Alabama; Georgia;  
 South Carolina
- Lyperosomum soricis* Bykhovskaia-Pavlovskaiia et Kulakova sp. n.  
*Sorex araneus* (liver)
- Bykhovskaia, I. E. (Pavlovskaiia); Vysotskaiia, S. O.; and Kulakova, A. P., 1970 a, 25, 27-29, 33, fig. 2  
 Transcarpathian region (Ukraine), Dil Khustsk region
- Lyrodiscus minimus* n. sp.  
*Ambloplites rupestris*
- Kritsky, D. C.; and Hathaway, R. P., 1969 a, 143-144, figs. 1-8  
 Salt Fork, Vermilion River near Oakwood, Vermilion Co., Illinois
- Lyrodiscus seminolensis*  
*Lepomis macrochirus*  
 seasonal distribution
- Rawson, M. V. (jr.); and Rogers, W. A., 1972 a  
 Russell County, Alabama

- Macrobilharzia Travassos*, Farley, J., 1971 a  
 1923  
 Schistosomatidae; Schistosomatinae  
 key to species  
 includes: *M. macrobilharzia*; *M. baeri*
- Macrobilharzia baeri* (Fain, Farley, J., 1971 a  
 1955) n. comb.  
 key  
 Syns.: *Ornithobilharzia baeri* Fain, 1955; *Ornithobilharzia phalacrocoraxi* Baugh, 1963
- Macrodera longicollis* Dobrovolskii, A. A., 1971 a,  
 (Abildgaard, 1788) Lühe, figs.  
 1909  
 life cycle, morphology  
 Planorbis planorbis (exper.)
- Macroderoididae* [sp.] Esch, G. W., 1971 a  
*Helisoma* spp. Gull Lake, Michigan
- Macrogyrodactylinae* n. subf. Yamaguti, S., 1963 a, 9, 20  
*Gyrodactylidae*, key  
 includes: *Macrogyrodactylus* Malmberg, 1957
- Macrogyrodactylus* Malmberg, 1957 Yamaguti, S., 1963 a, 20-21  
 berg, 1957  
*Gyrodactylidae*; *Macrogyrodactylinae* n. subf.  
 Syn.: *Neogyrodactylus* Prudhoe, 1957
- Macrogyrodactylus congolensis* (Prudhoe, 1957) n. comb. Yamaguti, S., 1963 a, 21-22,  
 386, 387, pl. 2, fig. 12a-c  
 Syn.: *Neogyrodactylus congolensis* Prudhoe, 1957
- Macrohaptor hopkinsi* Meade, T. G.; and Bedinger,  
 Allison, 1967 C. A. (jr.), 1972 a, fig.  
 (gills of all) all from eastern Texas  
*Lepomis macrochirus*  
*L. marginatus*
- Macrophallus Otagaki*, 1958 Heard, R. W. III; and Sikora,  
 (not Mueller, 1922) W. B., 1969 a  
 as syn. of *Probolocoryphe* Otagaki, 1958
- Macrophallus asadai* Otagaki, 1958 Heard, R. W. III; and Sikora,  
 W. B., 1969 a  
 as syn. of *Probolocoryphe* asadai (Otagaki, 1958)
- Macrovalvitrema Caballero et Bravo-Hollis*, 1955 (type genus), key Yamaguti, S., 1963 a  
*Macrovalvitrematidae* n. fam. Macrovalvitrematidae n. fam.
- Macrovalvitrematidae* n. fam. Yamaguti, S., 1963 a, 205  
 type genus: *Macrovalvitrema* Caballero et Bravo-Hollis, 1955  
*Diclidophoroidea* key to genera; includes  
*Hargisia* n. gen., *Macrovalvitrematoides* n. gen.,  
*Pseudotagia* n. gen., *Pterinotrematoides* Caballero et  
 Bravo Hollis, 1955
- Macrovalvitrematoides* n. g. Yamaguti, S., 1963 a, 206,  
*Macrovalvitrematidae* 208  
 n. fam. tod: *M. micropogoni* (Pearse,  
 key 1949) n. comb.
- Macrovalvitrematoides micropogoni* (Pearse, 1949) Yamaguti, S., 1963 a, 208,  
 482, 483, pl. 50, fig. 339a-c  
 n. gen., n. comb. (tod) Florida and North Carolina  
 Syn.: *Tagia micropogoni* Pearse, 1949  
 +*Micropogon undulatus* (gills)
- Macrovalvitrematoides micropogoni* (= *Tagia micropogoni*) Joy, J. E., 1972 a  
 geographical distribution Clear Lake, Texas  
*Micropogon undulatus* (gills)
- Macrovalvitrematoides micropogoni* (Pearse, 1949) Kingston, N.; Dillon, W. A.;  
 and Hargis, W. J. (jr.),  
 1969 a, figs. 9-10  
 Yamaguti, 1963 description of oncomiracidium  
 Syn.: *Tagia micropogoni* Pearse, 1949  
*Micropogon undulatus* York River, Virginia  
 (gills)
- Maculifer pacificum* Machida, M.; Ichihara, A.;  
 Yamaguti and Kamegai, S., 1970 a  
*Fugu pardalis* (intestine) sea north of the Tsushima  
 Islands
- Magnacetabulum* sp. (im- Machida, M.; Ichihara, A.;  
 mature) and Kamegai, S., 1970 a  
*Peroanthias japonicus* sea north of the Tsushima  
 (stomach) Islands
- Magnacetabulum selari* Parukhin, A. M., 1973 a  
 age of host, degree of Indian Ocean  
 infection  
*Trachurus trachurus*
- Magnacetabulum trachuri* Machida, M.; Ichihara, A.;  
 Yamaguti and Kamegai, S., 1970 a  
*Trachurus japonicus* sea north of the Tsushima  
 (stomach) Islands
- Magniscyphus* Reid, Coil, Nasir, P.; and Diaz, M. T.,  
 and Kuntz, 1965 1971 d, 28  
 as syn. of *Lecithochirium* Lühe, 1901
- Manterella* gen. n. Unnithan, R. V., 1971 a, 366,  
*Microcotylidae*, *Microcotylinae* 369, 389  
 tod: *M. heteracantha* (Manter, 1938) comb. n.
- Manterella heteracantha* Unnithan, R. V., 1971 a, 366,  
 (Manter, 1938) comb. n. 389
- Manterella longicauda* Unnithan, R. V., 1971 a, 389  
 (Goto, 1900) comb. n.
- Manterella pentapodi* Unnithan, R. V., 1971 a, 389  
 (Sandars, 1944) comb. n.
- Manterella pseudoneteracantha* [sic] (Hargis, 1956) Unnithan, R. V., 1971 a, 389  
 comb. n.
- Manterella sciaenicola* Unnithan, R. V., 1971 a, 389  
 (Murray, 1933) comb. n.
- Margeana* Cort, 1919 Nasir, P.; and Diaz, M. T.,  
 as syn. of *Glythelmins* 1970 a, 271  
 Stafford, 1905, emend.
- Maritrema* sp. (near *M. prolixum* Caballero and Heard, R. W. III, 1970 a  
 Montero-Gei, 1961) Alabama; Georgia; South  
 Carolina; Virginia; Maryland  
*Rallus longirostris* (small intestine)
- Maritrema apodemum* (Lewis, Lewis, J. W., 1968 a  
 1966) Skomer Island, Wales  
*Apodemus sylvaticus* (small intestine)
- Maritrema glandulosa* Coil, Heard, R. W. III; and Sikora,  
 1955 W. B., 1969 a  
 as syn. of *Probolocoryphe glandulosa* (Coil, 1955) comb. n.
- Maritrema gratiosum* Belopol'skaia, M. M., 1969 a  
 Calidris alpina White Sea
- Maritrema opisthometra* Belopol'skaia, M. M., 1969 a  
 Tringa glareola Baltic Sea

- Maritrema prosthometra* n. sp. Deblock, S.; and Heard, R.W., 1969 a, 415, 416-419, figs. 1-2  
*Rallus longirostris* (intestin grêle) Savannah (Georgie), et toute la côte atlantique (Caroline du Sud et du Nord, Virginie, Maryland et New Jersey)
- Maritrema prosthometra* Deblock and Heard, 1969  
*Rallus longirostris* (small intestine) Heard, R. W. III, 1970 a Louisiana; Mississippi; Alabama; Georgia; South Carolina; North Carolina; Virginia; Maryland; N. Jersey; N. York  
*Uca minax* Atlantic and Gulf coasts  
*U. pugnax* "  
*U. rapax* "  
*Procyon lotor* coastal Georgia  
*Catoptrophorus s. semipalmatus* " "  
*Amospiza maritima macgillivraii* " "
- Maritrema raminellae* (Dery, 1958) Deblock et al., 1961 as syn. of *Odhneria odhneri* Travassos, 1921 Sinclair, N. R., 1971 a, 980
- Maritrema sethsmithi* Ablepharus bountonii africanus Canaris, A. G.; and Ogambo-Ongoma, A. H., 1973 a Kenya
- Maritrema subdolum* *Calidris alpina* *Tringa glareola* Belopol'skaia, M. M., 1969 a all from White and Baltic Seas
- Maritrema subdolum* Jäger-skiold, 1909 cercariae in *Hydrobia ulvae*, saline resistance Berger, V. Ia., 1969 a
- Maritrema uca* Sarkisian, 1957 as syn. of *Probolocoryphe uca* (Sarkisian, 1957) comb. n. Heard, R. W. III; and Sikora, W. B., 1969 a
- Maritreminoides ablephari* *Ablepharus bountonii* africanus Canaris, A. G.; and Ogambo-Ongoma, A. H., 1973 a Kenya
- Maritreminoides nettae* (Gower, 1936) *Didelphis virginiana* (small intestine) Miller, G. C.; and Harkema, R., 1970 a North Carolina
- Maritreminoides raminellae* Dery, 1958 as syn. of *Odhneria odhneri* Travassos, 1921 Sinclair, N. R., 1971 a, 980
- Markevitschiella nakazawai* (Kobayashi, 1921) *Chrysochrys major* (pyloric caecum, intestine) Machida, M., 1971 a near Tsushima Islands, Sea of Japan
- Markevitschiella nakazawai* (Kobayashi) *Chrysochrys major* (pyloric caecum & intestine) Machida, M.; Ichihara, A.; and Kamegai, S., 1970 a sea north of the Tsushima Islands
- Markevitschiana crucifera* Allamuratov et Kowal, 1966 (nasal fossa of all) *Varicorhinus capoëta heratensis natio steindachneri* *Barbus cepito conocephalus* *Schizothorax intermedius* *Cyprinus carpio* Osmanov, S. O., 1971 a, 109, fig. all from Uzbekistan
- Massoprostatini* Dubois, 1951 Dubois, G., 1970 a  
*Proterodiplostomatinae* Dubois, 1936
- Mazocraeoides hargisi* Price, 1961 description of *oncomiracidium* Brevoortia tyrannus (gills) Kingston, N.; Dillon, W.A.; and Hargis, W. J. (jr.) 1969 a, figs. 7-8 York River, Virginia
- Mecynophallus* Connor, 1957 nom. nud. as syn. of *Probolocoryphe* Heard, R. W. III; and Sikora, W. B., 1969 a Otagaki, 1958
- Mecynophallus* Cable, Connor, and Balling, 1960 as syn. of *Probolocoryphe* Heard, R. W. III; and Sikora, W. B., 1969 a Otagaki, 1958
- Mecynophallus glandulosus* (Coil, 1955) Cable, Connor, and Balling, 1960 as syn. of *Probolocoryphe glandulosa* (Coil, 1955) comb.n. Heard, R. W. III; and Sikora, W. B., 1969 a
- Mecynophallus uca* (Sarkisian, 1957) Ching, 1963 as syn. of *Probolocoryphe uca* (Sarkisian, 1957) comb.n. Heard, R. W. III; and Sikora, W. B., 1969 a
- Megalatriotrema* gen. n. *Microphallidae*; *Megalatriotreminae* sub-fam. nov. Rao, R., 1969 a, 125, 129-130 tod: *M. hispidum* n. sp.
- Megalatriotrema* Rao, 1969 *Syn.: Bengaliniella* n. gen. Deblock, S.; Mukherjee, R.P.; and Ghosh, R. K., 1970 a, 211
- Megalatriotrema dicaeacus* (Mukherjee et Ghosh, 1967) Deblock et coll., 1970 [n. comb.] *Syn.: M. hispidum* Rao, 1969 Deblock, S.; Mukherjee, R.P.; and Ghosh, R. K., 1970 a, 211
- Megalatriotrema hispidum* n. gen., n. sp. (tod) *Rana tigrina* (intestine) Rao, R., 1969 a, 125-130, figs. 1-2 Gadwal, Hyderabad, Andhra Pradesh, India
- Megalatriotrema hispidum* Rao, 1969 as syn. of *M. dicaeacus* (Mukherjee et Ghosh, 1967) Deblock et coll., 1970 [n. comb.] Deblock, S.; Mukherjee, R.P.; and Ghosh, R. K., 1970 a, 211
- Megalatriotreminae* sub-fam. nov. *Microphallidae* Rao, R., 1969 a, 125, 129 type: *Megalatriotrema* n. gen.
- Megalocotyle australis* (Robinson, 1961) n. comb. *Syn.: Trochopus australis* Robinson, 1961 *Helicolenus percoides* (gills) redescription Dillon, W.A.; and Hargis, W. J. (jr.), 1965 a, 229, 242-245, pl. III, figs. 20-27 Cape Campbell, Marlborough Province, South Island, New Zealand
- Megalocotyle johnstoni* Robinson as syn. of *Allomegalocotyla johnstoni* (Robinson, 1961) n. gen., n. comb. Yamaguti, S., 1963 a
- Megalocotyle latridis* Robinson as syn. of *Pseudomegalocotyla latridis* (Robinson, 1961) n. gen., n. comb. Yamaguti, S., 1963 a

- Megalocotylodes patagonicus* sp. n. Evdokimova, E. B., 1969 a, 415, 417-419, figs. 3-4  
Atlantic Ocean, Patagonian shelf
- Epinephelus alexandrinus* (gills)
- Megalodiscus temperatus* Bogitsh, B. J.; and Krupa, P. L., 1972 a  
tegument, lack of nucleosidediphosphatase activity
- Megalodiscus temperatus* Cain, G. D., 1969 a  
hemoglobin studies
- Megalodiscus temperatus* Fried, B.; and Stromberg, B. E., 1971 a  
egg-shell precursors of sclerotin, phenols, basic proteins, polyphenol oxidase
- Megalodiscus temperatus* Hollis, P. D., 1972 b  
Stafford, 1905 central east Texas  
*Rana catesbeiana*
- Megalodiscus temperatus* Nollen, P. M., 1971 a  
eggshell histochemistry
- Megalodiscus temperatus* Strong, P. A.; and Bogitsh, B. J., 1973 a, figs.  
ultrastructure, lymph system
- Megalodiscus temperatus* Ulmer, M. J., 1971 a  
miracidial host-finding
- Megaloncidae Yamaguti, Yamaguti, S., 1963 a  
1958  
Megaloncoidea n. superfam.  
includes: Megaloncus Yamaguti, 1958
- Megaloncoidea n. superfam. Yamaguti, S., 1963 a, 234-  
Polyopisthocotylea 235  
includes: Megaloncidae, Anchorophoridae, key to families
- Megalophallus* Prévot, G.; and Deblock, S., 1970 a, 221-222  
key to species  
includes: *M. diodontis* Siddiqi et Cable, 1960; *Megalophallus* sp. Heard; *M. pentadactylus* Cable, Connor et Balling, 1960; *M. carcini* Prévot et Deblock, 1970
- Megalophallus carcini* Prévot, G.; and Deblock, S., 1970 a, 213-222, figs. 1-5  
n. sp. key  
Port Saint-Louis (est de Carcinus maenas (l'hépatopancreas)  
l'embouchure du Rhône)  
France
- Megamicrocotyle microcotyla* Yamaguti, S., 1963 a  
(Manter et Prince, 1953) n. comb.  
Syn.: *Lintaxine microcotyla* Manter et Prince
- Megasolena archosargi* Fischthal, J. H.; and Williams, M. O., 1971 a  
Sogandares and Hutton, 1959  
as syn. of *Megasolena hysterospina* (Manter, 1931) Overstreet, 1969
- Megasolena hysterospina* Fischthal, J. H.; and Williams, M. O., 1971 a  
(Manter, 1931) Overstreet, 1969  
Sierra Leone River estuary near Bullom, Sierra Leone  
Syns: *Lepidauchen hysterospina* Manter, 1931; *Megasolena archosargi* Sogandares and Hutton, 1959  
*Chaetodipterus lippei* (small intestine)
- Mehraorchis chamaeleonis* Simha, S. S.; and Rao, L. N., 1972 a  
valid species  
*Chamaeleon zeylanicus* (intestine)
- Mehraorchis ranarum* Simha, S. S.; and Rao, L. N., 1972 a, figs.  
absence of the receptaculum seminis and the proximal portion of the uterus acts as receptaculum seminis uterinum  
*Rana tigrina* (bile ducts, gall bladder)
- Mehratrema dollfusi* Sri-vastava, 1939 Hafeezullah, M., 1971 b, fig. Karwar, Arabian Sea  
*Arius platystomus* (intestine)
- Meiogymnophallus* Ching, Ching, H. L., 1972 a  
1965  
not a synonym of *Gymnophalloides* Fujita, 1925
- Meiogymnophallus jamesoni* Bowers, E. A., 1966 a, 277-  
sp. nov. 282, fig. 1-4  
*Melanitta nigra* (rectum) Oxwich Bay, Gower Peninsula, South Wales
- Merizocotyle* Cerfontaine, Dillon, W. A.; and Hargis, W. 1894 J. (jr.), 1965 a  
Monocotylidae; Merizocotylinae
- Merizocotyle amplidiscata* Dillon, W. A.; and Hargis, W. n. sp. J. (jr.), 1965 a, 229, 236, 237, 240-241, pl. II, figs. 15-19  
*Raja nasuta* (gills) Timaru and Akaroa, Canterbury Province, South Island, New Zealand
- Merizocotylinae Johnston Dillon, W. A.; and Hargis, W. and Tiegs, 1922 J. (jr.), 1965 a
- Mesocercaria Graham, L. C., 1969 a, fig. alariid, not a true hyperparasite of other helminths
- Mesocoelium* Odhner, 1910 Nasir, P.; and Díaz, M. T., revision, key to species 1971 c, 155-156  
includes: *Mesocoelium breviccaecum*; *M. monas*; *M. geomysdae*; *M. megaloon*
- Mesocoelium corti* [i.e. Nasir, P.; and Díaz, M. T., carli] André, 1915 1971 c, 150  
as syn. of *Mesocoelium monas* (Rudolphi, 1819) Freitas, 1958
- Mesocoelium danforthi* Nasir, P.; and Díaz, M. T., Hoffman, 1935 1971 c, 150  
as syn. of *Mesocoelium monas* (Rudolphi, 1819) Freitas, 1958
- Mesocoelium gabonensis* Maeder, A. M.; Combes, C.; and Knoepffler, L. P., 1969 [1971 b]  
*Ptychadena oxyrynchus* all from Lamakobé (République centrafricaine)  
*P. perreti*  
*P. superciliaris* (duodenum of all)
- Mesocoelium monas* (Rudolphi, 1819) Freitas, 1958 Maeder, A. M.; Combes, C.; and Knoepffler, L. P., [1971 a] fig. 2  
*Hylarana albolabris albolabris* all from Lamto (Côte d'Ivoire)  
*Ptychadena maccarthysensis*  
*Arthroleptis poecilnotus*  
*Hyperolius fusciventris fusciventris* (duodenum of all)

- Mesocoelium monas (Rudolphi, 1810) Freitas, 1958  
 Chiromantis rufescens  
 Hyalarana a. albolabris  
 Psychadena oxyrhynchus  
 P. perreti  
 P. superciliaris  
 (duodenum of all)
- Maeder, A. M.; Combes, C.; and Knoepffler, L. P., [1971 b], fig. 1  
 all from Lamakobé (République centrafricaine)
- Mesocoelium monas (Rudolphi, 1819) Freitas, 1958  
 redescription, key  
 Syns.: Mesocoelium corti [i.e. carli] André, 1915; M. danforthi Hoffman, 1935  
 Bufo granulosis (intestine) all from Estado Sucre, B. marinus " Venezuela
- Mesometra Luhe, 1901 emend. Paggi, L.; and Orecchia, P., 1964 a  
 Mesometridae; Mesometrinae n. subfam, key  
 includes: M. orbicularis (Rud., 1819) Lühe, 1901 (type) and M. brachycoelia Lühe, 1901
- Mesometra brachycoelia Lühe, 1901  
 Box salpa (intestine)
- Paggi, L.; and Orecchia, P., 1964 a, fig.
- Mesometra orbicularis (Rud., 1819) Lühe, 1901 (type)  
 Box salpa (intestine)
- Paggi, L.; and Orecchia, P., 1964 a, fig.
- Mesometridae Poche, 1926 revision  
 key to subfamilies, includes: Mesometrinae n. subfam; Wardulinae n. subfam.
- Paggi, L.; and Orecchia, P., 1964 a
- Mesometrinae n. subfam. Paggi, L.; and Orecchia, P., 1964 a, 308, 309, 310  
 Mesometridae, key  
 key to genera, includes: Mesometra; Centroderma; Stossichiella
- Mesonephrotus Malmberg subgen. of Gyrodactylus  
 includes: G. callariatis-group and G. arcuatus-group
- Malmberg, G., 1970 b, 29, 147
- Mesophorodiplostomum pricei (Krull, 1934)  
 Rynchops nigra
- Kinsella, J. M., 1972 a  
 Lake Okeechobee, Florida
- Mesorchis sp. Ixobrychus minutus (intestine)
- Borgarenko, L. F., 1970 b  
 Tadzhikistan
- Mesorchis denticulatus Rud., 1818
- Osmanov, S. O., 1971 a, 172  
 Uzbekistan
- Mesostephanus appendiculatus cercariae  
 Cercarienhüllenreaktion and agglutination reactions in avian schistosome antisera, no cross-reactivity
- LeFlore, W.B.; and Martin, W.E., 1972 a, figs.
- Mesostephanus neophroni Baugh, 1958  
 as syn. of Prohemistomum indicum (Mehra, 1947) Dubois 1951
- Dubois, G., 1969 a, 550
- Mesotretes peregrinus (Braun, 1900)  
 Rhinolophus ferrum-equinum  
 R. hipposideros  
 Miniopterus schreibersi
- Combes, C.; and Clerc, B., 1970 a, fig.  
 Pyrénées-Orientales, all from
- Metacercariae, external  
 Micropterus dolomieu  
 M. salmoides
- Esch, G. W., 1971 a  
 Gull Lake, Michigan  
 Gull, Wintergreen, Duck Lakes, Michigan  
 Gull Lake, Michigan  
 " "  
 Wintergreen and Duck Lakes, Michigan
- Ambloplites rupestris  
 Lepomis macrochirus  
 Lepomis sp. hybrid
- Metacercariae, visceral  
 Micropterus dolomieu  
 M. salmoides
- Ambloplites rupestris  
 Lepomis macrochirus  
 Lepomis sp. hybrid
- Esch, G. W., 1971 a  
 Gull Lake, Michigan  
 Gull, Wintergreen, Duck Lakes, Michigan  
 Gull Lake, Michigan  
 " "  
 Wintergreen and Duck Lakes, Michigan
- Metacercariae  
 Crocothemis servilla  
 servilla  
 Pantala flavescens  
 Brachythemis contaminata  
 Orthetrum sabina  
 Trithemis pallidinervis  
 Tramea basilaris burmeisteri
- Prakash, R.; and Pande, B. P., 1969 b  
 all from India
- Metacetaulum yamaguti n. sp.  
 Caretta caretta (large intestine)
- Chattopadhyaya, D. R., 1972 b, 99, 120-122, 123, fig. 9  
 Pamban (South India), Gulf of Manar
- Metadena Linton, 1910  
 Syn.: Exorchis Kobayashi, 1915
- Overstreet, R. M., 1971 b
- Metadena oviformis (Kobayashi, 1915) n. comb.
- Overstreet, R. M., 1971 b
- Metadena pagrosomi Yamaguti  
 Taius tumifrons (intestine)
- Machida, M.; Ichihara, A.; and Kamegai, S., 1970 a  
 sea north of the Tsushima Islands
- Metadena spectanda Travassos, Freitas, and Bührnheim 1967  
 redescription  
 Micropogon undulatus  
 Bairdiella chrysur
- Overstreet, R. M., 1971 b, figs.  
 all from Mississippi and Louisiana waters along coast of Gulf of Mexico
- Metagonimoides oregonensis size and sex of host  
 Goniobasis proxima
- Lang, B. Z.; Gleason, L. N.; and Rachford, F. W., 1970 a  
 North Carolina
- Metagonimoides oregonensis Price, 1931  
 morphological variation  
 Mastela vison
- Lang, B. Z.; and Vail, H. D., 1970 a, fig.  
 Carp River (Emmet County), Michigan
- Metagonimus yokogawai Ctenopharyngodon idella  
 Hypophthalmichthys molitrix
- Musselius, V. A., 1969 a  
 all from European USSR
- Metagonimus yokogawai culture
- Yasuraka, K., 1971 b, figs.
- Metagyrodactylus nom. nov. for: Neogyrodactylus Baugh, 1957, preoccupied  
 Gyrodactylidae; Gyrodactylinae tod: M. indicus (Baugh, 1957) [n. comb.]
- Yamaguti, S., 1963 a, 10, 18  
 384, 385, pl. 1, fig. 5
- Metagyrodactylus indicus (Baugh, 1957) [n. comb.]  
 Syn.: Neogyrodactylus indicus Baugh, 1957



- Metamicrocotyla Yamaguti, Yamaguti, S., 1963 a, 250  
1953  
Microcotylidae, Metamicrocotylinae, n. subfam.
- Metamicrocotyla manaarensis Unnithan, R. V., 1971 a, 385-  
sp. n. 387, 391, figs. 21-22  
Mugil troschellii (gills) all from Mandapam, India  
M. posecilus " "
- Metamicrocotylinae n. subf. Yamaguti, S., 1963 a, 238,  
Microcotylidae, key 250  
includes: Metamicrocotyla Yamaguti, 1953
- Metanephrotus Malmberg Malmberg, G., 1970 b, 46  
subgen. of Gyrodactylus  
includes: G. eucaliae-group; G. marinus-group; G. rarus-  
group; G. harengi-group; G. emembranatus-group
- Metaplehniiella Lebedev et Lebedev, B. I.; and Parukhin,  
Paruchin, gen. nov. A. M., 1972 a, 7, 11-12  
Sanguinicolidae, Deontacy- tod: M. lethrini sp. n.  
linae
- Metaplehniiella lethrini Lebedev, B. I.; and Parukhin,  
gen. nov., sp. nov. (tod) A. M., 1972 a, 7, 12-13,  
Lethrinus miniatus fig. 3A-V  
(stomach) Gulf of Mannar, Indian  
Ocean
- Metapseudaxine Mamaev, Lebedev, B. I., 1971 a  
1967  
as syn. of Sibitrema Yamaguti, 1966
- Metapseudaxine ventrosicula Lebedev, B. I., 1971 a  
Mamaev, 1967  
as syn. of Sibitrema poonui Yam., 1966
- Metorchis albidus Plotnikov, N. N.; and Litvin-  
chloxyyl (hexachloro- ov, S. K., 1971 a  
para-xylene)
- Metorchis albidus (Braun, Shaheen, A.S.; Babero, B.B.;  
1893) al-Dabagh, M.A.; and al-Din,  
morphology M.J.D., 1962 a, fig.  
dogs Iraq
- Metorchis albidus Sidorov, E. G., 1969 a  
[Homo sapiens] Kazakhstan
- Metorchis intermedius Vyshkvartseva, N. V., 1969 a,  
egg, miracidia, redia, figs.  
cercaria, metacercaria, morphology
- Metorchis pinguinicola Borgarenko, L. F., 1970 a  
Skrjabin, 1913 Tadjikistan  
Fulica atra (gall bladder)
- Microbilharzia canadensis Farley, J., 1971 a  
McLeod, 1937  
as syn. of Austrobilharzia terrigalensis Johnston, 1917
- Microbilharzia chapini Baugh, S. C., 1971 a  
as syn. of Austrobilharzia variglandis
- Microbilharzia chapini Farley, J., 1971 a  
Price, 1929  
as syn. of Austrobilharzia terrigalensis Johnston, 1917
- Microbilharzia hoepplii Farley, J., 1971 a  
Dutt and Srivastava, 1961  
as syn. of Austrobilharzia hoepplii (Tang, 1951)
- Microbilharzia lari McLeod, Farley, J., 1971 a  
1940  
as syn. of Austrobilharzia lari (McLeod, 1937) Penner,  
1953
- Microbilharzia manitobensis Farley, J., 1971 a  
McLeod, 1937  
as syn. of Austrobilharzia terrigalensis Johnston, 1917
- Microbilharzia variglandis Baugh, S. C., 1971 a  
as syn. of Austrobilharzia variglandis
- Microbilharzia variglandis Farley, J., 1971 a  
Stunkard and Hinchcliffe, 1952  
as syn. of Austrobilharzia terrigalensis Johnston, 1917
- Microbothriidae Price, Dillon, W.A.; and Hargis, W.  
1936 J. (jr.), 1965 a  
includes: Leptomicrobothrium n. gen.
- Microcotyle van Beneden Dillon, W. A.; and Hargis, W.  
and Hesse, 1863 J. (jr.), 1965 b
- Microcotyle v. Beneden & Unnithan, R. V., 1971 a, 387  
Hesse, 1863, sensu stricto  
Microcotylidae s. s., Microcotylinae  
includes: Microcotyle subgen. n., Scintillovulva sub-  
gen. n.
- Microcotyle subgen. n. Unnithan, R. V., 1971 a, 366,  
subgen. of Microcotyle 387-388  
tod: M. (M.) donavini v.  
Beneden & Hesse, 1863
- Microcotyle sp. of Linton, Kingston, N.; Dillon, W. A.;  
1905 and Hargis, W. J. (jr.),  
as syn. of Cynoscionico- 1969 a  
la heteracantha (Manter, 1938) Price, 1962
- Microcotyle sp. of Linton, Kingston, N.; Dillon, W. A.;  
1940 and Hargis, W. J. (jr.),  
as syn. of Cynoscionico- 1969 a  
la heteracantha (Manter, 1938) Price, 1962
- Microcotyle agonostomi Dillon, W. A.; and Hargis, W.  
Sandars, 1945 J. (jr.), 1965 b, 268  
as syn. of Neobivagina agonostomi (Sandars, 1945) n. comb
- Microcotyle (Microcotyle) Unnithan, R. V., 1971 a, 387-  
aigoi Ishii & Sawada, 1938 388
- Microcotyle alcedinis Paro- Yamaguti, S., 1963 a  
na et Perugia  
as syn. of Bivagina alcedinis (Parona et Perugia, 1890)  
n. comb.
- Microcotyle (Microcotyle) Unnithan, R. V., 1971 a, 388  
angelichthys (MacCallum, 1916)
- Microcotyle (Scintillovulva) Unnithan, R. V., 1971 a, 366,  
archosargi (MacCallum, 1913) 388  
comb. n.
- Microcotyle australis Mur- Dillon, W.A.; and Hargis, W.  
ray, 1931 J. (jr.), 1965 b, 268  
as syn. of Neobivagina australis (Murray, 1931) n. comb.
- Microcotyle australis Yamaguti, S., 1963 a  
Murray  
as syn. of Bivagina australis (Murray, 1931) n. comb.
- Microcotyle baumi Sprehn Yamaguti, S., 1963 a  
as syn. of Bivagina baumi (Sprehn, 1930) n. comb.

- Microcotyle brevis* n. sp. Dillon, W. A.; and Hargis, W. J. (jr.), 1965 b, 251, 262-263, 264, 265, pl. III, figs. 16-19  
*Forsterygion varium* (gills) Akaroa, Canterbury Province, South Island, New Zealand
- Microcotyle canthari* van Beneden & Hesse, 1863 Dillon, W. A.; and Hargis, W. J. (jr.), 1965 b, 268  
 as syn. of *Neobivagina canthari* (van Beneden & Hesse, 1863) n. comb.
- Microcotyle canthari* Beneden et Hesse Yamaguti, S., 1963 a  
 as syn. of *Diplasiocotyle canthari* (v. Beneden et Hesse, 1863) n. comb.
- Microcotyle* (*Microcotyle*) *caudata* Goto, 1894 Unnithan, R. V., 1971 a, 388
- Microcotyle* (*Microcotyle*) *centropristes* MacCallum, 1915 Unnithan, R. V., 1971 a, 387
- Microcotyle constricta* Robinson, 1961 Dillon, W. A.; and Hargis, W. J. (jr.), 1965 b, fig. "additional morphological features"  
*Parapercis colias* (gills) Dunedin, Otago Province, South Island, New Zealand
- Microcotyle* (*Microcotyle*) *ditrematis* Yamag., 1940 Unnithan, R. V., 1971 a, 388
- Microcotyle* (*Microcotyle*) *donavini* v. Beneden & Hesse, 1863 (tod of subgen.) Unnithan, R. V., 1971 a, 387
- Microcotyle draconis* Briot, 1904 Dillon, W. A.; and Hargis, W. J. (jr.), 1965 b, 270  
 as syn. of *Pauciconfibula draconis* (Briot, 1904) n. comb.
- Microcotyle* (*Microcotyle*) *elegans* Goto, 1894 Unnithan, R. V., 1971 a, 387
- Microcotyle* (*Microcotyle*) *erythrini* v. Beneden & Hesse, 1863 Unnithan, R. V., 1971 a, 387
- Microcotyle* (*Microcotyle*) *furcata* Linton, 1940 Unnithan, R. V., 1971 a, 387
- Microcotyle gerres* Sandars 1944 Dillon, W. A.; and Hargis, W. J. (jr.), 1965 b, 263  
 as syn. of *Aspinatrium gerres* (Sandars, 1944) n. comb.
- Microcotyle* (*Microcotyle*) *helotes* Sandars, 1944 Unnithan, R. V., 1971 a, 387
- Microcotyle heteracantha* Manter, 1938 Kingston, N.; Dillon, W. A.; and Hargis, W. J. (jr.), 1969 a  
 as syn. of *Cynoscionicola heteracantha* (Manter, 1938) Price, 1962
- Microcotyle* (*Microcotyle*) *hiatulae* Goto, 1900 Unnithan, R. V., 1971 a, 387
- Microcotyle ichimidei* Ishii et Sawada, 1938 Yamaguti, S., 1963 a  
 as syn. of *Bivagina tai* (Yamaguti, 1938) n. gen., n. comb.
- Microcotyle incomparabilis* MacCallum Yamaguti, S., 1963 a  
 as syn. of *Allopyragraphorus incomparabilis* (MacCallum, 1917) n. comb.
- Microcotyle* (*Scintillovulva*) *labracis* (v. Beneden & Hesse, 1863) comb. n. (tod of subgen.) Unnithan, R. V., 1971 a, 366, 388
- Microcotyle* (*Microcotyle*) *lichiae* Ariola, 1899 Unnithan, R. V., 1971 a, 387
- Microcotyle longicauda* Goto Yamaguti, S., 1963 a  
 as syn. of *Cynoscionicola longicauda* (Goto, 1899) n. comb.
- Microcotyle macracantha* Alexander, 1954 Unnithan, R. V., 1971 a, 388  
 "identical with" *Solostamenides pseudomugilis* (Hargis, 1956) comb. n.
- Microcotyle mugilis* of Par. & Per., 1890 Unnithan, R. V., 1971 a, 388  
 "identical with" *Solostamenides pseudomugilis* (Hargis, 1956) comb. n.
- Microcotyle nemadactylus* n. sp. Dillon, W. A.; and Hargis, W. J. (jr.), 1965 b, 251, 259-261, pl. II, figs. 7-10  
*Nemadactylus macropterus* (gills) South Island, New Zealand: Timaru, Canterbury Province and Dunedin, Otago Province
- Microcotyle neozealanicus* n. sp. Dillon, W. A.; and Hargis, W. J. (jr.), 1965 b, 251, 260, 261-262, pl. II, figs. 11-15  
*Helicolenus percoides* (gills) Cape Campbell, Marlborough Province, South Island, New Zealand
- Microcotyle pagrosomi* Murray, 1931 Dillon, W. A.; and Hargis, W. J. (jr.), 1965 b, 265  
 as syn. of *Bivagina pagrosomi* (Murray, 1931) n. comb.
- Microcotyle* (*Microcotyle*) *parasillaginae* Sandars, 1944 Unnithan, R. V., 1971 a, 388
- Microcotyle peprili* Pearse, 1949 Kingston, N.; Dillon, W. A.; and Hargis, W. J. (jr.), 1969 a  
*Peprilus alepidotus* Chesapeake Bay area
- Microcotyle pogoniae* MacCallum Yamaguti, S., 1963 a  
 as syn. of *Aspinatrium pogoniae* (MacCallum, 1913) n. comb.
- Microcotyle pomatomi* Goto, 1899 Kingston, N.; Dillon, W. A.; and Hargis, W. J. (jr.), 1969 a  
*Pomatomus saltatrix* Chesapeake Bay area
- Microcotyle pomatomi* Goto, 1899 Lebedev, B. I.; and Parukhin, A. M., 1969 a, figs.  
*Pomatomus saltatrix* Walvis Bay (southwest Africa)
- Microcotyle* (*Microcotyle*) *pomatomi* Goto, 1900 Unnithan, R. V., 1971 a, 388

- Microcotyle poronoti* Mac-Callum, 1915  
description of oncomiracidium  
*Poronotus triacanthus* (gills)  
Kingston, N.; Dillon, W. A.; and Hargis, W. J. (jr.), 1969 a, figs. 13-14  
York River, Virginia
- Microcotyle reticulata* Goto  
as syn. of *Bicotyle reticulata* (Goto, 1894) Tripathi, 1956  
Yamaguti, S., 1963 a
- Microcotyle salpae* Parona et Perugia, 1890  
redescription, localization, larval development  
*Box salpa* (branchies)  
Ktari, M. H., 1969 a, figs. Tumis
- Microcotyle* (*Microcotyle*) *sebastis* Goto, 1894  
Unnithan, R. V., 1971 a, 388
- Microcotyle seriola* Yamaguti, 1940  
renamed: *Zeuxapta japonica* nom. nov.  
Yamaguti, S., 1963 a, 264
- Microcotyle sillaginae* Woolcock  
as syn. of *Bivagina sillaginae* (Woolcock, 1936) n. comb.  
Yamaguti, S., 1963 a
- Microcotyle spari* Yamaguti, 1937  
as syn. of *Aspinatrium spari* (Yamaguti, 1937) n. gen., n. comb.  
Yamaguti, S., 1963 a
- Microcotyle stenotomi* Goto, 1899  
*Stenotomus chrysops*  
Kingston, N.; Dillon, W. A.; and Hargis, W. J. (jr.), 1969 a  
Chesapeake Bay area
- Microcotyle stenotomi* Goto, 1900  
*Stenotomus chrysops* (gills)  
Suydam, E. L., 1971 a  
Beaufort-Cape Hatteras area, North Carolina
- Microcotyle tai* Yamaguti  
as syn. of *Bivagina tai* (Yamaguti, 1938) n. gen., n. comb.  
Yamaguti, S., 1963 a
- Microcotyle* (*Microcotyle*) *tanago* Yamag., 1940  
Unnithan, R. V., 1971 a, 388
- Microcotyle* (*Microcotyle*) *toba* Ishii & Sawada, 1938  
Unnithan, R. V., 1971 a, 388
- Microcotyle trachini* Parona and Perugia, 1889  
as syn. of *Pauciconfibula trachini* (Parona and Perugia, 1889) n. comb.  
Dillon, W. A.; and Hargis, W. J. (jr.), 1965 b, 269
- Microcotyle trachini* Parona et Perugia  
as syn. of *Aspinatrium trachini* (Parona et Perugia, 1889) n. comb.  
Yamaguti, S., 1963 a
- Microcotyle* (*Microcotyle*) *victoriae* Woolcock, 1936  
Unnithan, R. V., 1971 a, 388
- Microcotyle virgatarum* Tubangui  
as syn. of *Aspinatrium virgatarum* (Tubangui, 1931) n. comb.  
Yamaguti, S., 1963 a
- Microcotylidae* Taschenberg, 1879 *sensu stricto* nov.  
includes: *Microcotylinae* Monticelli, 1892, s. s. emend. n.; *Bradyhaptorinae* subfam. n.; *Caenomicrocotylinae* subfam. n.; *Bychowskicotylinae* subfam. n.  
Unnithan, R. V., 1971 a, 368-369, 370-371
- Microcotylinae* Monticelli, 1892  
key to genera  
includes: *Microcotylodes* Fujii, 1944; *Polymicrocotyle*, gen. nov.; *Microcotyle* van Beneden y Hesse, 1863; *Aspinatrium* Yamaguti, 1963; *Pauciconfibula* Dillon y Hargis, 1965; *Gonoplasius* Sandars, 1944; *Cynoscionicola* Price, 1962; *Tripathia* Yamaguti, 1963; *Neobivagina* Dillon y Hargis, 1965; *Bivagina* Yamaguti, 1963  
Lamothe-Argumedo, R., 1967 b, 941-942
- Microcotylinae* Monticelli, 1892, s. s. emend. n.  
includes: *Microcotyle* v. Beneden & Hesse, 1863 s. s.; *Atrioctella* gen. n.; *Diplostamenides* gen. n.; *Solostamenides* gen. n.; *Prosmicrocotyla* Yamaguti, 1958; *Manterella* nov. n.; *Nudimasculus* gen. n.; *Microcotylodes* Fujii, 1944; *Polynemicola* gen. n.; *Metamicrocotyla* Yamaguti, 1953  
Unnithan, R. V., 1971 a, 368-369, 370
- Microcotylidae*, includes: *Microcotyle* v. Beneden & Hesse, 1863 s. s.; *Aspinatrium* Yamaguti, 1963; *Bivagina* Yamaguti, 1963; *Cynoscionicola* Price, 1962; *Gonoplasius* Sandars, 1944; *Microcotylodes* Fujii, 1944; *Neobivagina* n. gen.; *Pauciconfibula* n. gen.; *Tripathia* Yamaguti, 1963  
Dillon, W. A.; and Hargis, W. J. (jr.), 1965 b  
type gen.: *Microcotyle*
- Microlostrum cochleariforme* Joyeux and Baer (not Rudolphi, 1819), 1928 *sensu* Braun, 1902  
as syn. of *Galactosomum timondavidi* sp. n.  
Pearson, J. C.; and Prévot, G., 1971 a, 1227
- Microncotrematoides* n. gen. Yamaguti, S., 1963 a, 24, 33  
*Dactylogyridae*,  
*Dactylogyrinae*, key  
tod: *M. inversum* (Goto et Kikuchi, 1917) n. comb.
- Microncotrematoides inversum* (Goto et Kikuchi, 1917) n. gen., n. comb. (tod)  
Syn.: *Dactylogyrus inversum* Goto and Kikuchi  
+*Lateolabrax japonicus*  
Yamaguti, S., 1963 a, 33, 396, 397, pl. 7, fig. 69  
Japan
- Microparyphium* sp. Boyd, E. M.; and Fry, A. E., 1971 a  
*Megaceryle alcyon alcyon* (cloaca)  
Massachusetts
- Microparyphium facetum* Dietz, 1909  
*Rynchops nigra*  
Kinsella, J. M., 1972 a  
Lake Okeechobee, Florida
- Microphallidae* key to subfamilies  
includes: *Megalatriotreminae* sub-fam. nov.; *Maritremiinae* Lal, 1939; *Microphallinae* Ward, 1901; *Gynaecotylinae* Guschanskaia, 1952; *Sphairiotreminae* Deblock et Tran Van Ky, 1966  
Rao, R., 1969 a, 129
- Microphallidae* [sp.]  
*Ambloplites repestris*  
*Ammicola lustrica*  
Esch, G. W., 1971 a  
Gull Lake, Michigan
- Microphallus* Ward, 1901  
synonymy, includes: *Monocaeum* n. subgenus; *Microphallus* n. subgenus, key to subgenera and species  
Deblock, S.; and Pearson, J. C., 1969 b
- Microphallus* n. subgen. subgen. of *Microphallus* Ward 1901, key  
Deblock, S.; and Pearson, J. C., 1969 b, 391, 406
- Microphallus* sp. description  
*Charadrius mongolus* (tube digestif)  
Deblock, S.; and Pearson, J. C., 1969 b, figs.  
Faby Bay (Queensland), Australia

- Microphallus* (*Microphallus*) *sp. d'Oléron* Deblock, S.; and Pearson, J.C., 1969 b  
key
- Microphallus* *sp.* Heard, R. W. III, 1970 a  
*Rallus longirostris* (small intestine) Dauphin Island, Alabama
- Microphallus* (*Microphallus*) *arenaria* Belopolskaia et Uspenskaia, 1953  
key
- Microphallus* (*Microphallus*) *bilobatus* (Cable, Connor et Balling, 1960) Deblock, S.; and Pearson, J. C., 1969 b  
key
- Microphallus* (*Microphallus*) *brevicaeca* (Africa et Garcia, 1935) Deblock, S.; and Pearson, J. C., 1969 b  
key
- Microphallus* (*Microphallus*) *calidris* Belopolskaya et Ryjikov, 1963 Deblock, S.; and Pearson, J.C., 1969 b  
key
- Microphallus* (*Microphallus*) *capellae* (Yamaguti, 1939) Deblock, S.; and Pearson, J.C., 1969 b  
sp. inq.; key
- Microphallus* (*Microphallus*) *caribbensis* Deblock et Cable, 1966 Deblock, S.; and Pearson, J.C., 1969 b  
key
- Microphallus claviformis* Belopol'skaia, M. M., 1969 a  
*Calidris alpina* White and Baltic Seas  
*Tringa glareola* White Sea
- Microphallus* (*Microphallus*) *claviformis* (Brandes, 1888) Deblock, S.; and Pearson, J. C., 1969 b  
key
- Microphallus* (*Microphallus*) *debuni* Biguet, Deblock et Capron, 1958 Deblock, S.; and Pearson, J.C., 1969 b  
key
- Microphallus dicaeacus* Deblock, S.; Mukherjee, R.P.; Mukherjee et Ghosh, 1967 and Ghosh, R. K., 1970 a, 209  
as syn. of *Bengaliniella dicaeacus* (Mukherjee et Ghosh, 1967) nov. comb.
- Microphallus* (*Monocaecum*) *diodontis* (Siddiqi et Cable, 1967) n. comb. Deblock, S.; and Pearson, J.C., 1969 b, 407  
key
- Microphallus* (*Microphallus*) *enhydrae* Rausch et Locker, 1951 Deblock, S.; and Pearson, J. C., 1969 b  
key
- Microphallus excellens* Deblock, S.; and Pearson, J. C., 1969 b  
as syn. of *Microphallus* (*Microphallus*) *similis* (Jaegerskioeld, 1900)
- Microphallus* (*Microphallus*) *gracilis* Baer, 1943 Deblock, S.; and Pearson, J.C., 1969 b  
key
- Microphallus* (*Microphallus*) *hoffmanni* Rebecq, 1964 Deblock, S.; and Pearson, J.C., 1969 b  
key
- Microphallus indicus* Mukherjee et Ghosh, 1967 Deblock, S.; Mukherjee, R.P.; and Ghosh, R. K., 1970 a, 209  
as syn. of *Bengaliniella dicaeacus* (Mukherjee et Ghosh 1967) nov. comb.
- Microphallus* (*Microphallus*) *lactophrysi* (Siddiqi et Cable, 1960) Deblock, S.; and Pearson, J.C., 1969 b  
key
- Microphallus* (*Microphallus*) *limli* Stunkard, 1951 Deblock, S.; and Pearson, J.C., 1969 b  
key
- Microphallus longicoecus* Deblock, S.; and Pearson, Chen, 1956  
not included in key for lack of appropriate description
- Microphallus* (*Microphallus*) *longicolle* (Yamaguti, 1939) Deblock, S.; and Pearson, J.C., 1969 b  
sp. inq.; key
- Microphallus magnipapillata* Deblock, S.; and Pearson, J.C., 1969 b  
as syn. of *Microphallus* (*Microphallus*) *papillorobustus* (Rankin, 1940)
- Microphallus* (*Microphallus*) *minus* Ochi, 1928 Deblock, S.; and Pearson, J.C., 1969 b, figs.  
redescription, key Estuaire de la Brisbane  
*Metapenaeus bennettiae* (Queensland), Australie  
(système musculaire)
- Microphallus* (*Microphallus*) *minutus* Johnston, 1948 Deblock, S.; and Pearson, J.C., 1969 b, figs.  
redescription, key Moggill and Palmwood,  
*Hydromys chrysogaster* Brisbane (Queensland),  
(intestin grêle) Australie
- Microphallus* (*Microphallus*) *muellhaupti* Coil, 1956 Deblock, S.; and Pearson, J.C., 1969 b  
key
- Microphallus* (*Microphallus*) *nicolli* (Cable et Hunninen, 1940) Deblock, S.; and Pearson, J.C., 1969 b  
key
- Microphallus* (*Microphallus*) *oblonga* Ching, 1965 Deblock, S.; and Pearson, J.C., 1969 b  
key
- Microphallus* (*Microphallus*) *ocultacetabulum* Oschmarin, 1963 Deblock, S.; and Pearson, J. C., 1969 b  
key
- Microphallus* (*Microphallus*) *oedemia* (Belopolskyaya, 1952) Deblock, S.; and Pearson, J.C., 1969 b  
key
- Microphallus opacus* (Ward, 1894) Ward, 1901 Deblock, S.; and Pearson, J.C., 1969 b, figs.  
life history, excysted all from Muchinippee Creek,  
metacercariae capable of Logan County, Ohio  
egg production in vitro in non-nutrient media  
*Ammicola limosa*  
*Cambarus propinquus* (nat. and exper.)
- Microphallus* (*Monocaecum*) *opacus* sensu Sogandares-Bernal  nec Ward Deblock, S.; and Pearson, J.C., 1969 b  
key
- Microphallus* (*Monocaecum*) *opacus* (Ward, 1901) Deblock, S.; and Pearson, J.C., 1969 b  
key

- Microphallus opacus* Strong, P. L.; and Cable, R. M., 1972 a  
fine structure, development, metacercariae cyst, crayfish
- Microphallus (Microphallus) orientalis* Yurakhno, 1968  
key
- Microphallus (Microphallus) oviformis* Oschmarin, 1963  
key
- Microphallus (Microphallus) pachygrapsi* Deblock et Prévot, 1968  
key
- Microphallus papillornatu* n. sp.  
[lapsus for *M. papillornatus* n. sp.]
- Microphallus (Microphallus) papillornatus* n. sp.  
[lapsus p. 396 as *M. papillornatu*]; key  
*Charadrius dominicus*  
*C. mongolus*  
*Larus novae-hollandiae*  
(tube digestif of all)
- Microphallus papillorobustus*  
*Calidris alpina*  
*Tringa glareola*
- Microphallus (Microphallus) papillorobustus* (Rankin, 1940)  
synonymy, key
- Microphallus papillorobustus* (Rankin, 1940)  
*Rallus longirostris*
- Microphallus (Microphallus) pirum* (Afanassief, 1941)  
(nec *M. enhydrae*)  
sp. inq.; key
- Microphallus (Microphallus) primas* (Jaegerskioeld, 1908)  
key
- Microphallus (Microphallus) pseudogonotylus* Chen, 1944  
key
- Microphallus (Microphallus) pygmaeus* (Levinsen, 1881)  
key
- Microphallus pygmaeus* sporocysts, oxygen uptake, reduced weight and length, number of contained metacercariae  
*Littorina saxatilis tenebrosa*
- Microphallus pygmaeus* Le-winsen  
nervous system morphology, localization of cholinesterases
- Microphallus pygmaeus* sporocysts in chemically defined nutrient medium, metabolism
- Microphallus pygmaeus* (Levinsen, 1881)  
description, larval stage  
*Littorina littorea*
- Microphallus (Microphallus) scolectroma* Deblock et coll., 1966  
key
- Microphallus (Microphallus) similis* (Jaegerskioeld, 1900)  
key  
Syn.: *M. excellens*
- Microphallus (Microphallus) skryabini* (Caballero, 1958)  
key
- Microphallus somateriae* (Kulatschkowa, 1953)  
cercariae in *Hydrobia ulvae*, saline resistance
- Microphallus (Microphallus) somateriae* (Kulatschkowa, 1958)  
key
- Microphallus (Microphallus) trilobatus* (Cable et Kuns, 1951)  
key
- Microphallus (Microphallus) turgidus* (Leigh, 1958)  
key
- Microphallus (Microphallus) vaginosus* n. sp.  
key  
*Charadrius dominicus*  
(tube digestif)  
Australie
- Microscaphidium chelonei* n. sp.  
*Chelone mydas* (large intestine)
- Mizelleus linorchis* n. sp.  
*Wallagonia attu* (gills)  
Hyderabad, Andhra Pradesh (India)
- Mizelleus postorchidis* n. sp.  
*Mystus aor* (gills)  
Hyderabad, Andhra Pradesh (India)
- Moliniella anceps*  
multiple infections, other trematodes  
*Lymnaea (Stagnicola) palustris*
- Monarrhenos* nov. subgen. key  
subgen. of *Levinseniella*  
Stiles et Hassal, 1901
- Monascus filiformis* (Rudolphi, 1819) Looss, 1907  
Syn.: *Distoma filiforme* Rudolphi, 1819; *Haplocladus filiformis* (Rudolphi, 1819) Oghner, 1911  
*Decapterus punctatus* (intestine)  
Santa Rosa Island
- Werding, B.*, 1969 a, 311-312, figs.  
German Bay, North Sea
- Deblock, S.; and Pearson, J. C., 1969 b
- Deblock, S.; and Pearson, J. C., 1969 b
- Deblock, S.; and Pearson, J. C., 1969 b
- Deblock, S.; and Pearson, J. C., 1969 b, 396
- Deblock, S.; and Pearson, J. C., 1969 b, 391, 396-400, 412, figs. 7-8  
all from Raby Bay et Moreton Bay (Queensland), Australie
- Belopol'skaia, M. M., 1969 a  
all from White and Baltic Seas
- Deblock, S.; and Pearson, J. C., 1969 b
- Heard, R. W. III, 1970 a  
Long Island, New York
- Deblock, S.; and Pearson, J. C., 1969 b
- Deblock, S.; and Pearson, J. C., 1969 b
- Deblock, S.; and Pearson, J. C., 1969 b
- Deblock, S.; and Pearson, J. C., 1969 b
- Deblock, S.; and Pearson, J. C., 1969 b
- Deblock, S.; and Pearson, J. C., 1969 b, 391, 403-405, 410, figs. 11-13  
Raby Bay (Queensland), Australie
- Chattopadhyaya, D. R., 1972 a, 1, 6-8, 16, fig. 3  
Pamban (South India), Gulf of Manar
- Kulkarni, T., 1969 b, 263-265, 282, figs. 1-10  
Hyderabad, Andhra Pradesh (India)
- Kulkarni, T., 1969 b, 266-267, 282, figs. 12-18  
Hyderabad, Andhra Pradesh (India)
- Dönges, J., 1972 a  
Federsee, Germany
- Deblock, S.; and Pearson, J. C., [1971 a], 773, 784, 786
- Nahas, F. M.; and Powell, E. C., 1971 a, fig.

- Monascus typicus* (Odhner, 1911) Hafeezullah, M.; and Siddiqi, A. H., 1970 a, 934-935, fig. 3  
*Decapterus russelli* (intestine) Cochlin
- Monaxinoides* n. gen. Yamaguti, S., 1963 a, 267, 269  
 Axinidae, Monaxininae  
 tod: *M. indica* (Ramalingam, 1961) n. comb.
- Monaxinoides indica* (Ramalingam, 1961) n. gen., 640, 641, pl. 129, fig. 864 n. comb. (tod)  
 Syn.: *Heteraxine indica* Ramalingam + *Caranx kalla* Mandapam, India
- Monocaeum* new subgenus Deblock, S.; and Pearson, J.C., 1969 b, 391, 406  
 [p. 406 as *Monocoecum*] subgen. of *Microphallus* Ward 1901, key
- Monocoecum* Deblock, S.; and Pearson, J. C., 1969 b, 406  
 [p. 391 as *Monocaeum* new subgenus] subgen. of *Microphallus* Ward 1901, key
- Monocotyle Taschenberg*, 1878, emend. Young, P. C., 1967 c  
 Monocotylidae; Monocotylinae, key  
 key to species, includes: *M. tritestis* n. sp.; *M. ijimae* Goto, 1894; *M. myliobatis* Taschenberg, 1878; *M. kuhlii* n. sp.; *M. granulatae* n. sp.; *M. pricei* Pearse, 1949; *M. diademalis* Hargis, 1955
- Monocotyle dasybatis minima* MacCallum, 1916 Young, P. C., 1967 c, 402  
 as syn. of *Heterocotyle minima* (MacCallum, 1916) Price, 1938
- Monocotyle diademalis* Hargis Yamaguti, S., 1963 a  
 as syn. of *Heterocotylodes diademalis* (Hargis, 1956) n. comb.
- Monocotyle diademalis* Hargis, 1955 Young, P. C., 1967 c  
 key Alligator Harbor, Franklin Co., Florida, U.S.A.  
*Dasyatis sabina* (gills)
- Monocotyle floridana* Pratt, 1910 Young, P. C., 1967 c, 407  
 as syn. of *Papillicotyle floridana* (Pratt, 1910) comb. n.
- Monocotyle granulatae* sp. n. Young, P. C., 1967 c, 381, 387, 388-390, figs. 2a-1  
 key Moreton Bay, Queensland, Australia  
*Dasyatis granulata* (gills)
- Monocotyle kuhlii* sp. n. Young, P. C., 1967 c, 381, 387, 390, 391-392, figs. 3a-g  
 key Moreton Bay, Queensland, Australia  
*Dasyatis kuhli* (gills) sp. n.
- Monocotyle pricei* Pearse, 1949 Kingston, N.; Dillon, W. A.; and Hargis, W. J. (jr.), 1969 a  
 as syn. of *Heterocotylodes pricei* (Pearse, 1949) Yamaguti, 1963
- Monocotyle pricei* Pearse Yamaguti, S., 1963 a  
 as syn. of *Heterocotylodes pricei* (Pearse, 1949) n. g., n. comb.
- Monocotyle pricei* Pearse, 1949 Young, P. C., 1967 c, 381, 387, 392  
 key Beaufort, N. Carolina, U.S.A.  
*Archosargus probatocephalus* (gills)
- Monocotyle tritestis* sp. n. Young, P. C., 1967 c, 381, 387, 392-394, figs. 4a-h  
 key Moreton Bay, Queensland, Australia  
*Dasyatis kuhli* (gills)
- Monocotylinae* Gamble, 1896 Young, P. C., 1967 c  
 taxonomic revision, Monocotylidae  
 key to genera, includes: *Monocotyle*; *Anoplocotylodes* gen. n.; *Dasybatotrema*; *Decacotyle* gen. n.; *Heterocotyle* Scott, 1904; *Horricauda* Tripathi, 1959; *Neoheterocotyle* Hargis, 1955; *Papillicotyle* gen. n.; *Spinuris* Doran, 1955; *Troglocephalus* gen. n.
- Monocotylodes* Johnston, 1934, partim Young, P. C., 1967 c  
 as syn. of *Dasybatotrema* Price, 1938, emend.
- Monocotylodes* Johnston, 1934, partim Young, P. C., 1967 c  
 as syn. of *Heterocotyle* Scott, 1904
- Monogenea* Dubois, G., 1970 b  
 taxonomic status as a sub-class of the Trematoda, review
- Monogenea* Price, C. E., 1967 h, 93  
 key to genera, freshwater  
 Monogenea, South America  
 includes: *Fridericianella* Brandes, 1894; *Anacanthorus* Mizelle and Price, 1965; *Cleidodiscus* Mueller, 1934; *Dawestrema* Price and Nowlin, 1967; *Diaccessorius* Price, 1967; *Iagotrema* Mane-Garçon and Gil, 1962; *Monocleithrium* Price and McHahon, 1966; *Urocleidus* Mueller, 1934
- Monogenea*, order Yamaguti, S., 1963 a  
 classification, key to suborders, includes: *Monopisthocotylea*; *Polyopisthocotylea*
- Monopisthocotylea* Odhner, 1912, suborder Yamaguti, S., 1963 a  
 Monogenea, key, key to superfamilies
- Monorchid*[ae sp.] Machida, M.; Ichihara, A.; and Kamegai, S., 1970 a  
*Monocentris japonicus* (pyloric caecum) sea north of the Tsushima Islands
- Monostomum vinalwardsii* Linton, 1901 Nahhas, F. M.; and Powell, E. C., 1971 a, 2  
 as syn. of *Siphodera vinalwardsii* (Linton, 1901) Linton, 1910
- Moesia chordeilesia* Lang, B. Z.; Gleason, L. N.; McMullen, 1936 and Rachford, F. W., 1970 a  
 size and sex of host North Carolina  
*Goniobasis proxima*
- Muhlingiinae* Mehra, 1950 Dubois, G., 1970 a  
*Cyathocotylidae* Poche, 1926
- Multicotyle purvisi* Dawes, 1971 Rohde, K., 1971 a, figs. all from Malaya  
 development, morphology  
*Siebenrockiella crassicolis* (exper. and nat.) (stomach and duodenum)  
*Cyclemys* (= *Cuora*) *amboinensis* (stomach and duodenum)  
*Dogania subplana* (stomach and duodenum)  
*Pila scutata* (exper.)  
*Taia polyzonata* "  
*Sinotaia martensi* (exper.)  
*Bithynia* (*Digoniostoma*) *siamensis kintana* (exper.)
- Multicotyle purvisi* growth, quantitative analysis Rohde, K., 1971 b

- Multicotyle purvisi Dawes, 1941  
Rohde, K., 1971 c, figs.  
morphology of nervous system, light and electron microscopy
- Multicotyle purvisi Rohde, K., 1971 d, figs.  
tegument, electron microscopy
- Multicotyle purvisi Rohde, K., 1971 e, figs.  
marginal bodies, light and electron microscopy
- Multicotyle purvisi Rohde, K., 1971 f, figs.  
ultrastructure, spermatozoa, mitochondria
- Multicotyle purvisi Rohde, K., 1971 g, figs.  
caecum, electron-microscopic study
- Multicotyle purvisi Rohde, K., 1971 h, figs.  
Dawes, 1941  
ultrastructure, protonephridial system, adult, free larva
- Multicotyle purvisi Rohde, K., 1972 a, figs.  
Dawes, 1941  
structure, adult, free larvae, review
- Multigonadidae n. fam. Bilqees, F. M., 1970 d, 207-  
includes: Multigonadus 208  
n. gen.
- Multigonadus n. gen. Bilqees, F. M., 1970 d, 207,  
Multigonadidae 208  
mt: M. microcecus n. sp.
- Multigonadus microcecus Bilqees, F. M., 1970 d, 207,  
n. sp. (mt) 208-209, fig. 1  
Myrmillo manazo (stomach) Karachi coast, West Pakistan
- Multitestis bengalensis Madhavi, R., 1972 a, 217, 218  
sp. n. 221, fig. 5  
Platax teira (intestine) Waltair Coast, Bay of Bengal
- Murraytrema pricei Yamaguti, S., 1963 a  
as syn. of Murraytrematoides pricei (Caballero, Bravo-Hollis et Grocott, 1955) n. comb.
- Murraytrematoides pricei Yamaguti, S., 1963 a, fig.  
(Caballero, Bravo-Hollis et Grocott, 1955) n. comb.  
Syn.: Murraytrema pricei
- Myosaccus chelonei n. sp. Chattopadhyaya, D. R., 1972 b,  
Chelone mydas (intestine) 99, 105-107, 123, fig. 3  
Pamban (South India), Gulf of Manar

- Nanophyetus salmincola* Butler, J. A.; and Millemann, R. E., 1971 a  
decreased swimming ability, juvenile salmonid fishes
- Nanophyetus salmincola* Farrell, R. K.; Leader, R. W.; and Johnston, S. D., 1973 a  
transmission of Elokomin and fluke fever, differentiation from *Neorickettsia helminthoeca*  
*Ursus americanus* (exper.)  
dogs (exper.)
- Nanophyetus salmincola* Kitao, T.; Farrell, R. K.; and Fukuda, T., 1973 a  
vector of rickettsias
- Nanophyetus salmincola* Knapp, S. E.; and Millemann, R. E., 1971 a  
(Chapin)  
vector of salmon poisoning disease, review
- Nanophyetus salmincola* Porter, C. A., 1970 a, figs. (Chapin)  
metacercarial cyst wall, carbohydrate-protein complex
- Nanophyetus salmincola* Porter, C. A.; and Gamble, W., 1971 a  
free amino acid content of rediae and of snail host digestive gland
- Nanophyetus salmincola* Porter, C. A.; and Gamble, W., 1973 a  
rediae  
fatty acid content of *Oxytrema silicula* hepatopaneas
- Nanophyetus salmincola* Sakawa, H.; Farrell, R. K.; (Trogloremia salmincola) and Mori, M., 1973 a  
vector of salmon poisoning and Elokomin fluke fever
- Nanophyetus salmincola* Winward, L. D.; and Iattig, G. M., 1970 a  
transmission of *Neorickettsia helminthoeca* to dog  
*Hyla regilla* (exper.)  
dog (exper.)
- Nasitrema* Ozaki, 1935, emend.  
key to species
- Nasitrema attenuata* sp. n. Neiland, K. A.; Rice, D. W.; and Holden, B. L., 1970 a, 306, 307-308, 315, figs. 2, 8e  
key  
*Pseudorca crassidens* (pterygoid air sinuses)  
near Mazatlán, Mexico
- Nasitrema dalli* Yamaguti, 1951  
*Phocoenoides dalli* (nasal sinuses)  
Dalley, M. D., 1971 b  
vicinity of the Channel islands off the southern California coast
- Nasitrema dalli* Yamaguti, 1951  
key  
Neiland, K. A.; Rice, D. W.; and Holden, B. L., 1970 a, 315, fig. 8a
- Nasitrema delphini* sp. n. Neiland, K. A.; Rice, D. W.; and Holden, B. L., 1970 a, 306, 309, 315, figs. 4, 8h  
key  
*Delphinus delphis* (pterygoid air sinuses)  
off California coast
- Nasitrema globicephalae* sp. n. Neiland, K. A.; Rice, D. W.; and Holden, B. L., 1970 a, 305, 306, 307, 315, figs. 1, 8f  
key  
(pterygoid air sinuses of all)  
all off California coast  
*Globicephala macrorhyncha*  
*Pseudorca crassidens*  
*Legenorhynchus obliquidens*  
*Lissodelphis borealis*
- Nasitrema gondo* Yamaguti, 1951  
key  
Neiland, K. A.; Rice, D. W.; and Holden, B. L., 1970 a, 315, fig. 8d
- Nasitrema lanceolata* sp. n. Neiland, K. A.; Rice, D. W.; and Holden, B. L., 1970 a, 306, 308-309, 315, figs. 3, 8g  
key  
*Globicephala macrorhyncha* (pterygoid air sinuses)  
near San Clemente Island
- Nasitrema spathulatum* Ozaki, 1935  
key  
*Neophocaena phocaenoides*  
Neiland, K. A.; Rice, D. W.; and Holden, B. L., 1970 a, 310, 315, fig. 8c  
Batavia Bay, East Indies
- Nasitrema stenosoma* sp. n. Neiland, K. A.; Rice, D. W.; and Holden, B. L., 1970 a, 306, 309-310, 315, figs. 5, 8i  
key  
*Stenella dubia* (pterygoid air sinuses)  
near Mazatlán, Mexico
- Nasitrema sunameri* Yamaguti, 1951  
key  
Neiland, K. A.; Rice, D. W.; and Holden, B. L., 1970 a, 315, fig. 8b
- Neascus* spp. Woods, C. E., 1971 a  
all from Forest River, North Dakota  
*Ambloplites rupestris*  
*Catostomus commersoni*  
*Esox lucius*  
*Etheostoma nigrum*  
*Hybopsis biguttata*  
*Ictalurus melas*  
*Notropis cornutus*  
*Percina maculata*  
*Pimephales notatus*  
*P. promelas*  
*Rhinichthys atratulus*  
*R. cataractae*  
*Semotilus atromaculatus*
- Neascus brevicaudatus*, metacercaria Rauckis, E., 1970 a  
Lake Dusia, Lithuania  
[*Perca fluviatilis*] (vitreous body)
- Neascus cuticola* (Nordmann, 1832) Osmanov, S. O., 1971 a  
as syn. of *Posthodiplostomum cuticola* (Nordmann, 1832)
- Neascus elongatus* (Singh, 1957) n. comb. Pandey, K. C., 1970 a, 165-166  
Syn.: *Diplostomulum elongatus* (Singh, 1957)
- Neascus hepatica* sp. n. Chakrabarti, K. K., 1970 a, 5-8, figs. 1-6  
*Xenentodon cancilla* (liver)  
Lucknow, India: local fish market and Nishatganj Bundha reservoir
- Neascus musculicola* (Mal-denberg, 1860) Osmanov, S. O., 1971 a  
as syn. of *Hysteromorpha triloba* (Rud., 1819)
- Neascus vanleavei* Fundulus parvipinnis (egg sac) Yoshino, T. P., 1972 a  
southern California
- Nematobothrium* spp. Machida, M.; Ichihara, A.; and Kamegai, S., 1970 a  
*Pneumatophorus japonicus japonicus* (body cavity)  
*Epinephelus moara* (pseudo-branchia)  
all from sea north of the Islands
- Nematostrigea hepatica* Dubois  
Dubois  
*Scopus umbretta* (intestin grêle)  
Dubois, G.; and Beverley-Burton, M., 1971 a  
Salisbury, Rhodesia



- Neocapocreadium coilli* Nahhas, F. M.; and Powell, (Sogandares-Bernal, 1959) E. C., 1971 a  
Siddiqi and Cable, 1960  
Syn.: *Apocreadium coilli* Sogandares-Bernal, 1959  
*Balistes caprisicus* Santa Rosa Island (intestine)
- Neoxaxine* Price, 1945 Yamaguti, S., 1963 a  
Axinidae, Neoxaxinae n. subfam.  
Syn.: *Amonaxine* Unnithan, 1957
- Neoxaxinae n. subfam. Yamaguti, S., 1963 a, 253,  
Axinidae, key 257  
includes: *Neoxaxine* Price, 1945  
Syn.: *Amonaxinae* Unnithan, 1957
- Neobenedenia* n. gen. Yamaguti, S., 1963 a, 122,  
Capsalidae, Benedeniinae 128  
key tod: *N. melleni* (MacCallum, 1927) n. comb.
- Neobenedenia adenea* (Meserve, 1938) n. comb. Yamaguti, S., 1963 a, fig.  
Syn.: *Benedenia adenea* Meserve, 1938
- Neobenedenia girellae* (Har- Yamaguti, S., 1963 a, fig.  
ray, 1955) n. comb.  
Syn.: *Benedenia girellae* Hargis
- Neobenedenia isabellae* (Meserve, 1938) n. comb. Yamaguti, S., 1963 a, fig.
- Neobenedenia melleni* (Mac- Yamaguti, S., 1963 a, 128,  
Callum, 1927) n. gen., 442, 443, pl. 30, figs. 229,  
n. comb. (tod) 230  
Syn.: *Epibdella melleni* MacCallum, 1927  
+*Spheroides annulatus* (eyes)  
+*Chaetodipterus faber* "  
+*Angelichthys isabelita* "  
+*Pomacanthus arcuatus* " all from New York Aquarium
- Neobenedenia muelleri* (Meserve, 1938) n. comb. Yamaguti, S., 1963 a, fig.  
Syn.: *Benedenia muelleri* (Meserve) Price, 1939
- Neobenedeniella* n. gen. Yamaguti, S., 1963 a, 122, 129  
new name for *Benedeniella* Yamaguti, 1958, pre-occupied  
Yamaguti, 1958, pre-occupied  
Capsalidae, Benedeniinae, key
- Neobenedeniella congeri* Yamaguti, S., 1963 a, 129,  
(Yamaguti, 1958) n. gen. 554, 555, pl. 86, fig. 544  
n. comb. (tod) Inland Sea, Japan  
Syn.: *Benedeniella congeri* Yamaguti  
+*Conger myriaster*
- Neobivagina* n. gen. Dillon, W. A.; and Hargis, W.  
Microcotylidae; Microcotylinae J. (jr.), 1965 b, 251, 268-269  
tod: *N. canthari* (van Beneden and Hesse, 1863) n. comb.
- Neobivagina agonostomi* Dillon, W. A.; and Hargis, W. (Sandars, 1945) n. comb. J. (jr.), 1965 b, 268  
Syn.: *Microcotyle agonostomi* Sandars, 1945
- Neobivagina australis* (Murray, 1931) n. comb. Dillon, W. A.; and Hargis, W. J. (jr.), 1965 b, 268  
Syns.: *Microcotyle australis* Murray, 1931; *Bivagina australis* (Murray, 1931) Yamaguti, 1963
- Neobivagina canthari* (van Beneden & Hesse, 1863) n. comb. (tod) Dillon, W. A.; and Hargis, W. J. (jr.), 1965 b, 268  
Syns.: *Microcotyle canthari* van Beneden & Hesse, 1863; *Diplasiocotyle canthari* (van Beneden & Hesse, 1863) Yamaguti, 1963
- Neobivagina pelotretis* Dillon, W. A.; and Hargis, W. n. sp. J. (jr.), 1965 b, 251, 266, 267-268, pl. IV, figs. 29-32  
*Pelotretis flavilatus* all from South Island, New Zealand  
*Peltorhamphus novae-zelandiae* (gills of all)
- Neochasmus umbellus* Woods, C. E., 1971 a  
*Etheostoma nigrum* all from Forest River, North Dakota  
*Percina maculata*
- Neodactylogyrus achmerovianus* (Gussev, 1955), n. comb. Yamaguti, S., 1963 a, 34, 574, 575, pl. 96, fig. 616
- Neodactylogyrus alatocirrus* (Gussev, 1955), n. comb. Yamaguti, S., 1963 a, 34, pl. 96, fig. 612
- Neodactylogyrus alatoideus* (Gussev, 1955), n. comb. Yamaguti, S., 1963 a, 34, 574, 575, pl. 96, fig. 615
- Neodactylogyrus amurensis* (Achmerow, 1952) n. comb. Yamaguti, S., 1963 a, 34, 574, 575, pl. 96, fig. 611
- Neodactylogyrus attenuatus* (Mizelle et Klucka, 1953) n. comb. Yamaguti, S., 1963 a, 35, 594, 595, pl. 106, fig. 708
- Neodactylogyrus banghami* (Mizelle et Donahue, 1944) n. comb. Yamaguti, S., 1963 a, 35
- Neodactylogyrus brachius* (Gussev, 1955) n. comb. Yamaguti, S., 1963 a, 35, 578, 579, pl. 98, fig. 625
- Neodactylogyrus branchialis* (Gussev, 1955) n. comb. Yamaguti, S., 1963 a, 35, 578, 579, pl. 98, fig. 634
- Neodactylogyrus caballeroi* (Prost, 1960) n. comb. Yamaguti, S., 1963 a, 35, 576, 577, pl. 97, fig. 620
- Neodactylogyrus carpathicus* (Zachvatkin, 1951) n. comb. Yamaguti, S., 1963 a, 35
- Neodactylogyrus chinensis* (Gussev, 1955) n. comb. Yamaguti, S., 1963 a, 35, 598, 599, pl. 108, fig. 727
- Neodactylogyrus clavaeformis* (Gussev, 1955) n. comb. Yamaguti, S., 1963 a, 35-36, 580, 581, pl. 99, fig. 639
- Neodactylogyrus clypeatus* (Gussev, 1955) n. comb. Yamaguti, S., 1963 a, 36, 580, 581, pl. 99, fig. 637
- Neodactylogyrus contortus* (Gussev, 1955) n. comb. Yamaguti, S., 1963 a, 36, 580, 581, pl. 99, fig. 644
- Neodactylogyrus culwieci* (Bychowsky, 1931) n. comb. Yamaguti, S., 1963 a, 36, pl. 99, fig. 636
- Neodactylogyrus curvicirrus* (Achmerow, 1952) n. comb. Yamaguti, S., 1963 a, 36, 598, 599, pl. 8, fig. 75; 580, 581, pl. 99, fig. 638
- Neodactylogyrus czerskii* (Gussev, 1955) n. comb. Yamaguti, S., 1963 a, 36, 580, 581, pl. 99, fig. 641

- Neodactylogyrus distinctus* (Mizelle et Klucka, 1953) n. comb. Yamaguti, S., 1963 a, 37, 594, 595, pl. 106, fig. 705
- Neodactylogyrus dubius* (Gussev, 1955) n. comb. Yamaguti, S., 1963 a, fig.
- Neodactylogyrus duplus* (Gussev, 1955) n. comb. Yamaguti, S., 1963 a, 37, 598, 599, pl. 108, fig. 732
- Neodactylogyrus dykii* (Ergens et Lucky, 1959) n. comb. Yamaguti, S., 1963 a, 37, 620, 621, pl. 119, fig. 818
- Neodactylogyrus eigenmanni* (Gussev, 1955) n. comb. Yamaguti, S., 1963 a, 37, 582, 583, pl. 100, fig. 646
- Neodactylogyrus erythroculteris* (Gussev, 1955) n. comb. Yamaguti, S., 1963 a, 37, 582, 583, pl. 100, fig. 654
- Neodactylogyrus erythrop-teris* (Achmerow, 1952) n. comb. Yamaguti, S., 1963 a, 37, 582, 583, pl. 100, fig. 649
- Neodactylogyrus facetus* (Gussev, 1955) n. comb. Yamaguti, S., 1963 a, 37, 584, 585, pl. 101, fig. 664
- Neodactylogyrus falcatus* (Wedl, 1857) n. comb. Yamaguti, S., 1963 a, 37, 582, 583, pl. 100, fig. 655
- Neodactylogyrus flagell-icirrus* (Gussev, 1955) n. comb. Yamaguti, S., 1963 a, 37, 582, 583, pl. 100, fig. 650
- Neodactylogyrus flor-icirrus* (Gussev, 1955) n. comb. Yamaguti, S., 1963 a, 37, 582, 583, pl. 100, fig. 652
- Neodactylogyrus foli-icirrus* (Gussev, 1955) n. comb. Yamaguti, S., 1963 a, 37, 582, 583, pl. 100, fig. 651
- Neodactylogyrus folk-mano-vae* (Ergens, 1956) n. comb. Yamaguti, S., 1963 a, 38, 620, 621, pl. 119, fig. 817
- Neodactylogyrus fragilis* (Gussev, 1955) n. comb. Yamaguti, S., 1963 a, 38, 582, 583, pl. 100, fig. 648
- Neodactylogyrus gobii* (Gvozdev, 1950) n. comb. Yamaguti, S., 1963 a, 38, 586, 587, pl. 102, fig. 667
- Neodactylogyrus gobion-inum* (Gussev, 1955) n. comb. Yamaguti, S., 1963 a, 38, 584, 585, pl. 101, fig. 656
- Neodactylogyrus grand-icirrus* (Gussev, 1955) n. comb. Yamaguti, S., 1963 a, 38, 584, 585, pl. 101, fig. 662
- Neodactylogyrus gussevi* (Achmerow, 1952) n. comb. Yamaguti, S., 1963 a, 38, 584, 585, pl. 101, fig. 663
- Neodactylogyrus gvosdevi* (Gussev, 1955) n. comb. Yamaguti, S., 1963 a, 38, 584, 585, pl. 101, fig. 665
- Neodactylogyrus hemibarbi* (Achmerow, 1952) n. comb. Yamaguti, S., 1963 a, 38, 584, 585, pl. 101, fig. 660
- Neodactylogyrus hyder-abad-ensis* n. sp. Kulkarni, T., 1972 a, 369-372, figs. 1-3  
Barbus sarana (gill filaments) Hyderabad, India
- Neodactylogyrus hypophthal-michthys* (Achmerow, 1952) n. comb. Yamaguti, S., 1963 a, 38, 584, 585, pl. 101, fig. 659
- Neodactylogyrus jamansa-jensis* (Osmanov, 1958) n. comb. Yamaguti, S., 1963 a, 39, 586, 587, pl. 102, fig. 666
- Neodactylogyrus kurenkowi* (Gussev, 1955) n. comb. Yamaguti, S., 1963 a, 39, 584, 585, pl. 101, fig. 658
- Neodactylogyrus lamellatus* (Achmerow, 1952) n. comb. Yamaguti, S., 1963 a, 39
- Neodactylogyrus latituba* (Gussev, 1955) n. comb. Yamaguti, S., 1963 a, 39, 586, 587, pl. 102, fig. 668
- Neodactylogyrus laymanianus* (Gussev, 1955) n. comb. Yamaguti, S., 1963 a, 39, 584, 585, pl. 101, fig. 661
- Neodactylogyrus leucisculus* (Gussev, 1955) n. comb. Yamaguti, S., 1963 a, 39, 586, 587, pl. 102, fig. 674
- Neodactylogyrus magnicirrus* (Gussev, 1955) n. comb. Yamaguti, S., 1963 a, 39, 598, 599, pl. 108, fig. 731
- Neodactylogyrus magnihama-tus* (Achmerow, 1952) n. comb. Yamaguti, S., 1963 a, 39, 576, 577, pl. 97, fig. 624
- Neodactylogyrus malewitzka-jae* (Gussev, 1955) n. comb. Yamaguti, S., 1963 a, 39, 586, 587, pl. 102, fig. 672
- Neodactylogyrus marke-witschi* (Gussev, 1955) n. comb. Yamaguti, S., 1963 a, 39, 576, 577, pl. 97, fig. 619
- Neodactylogyrus maximus* (Gussev, 1955) n. comb. Yamaguti, S., 1963 a, 40, 420, 421, pl. 19, fig. 156
- Neodactylogyrus minutus* (Kulwiec, 1927) n. comb. Yamaguti, S., 1963 a, 40, 586, 587, pl. 102, fig. 673
- Neodactylogyrus mongolicus* (Achmerow, 1952) n. comb. Yamaguti, S., 1963 a, 40, 588, 589, pl. 103, fig. 678
- Neodactylogyrus monocornis* (Ergens, 1956) n. comb. Yamaguti, S., 1963 a, 40
- Neodactylogyrus montschad-skyi* (Gussev, 1955) n. comb. Yamaguti, S., 1963 a, 40, 586, 587, pl. 102, fig. 669
- Neodactylogyrus nanus* (Dogiel et Bychowsky, 1933) n. comb. Yamaguti, S., 1963 a, 40, 586, 587, pl. 102, fig. 670
- Neodactylogyrus navicularis* (Gussev, 1955) n. comb. Yamaguti, S., 1963 a, 40, 576, 577, pl. 97, fig. 617
- Neodactylogyrus navicu-loides* (Ergens, 1956) n. comb. Yamaguti, S., 1963 a, 40
- Neodactylogyrus nikolskyi* (Gussev, 1955) n. comb. Yamaguti, S., 1963 a, 40, 586, 587, pl. 102, fig. 671
- Neodactylogyrus obscurus* (Gussev, 1955) n. comb. Yamaguti, S., 1963 a, 41, 576, 577, pl. 97, fig. 623
- Neodactylogyrus palliatus* (Gussev, 1955) n. comb. Yamaguti, S., 1963 a, 41, 590, 591, pl. 104, fig. 685
- Neodactylogyrus pannosus* (Gussev, 1955) n. comb. Yamaguti, S., 1963 a, 41, 588, 589, pl. 103, fig. 679
- Neodactylogyrus peculiaris* (Gussev, 1955) n. comb. Yamaguti, S., 1963 a, fig.

- Neodactylogyrus pellucidus* (Gussev, 1955) n. comb. Yamaguti, S., 1963 a, fig.
- Neodactylogyrus peltatus* (Gussev, 1955) n. comb. Yamaguti, S., 1963 a, fig.
- Neodactylogyrus petruschewskyi* (Gussev, 1955) n. comb. Yamaguti, S., 1963 a, fig.
- Neodactylogyrus primarius* (Gussev, 1955) n. comb. Yamaguti, S., 1963 a, fig.
- Neodactylogyrus proprius* (Gussev, 1955) n. comb. Yamaguti, S., 1963 a, fig.
- Neodactylogyrus pseudogobii* (Achmerow, 1952) n. comb. Yamaguti, S., 1963 a, figs.
- Neodactylogyrus pterocleidus* (Gussev, 1955) n. comb. Yamaguti, S., 1963 a, fig.
- Neodactylogyrus pterygialis* (Gussev, 1955) n. comb. Yamaguti, S., 1963 a, fig.
- Neodactylogyrus pusillus* (Gussev, 1955) n. comb. Yamaguti, S., 1963 a, fig.
- Neodactylogyrus pyriformis* (Mizelle et Klucka, 1953) n. comb. Yamaguti, S., 1963 a, fig.
- Neodactylogyrus rarus* (Gussev, 1955) n. comb. Yamaguti, S., 1963 a, fig.
- Neodactylogyrus rimsky-korsakowi* (Gussev, 1955) n. comb. Yamaguti, S., 1963 a, fig.
- Neodactylogyrus rostrum* (Gussev, 1955) n. comb. Yamaguti, S., 1963 a, fig.
- Neodactylogyrus scalpelliformis* (Gussev, 1955) n. comb. Yamaguti, S., 1963 a, fig.
- Neodactylogyrus securiformis* (Gussev, 1955) n. comb. Yamaguti, S., 1963 a, fig.
- Neodactylogyrus skrjabini* (Osmanov, 1958) n. comb. Yamaguti, S., 1963 a, fig.
- Neodactylogyrus slastnikowi* (Gussev, 1955) n. comb. Yamaguti, S., 1963 a, fig.
- Neodactylogyrus sparsus* (Gussev, 1955) n. comb. Yamaguti, S., 1963 a, fig.
- Neodactylogyrus spirocirus* (Gussev, 1955) n. comb. Yamaguti, S., 1963 a, fig.
- Neodactylogyrus squameus* (Gussev, 1955) n. comb. Yamaguti, S., 1963 a, fig.
- Neodactylogyrus strelkowi* (Gussev, 1955) n. comb. Yamaguti, S., 1963 a, fig.
- Neodactylogyrus sungariensis* (Gussev, 1955) n. comb. Yamaguti, S., 1963 a, fig.
- Neodactylogyrus tendiculus* (Gussev, 1955) n. comb. Yamaguti, S., 1963 a, fig.
- Neodactylogyrus tridigitatus* (Gussev, 1955) n. comb. Yamaguti, S., 1963 a, fig.
- Neodactylogyrus trioxonis* (Achmerow, 1962) n. comb. Yamaguti, S., 1963 a, fig.
- Neodactylogyrus trullaeformis* (Gussev, 1955) n. comb. Yamaguti, S., 1963 a, 43, fig.
- Neodactylogyrus tuba* (Linstow, 1878) n. comb. Yamaguti, S., 1963 a, fig.
- Neodactylogyrus vannus* (Mizelle et Klucka, 1953) n. comb. Yamaguti, S., 1963 a, fig.
- Neodactylogyrus vranoviensis* (Ergens, 1956) n. comb. Yamaguti, S., 1963 a
- Neodactylogyrus xenocypris* (Achmerow, 1952) n. comb. Yamaguti, S., 1963 a, fig.
- Neodactylogyrus zachvatkini* (Gussev, 1955) n. comb. Yamaguti, S., 1963 a, fig.
- Neodiplorchiinae* n. subfam. Yamaguti, S., 1963 a, 287, 293  
Polystomatidae, key includes: *Neodiplorchis* n. gen.
- Neodiplorchis* n. gen. Yamaguti, S., 1963 a, 293-294  
Polystomatidae, *Neodiplorchinae*  
tod: *N. scaphiopi* (Rodgers, 1941) n. comb.
- Neodiplorchis scaphiopi* (Rodgers, 1941) n. gen., n. comb. (tod) Yamaguti, S., 1963 a, 294, 520, 521, pl. 69, fig. 446  
Syn.: *Diplorchis scaphiopi* Rodgers  
+ *Scaphiopus bombifrons* U. S. A.
- Neodiplostomulum* sp. [Esox lucius] (vitreous body) Rauckis, E., 1970 a  
Lake Dusia, Lithuania
- Neodiplostomum* spec. *Phalacrocorax* b. *brasilensis* (intestino) Ostrowski de Nuñez, M., 1970 a, fig.  
Quequén, provincia de Buenos Aires
- Neodiplostomum* (*Neodiplostomum*) *elani* n. sp. Gupta, N. K.; and Mehrotra, V., 1971 e, 329-332, figs. 1-4  
*Elanus caeruleus* (intestine) Chandigarh
- Neodiplostomum* (*N.*) *morenodatheii* n. sp. Odening, K., 1970 c, 121-124, figs. 1-2  
*Gymnolaux lawrenci* exul Cuba (Tierpark Berlin)
- Neodiplostomum* *perlatum* (Ciurea, 1911) Osmanov, S. O., 1971 a, 186  
*Cyprinus carpio* all from Uzbekistan  
*Carassius auratus gibelio*
- Neodiplostomum* *pseudattenuatum* (Dubois, 1928) (brain of all) Osmanov, S. O., 1971 a, 187  
*Scardinius erythrophthalmus* all from Uzbekistan  
*Tinca tinca*  
[*Blicca bjoerkna*]
- Neodiplostomum* (*Neodiplostomum*) *rufeni* Chatterji, 1942 Gupta, N. K.; and Mehrotra, V., 1971 g, figs.  
Chandigarh, India  
*Milvus migrans govinda* (intestine)
- Neodiplostomum* *spathoides* larva Dubois, 1937 Roman-Chiriac, E.; and Barbu, P., 1970 a  
*Nyctereutes procyonoides ussuriensis* Danube Delta
- Neodiplostomum* *sudarikovii* sp. n. Nguyen Thi Le, 1969 a, 168-170, figs. 1-2  
*Corvus macrorhynchus* Democratic Republic of Viet-Nam  
*Acridotheres cristatellus* (intestine of all) (Laotiau province, Ngialo), all from

- Neodiscocotyle carpioditis* Kritsky, D.C.; Leiby, P.D.;  
Dechtiar, 1967  
*Carpiodes carpio* (gills) upper Missouri River system
- Neopocotyle catenulata* Yamaguti, S., 1963 a  
(Guberlet Price, 1942  
as syn. of *Erpocotyle catenulata* (Guberlet, 1933) n.comb.
- Neopocotyle ginglymostomae* (Brooks) Price, 1942  
as syn. of *Erpocotyle ginglymostomae* (Brooks, 1934)  
n. comb.
- Neopocotyle mavori* (Linton) Price, 1942  
as syn. of *Erpocotyle mavori* (Linton, 1940) n. comb.
- Neopocotyle microstoma* Yamaguti, S., 1963 a  
(Brooks) Price, 1942  
as syn. of *Erpocotyle microstoma* (Brooks, 1934) n. comb.
- Neopocotyle tiburonis* Yamaguti, S., 1963 a  
(Brooks) Price, 1942  
as syn. of *Erpocotyle tiburonis* (Brooks, 1934) n. comb.
- Neopocotyle tudes* Yamaguti, S., 1963 a  
Cordero  
as syn. of *Erpocotyle tudes* (Cordero, 1944) n. comb.
- Neogogatea kentuckiensis* Stunkard, H.W.; and Olson, A.  
(Cable, 1935) Hoffman and C. (jr.), 1972 a  
Dunbar, 1963 San Diego, California  
*Phalacrocorax auritus* (intestine)
- Neogrubea soni* sp. n. Evdokimova, E. B., 1969 a,  
*Stromateus maculatus* 415-417, figs. 1-2  
(gills) Atlantic Ocean, Patagon  
shelf
- Neogyrodactylus* Baugh, 1957 Yamaguti, S., 1963 a, 18  
preoccupied  
renamed: *Metagyrodactylus* nom. nov.
- Neogyrodactylus Prudhoe*, Yamaguti, S., 1963 a, 20  
1957  
as syn. of *Macrogyrodactylus* Malmberg, 1957
- Neogyrodactylus congolensis* Yamaguti, S., 1963 a, 21  
Prudhoe, 1957  
as syn. of *Macrogyrodactylus congolensis* (Prudhoe, 1957)  
n. comb.
- Neogyrodactylus indicus* Yamaguti, S., 1963 a, 18  
Baugh, 1957  
as syn. of *Metagyrodactylus indicus* (Baugh, 1957) [n.  
comb.]
- Neoheterobothrium* Price, Yamaguti, S., 1963 a  
1943, partim  
as syn. of *Chimaericola* Brinkmann, 1942
- Neoheterobothrium cynoscioni* (MacCallum, 1917)  
Price, 1962  
*Cynoscion regalis* Chesapeake Bay area
- Neoheterobothrium pugetensis* (Robinson, 1961) n. comb.  
Yamaguti, S., 1963 a, 185  
Syn.: *Heterobothrium affinis* Nagibina, 1953; *Diclidophora pugetensis* Robinson
- Neoheterocotyle* Hargis, Young, P. C., 1967 c, 405  
1955 386, 405  
Monocotylidae, Monocotylinae, key
- Neoheterocotyle inpristi* Young, P. C., 1967 c, 405  
Hargis, 1955  
*Pristis* sp. (gills) Alligator Harbor, Franklin  
Co., Florida, U. S. A.
- Neoheterophyes* n. gen. Khotenovskii, I. A., 1970 a,  
Heterophyidae 122  
tod.: *N. bychowskyi* n. gen.,  
n. sp.
- Neoheterophyes bychowskyi* Khotenovskii, I. A., 1970 a  
sp. n. [lapsus p. 122 for *N. bychowskyi*]
- Neoheterophyes bychowskyi* Khotenovskii, I. A., 1970 a,  
n. gen., n. sp. (tod) 122-124, figs. A-D  
*Myotis copaccinii* Primorskiï kraj, Peïshul-  
(intestine) Shkotovskii region  
[lapsus p. 122 as *N. bychowskyi*]
- Neohexostoma* Price, 1961 Yamaguti, S., 1963 a  
diagnosis  
Syn.: *Hexostoma auctorum*, partim
- Neomazocraes sardinopsi* Lebedev, B. I.; and Parukhin,  
sp. n. A. M., 1969 a, 56, 57, 58, figs.  
*Sardinops ocellata* 1a-c  
Walvis Bay (southwest  
Africa)
- Neonephrotus* Malmberg Malmberg, G., 1970 b, 107,  
subgen. of *Gyrodactylus* 147  
includes: *G. anguillae*-group
- Neonotoporus decapteri* Parukhin, A. M., 1973 a  
age of host, degree of Indian Ocean  
infection  
*Trachurus trachurus*
- Neonotoporus trachuri* (Yamaguti) Machida, M.; Ichihara, A.;  
*Trachurus japonicus* and Kamegai, S., 1970 a  
(pyloric caecum & intestine) sea north of the Tsushima  
Islands
- Neonotoporus trachuri* Parukhin, A. M., 1973 a  
age of host, degree of Indian Ocean  
infection  
*Trachurus trachurus*
- Neoparantorchis* nom. n. Hafeezullah, M.; and Siddiqi,  
for: *Jonesiella* Hafeez- A. H., 1971 a, 136  
zullah and Siddiqi, 1970, preoccupied
- Neoparantorchis pomacanthi* Hafeezullah, M.; and Siddiqi,  
com. n. A. H., 1971 a, 136  
Syn.: *Jonesiella pomacanthi* Hafeezullah and Siddiqi,  
1970
- Neopodocotyle lucknowensis* Gupta, S. P.; and Chakra-  
n. sp. barti, K. K., 1966 b, 188-192,  
key figs. 1-3 [Correction for  
*Barbus sarana* (intestine) Gupta, S. P.; and Chakravarti.  
K. K., 1966 b]
- Neopodocotyle lucknowensis* Baugh, S. C.; and Chakrabarti,  
(Gupta and Chakrabarti, K. K., 1971 a, 87  
1966)  
as syn. of *Puntiotrema lucknowensis* (Gupta and Chakra-  
barti, K. K., 1966) [n. comb.]  
restudy
- Neopodocotyloides pedunculata* Hall, J. R.; and Pratt, I.,  
1969 a  
*Oligocottus maculosus* Oregon
- Neopolystoma* Price, 1939 Yamaguti, S., 1963 a  
Polystomatidae, Polystomoidinae n. subfam.  
key

- Neopolystoma orbiculare* Martin, D. R., 1973 a  
*Chrysemys picta* all from southern Illinois  
*Pseudemys scripta*
- Neopronocephalus gangeticus* Mehra, 1932  
 as syn. of *N. triangularis* Mehra, 1932
- Neopronocephalus kachugai* Jahan, A., [1971 a], 793, n. sp.  
 794-796, pl. 1, figs. 1-3  
*Kachuga dhongoka* (intestine) Lucknow, river Gomati
- Neopronocephalus mehri* Jahan, A., [1971 a]  
 Chatterji, 1936  
 as syn. of *N. triangularis* Mehra, 1932
- Neopronocephalus rotundus* Jahan, A., [1971 a]  
 Siddiqi, 1965  
 as syn. of *N. triangularis* Mehra, 1932
- Neopronocephalus triangularis* Mehra, 1932  
 Syns.: *N. gangeticus* Mehra, 1932; *N. mehri* Chatterji, 1936; *N. rotundus* Siddiqi, 1965
- Neopronocephalus triangularis* Mehra, 1932  
 Syn.: *Cercaria neopronocephalus indicus* n. sp.  
*Melanoides tuberculatus* Lucknow
- Neosprostonia* Jain, 1959 Yamaguti, S., 1963 a, 73, 85  
 valid genus, "Jain's synonymy seems unjustified"  
 Syn.: *Sprostonia* Jain, 1959, preoccupied  
*Dactylogyridae*, *Ancyrocephalinae*
- Neothoracocotylineae* Lebedev, 1969 (incertae sedis ?)  
 Lebedev, B. I., 1971 a, 65  
*Gastrocotyliidae* Price, 1943
- Neozoogonus californicus* Rodella, T. D.; and Nahhas, F. M., 1969 a  
*Cymatogaster aggregata* all from Tomales and Bodega  
*Embiotoca jacksoni* Bays, California  
*E. lateralis*
- Nepthrocephalus bagri-incapsulatus* (Wedl, 1861) Dollfus, 1930  
 Fischthal, J. H.; and Thomas, J. D., 1972 a, figs.  
 Syns.: *Distoma bagri incapsulatus* Wedl, 1861; *Opisthophallus bagri-incapsulatus* (Wedl) Baer, 1933; *Nepthrocephalus sessilis* Odhner, 1902; *Opisthophallus fuhrmanni* Baer, 1923; and *Distoma coelomatoplocion* Dollfus, 1929
- Auchenoglanis occidentalis* Volta River near Lawra, Ghana  
 (intestinal wall)  
*Clupisudis* (=Heterotis) near Bawku, Ghana  
*niloticus* (gall bladder wall)
- Nepthrocephalus sessilis* Fischthal, J. H.; and Thomas, J. D., 1972 a  
 Odhner, 1902  
 as syn. of *Nepthrocephalus bagri-incapsulatus* (Wedl, 1861) Dollfus, 1930
- Nepthrostomum chandigarhensis* Gupta, N. K.; and Mehrotra, V., 1971 f, 333-335, fig.  
 n. sp. Chandigarh  
*subulcus ibis* (intestine)
- Nepthrostomum ramosum* Stuart, J.J.; Dismukes, J.F.; and Dixon, C.F., 1972 a  
*Bubulcus ibis* Florida, Georgia
- Nepthrostomum sinchirocai* Ibáñez Herrera, N., 1966 b, 93-95, figs. 1-2  
 sp. n. San Andrés, Trujillo, Perú  
*Leucophoyx thula* (intestino delgado)
- Nephrotrema truncatum* Jourdane, J., 1973 a, figs.  
 (Leuckart, 1842)  
 life cycle  
*Bythinella reyniesii* (exper.)
- Nicolla elongata* n. sp. Maillard, G., 1970 a, 410-414, figs. 1-2  
*Onos tricirratatus* (intestini moyen) golfe du Lion
- Nitzschia sturionis* (Abildgaard, 1794) Osmanov, S. O., 1971 a, 114, fig.  
*Acipenser nudiventris* all from Uzbekistan  
 [Acipenseridae]
- Notaster* subgen. n. Unnithan, R. V., 1971 a, 367, 369, 394  
 subgen. of *Caenomicrocotyle* gen. n.  
 mt: *Caenomicrocotyle* (*Notaster*) *australiensis* (MacCallum, 1921) comb. n.
- Notocotylus* sp. Heard, R. W. III, 1970 a  
*Rallus longirostris* (ceca) Louisiana; Mississippi; Georgia; Maryland; New Jersey; New York
- Notocotylus attenuatus* (Rudolphi, 1809) Borgarenko, L. F., 1970 a  
*Fulica atra* (caecum) Tadzhikistan
- Notocotylus attenuatus* (Rud., 1809) Kossack, 1911 Crichton, V. F. J.; and  
*Anas platyrhynchos platyrhynchos* Welch, H. E., 1972 a  
*Anas acuta* all from Delta Marsh, Manitoba
- Notocotylus attenuatus* (Rudolphi, 1809) Francalanci, G.; and Manfredini, L., 1970 b  
 small intermediate hosts, distomatosis, domestic fowls  
*Bithynia tentaculata*  
*Lymnaea auricularia*  
*Planorbis planorbis*
- Notocotylus attenuatus* (Rud., 1809) Kossack, 1911 Gupta, N. K.; and Mehrotra, V., 1971 g, fig.  
*Anas crecca* (intestine) Chandigarh, India
- Notocotylus gibbus* (Mehlis, 1846) Borgarenko, L. F., 1970 a  
*Fulica atra* all from Tadzhikistan  
*Porzana porzana*  
*Rallus aquaticus* (caecum of all)
- Notocotylus imbricatus* Dönges, J., 1972 a  
 multiple infections, other trematodes  
 Federssee, Germany  
*Bithynia tentaculata*
- Notocotylus linearis* Belopol'skaia, M. M., 1969 a  
*Calidris alpina* White Sea
- Notocotylus pacifera* (Noble, 1933) Borgarenko, L. F., 1970 a  
*Fulica atra* (caecum) all from Tadzhikistan  
*Porzana porzana* "
- Notocotylus ralli* Baylis, 1936 Borgarenko, L. F., 1970 a  
*Rallus aquaticus* (caecum) all from Tadzhikistan  
*Crex crex* (caecum)
- Notocotylus regis* Heard, R. W. III, 1970 a  
 Harwood, 1939 Ocean Springs, Mississippi  
*Rallus longirostris* (ceca)
- Notocotylus seineti* Stadnichenko, A. P., 1969 a  
 Fuhrmann  
 reproductive organs of snail host, biochemical changes, pathology, parasitic castration

- Notocotylus urbanensis* Beverley-Burton, M.; and  
 intranuclear, paracrystal-  
 line inclusions in various  
 cells Sweeny, P. R., 1972 a
- Notocotylus urbanensis* Harley, J. P., 1972 c  
*Ondatra z. zibethica*  
 (large intestine) Madison County, Kentucky
- Nudaciraxine gracilis* Kingston, N.; Dillon, W.A.;  
 (Linton, 1940) Price, 1962 and Hargis, W. J. (jr.),  
 description of oncomira-  
 cidium 1969 a, figs. 19-20  
*Strongylura marina* (gills) York River, Virginia
- Nudacotyle novicia* Abram, J. B., 1969 a  
*Ondatra zibethicus* (small  
 intestine) Maryland
- Nudacotyle novicia* Harley, J. P., 1972 c  
*Ondatra z. zibethica*  
 (large intestine) Madison County, Kentucky
- Nudacotyle novicia* Stringer, R. P.; Harkema, R.;  
*Sylvilagus palustris* and Miller, G. C., 1969 a  
 North Carolina
- Nudimasculus* gen. n. Unnithan, R. V., 1971 a, 366,  
 Microcotylidae, Micro-  
 cotylinae 368, 389-390  
 includes: *Nudimasculus* sub-  
 gen. n., *Bistellavula* subgen.  
 n., *Bivaginuda* subgen. n.
- Nudimasculus* subgen. n. Unnithan, R. V., 1971 a, 366,  
 subgen. of *Nudimasculus* 368, 389
- Nudimasculus* (*Bivaginuda*) Unnithan, R. V., 1971 a, 390  
*baumi* (Sprehn, 1929) comb. n.
- Nudimasculus* (*Nudimasculus*) Unnithan, R. V., 1971 a, 390  
*gerres* (Sandars, 1944) comb. n.
- Nudimasculus* (*Bistellavulva*) Unnithan, R. V., 1971 a, 390  
*pagrosomi* (Murray, 1931) comb. n.
- Nudimasculus* (*Bivaginuda*) Unnithan, R. V., 1971 a, 366,  
*sillaginae* (Woolcock, 1936) 390  
 comb. n. (tod of subgen.)
- Nudimasculus* (*Nudimasculus*) Unnithan, R. V., 1971 a, 366,  
*spari* (Yamaguti, 1937) gen. 389  
 and comb. n. (tod)
- Nudimasculus* (*Bistellavula*) Unnithan, R. V., 1971 a, 390  
*tai* (Yamaguti, 1938) comb. n.  
 (tod of subgen.)
- Nudimasculus* (*Nudimasculus*) Unnithan, R. V., 1971 a, 389  
*virgatarum* (Tubangui, 1931)  
 comb. n.

- Ochetosoma aniarum* Rabalais, F. C., 1969 a  
*Agkistrodon piscivorus leucostoma* all from Louisiana  
*Lampropeltis getulus holbrooki*  
*Natrix cyclopion cyclopion*  
*N. erythrogaster flavigaster*  
*N. fasciata confluens*  
*N. f. fasciata*  
*N. rhombifera rhombifera*
- Ochetosoma chironius* n. sp. Nasir, P.; and Díaz, M. T., 1971 b, 233, 235-237, 241, 242, (esophagus and intestine) 246, figs. 2-7  
 Las Charas, en route to San Juan de Macarapana, Cumaná, Sucre State; Laguna de Chamariapa, near Cariaco, Sucre State; Venezuela
- Ochetosoma ellipticum* (Pratt, 1903) Dyer, W. G., 1970 b  
*Heterodon platyrhinos* (mouth) Jackson County, Illinois
- Ochetosoma ellipticum* (Pratt, 1903) Thatcher, V. E., 1970 b  
*Erythrolamprus bizonus* (= *E. aesculapii* (L.)) Cerro Azul, Panama Province
- Ochetosoma elongatum* (Pratt, 1903) Dyer, W. G., 1970 b  
*Heterodon platyrhinos* (lungs) Williamson County, Illinois
- Ochetosoma kansense* (Crow, 1913) Dyer, W. G., 1970 b  
*Elaphe obsoleta spiloides* (mouth) Illinois  
*Lampropeltis* sp. (esophagus)
- Ochetosoma kansense* Rabalais, F. C., 1969 a  
*Agkistrodon piscivorus leucostoma* all from Louisiana  
*Coluber constrictor flaviventris*  
*Diadophis punctatus stictogenys*  
*Elaphe obsoleta linheimeri*
- Ochetosoma kansensis* (Crow, 1913) Sogandares-Bernal, F.; and Grenier, H., 1971 a  
 life cycle, host specificity  
*Agkistrodon piscivorus* (mouth) Norco, Louisiana  
*Physella anatina* (exper.)  
*Rana pipiens*, tadpoles (exper.)
- Ochetosoma laterotrema* (Byrd and Denton, 1938) Rabalais, F. C., 1969 a  
*Agkistrodon piscivorus leucostoma* (mouth, esophagus, stomach, and small intestine) Louisiana
- Ochetosoma laterotrema* (Byrd and Denton, 1938) Sogandares-Bernal, F.; and Grenier, H., 1971 a  
 life cycle, host specificity  
*Agkistrodon piscivorus* (mouth) (nat. & exper.) Norco, Louisiana  
*Physella anatina* (exper.)  
*Rana pipiens*, tadpoles (exper.)
- Octangium elongatum* n. sp. Chattopadhyaya, D. R., 1972 a, 1, 13-15, 16, fig. 7  
*Chelone mydas* (large intestine) Camp Mandapam (South India), Gulf of Manar
- Octangium microrchis* n. sp. Chattopadhyaya, D. R., 1972 a, 1, 12-13, 16, fig. 6  
*Eretmochelys squamosa* (large intestine) Camp Mandapam (South India), Gulf of Manar
- Octangium sagitta* (Looss, 1899) Looss, 1902  
*Chelone mydas* (large intestine) Chattopadhyaya, D. R., 1972 a, India
- Octobothrium Leuckart*, 1827, partim Yamaguti, S., 1963 a  
 as syn. of *Diclidophora Kröyer*, 1838
- Octobothrium Leuckart*, 1827, partim Yamaguti, S., 1963 a  
 as syn. of *Pseudodactylocotyla* n. gen.
- Octobothrium digitatum* Rathke, 1843 Yamaguti, S., 1963 a  
 as syn. of *Pseudodactylocotyla palmata* (Leuckart, 1830) n. comb.
- Octobothrium phycidis* (Par. et Per.) Braun, 1890 Yamaguti, S., 1963 a  
 as syn. of *Pseudodactylocotyla phycidis* (Parona et Perugia, 1889) n. gen., n. comb.
- Octobothrium thyrsites* Dillan, W. A.; and Hargis, W. Hughes, 1928  
 as syn. of *Winkenthughesia thyrsites* (Hughes, 1928) Price, 1943
- Octodactylus Dalyell*, 1853 Yamaguti, S., 1963 a  
 as syn. of *Diclidophora Kröyer*, 1838
- Octodactylus inhaerens* Dalyell, 1853 Yamaguti, S., 1963 a  
 as syn. of *Pseudodactylocotyla palmata* (Leuckart, 1830) n. comb.
- Octolabea Euzet et Trilles*, 1960 (type genus) Yamaguti, S., 1963 a  
*Octolabeidae* n. fam.
- Octolabeidae* n. fam. Yamaguti, S., 1963 a, 222  
*Diclidophoroidea* type genus: *Octolabea* Euzet et Trilles, 1960
- Octomacrinae* n. subfam. Yamaguti, S., 1963 a, 197-198  
*Discocotylidae*, key  
 includes: *Octomacrum* Mueller, 1934
- Octomacrum* Mueller, 1934 Yamaguti, S., 1963 a  
*Discocotylidae*, *Octomacrinae* n. subfam.
- Oculotrema Stunkard*, 1924 Yamaguti, S., 1963 a  
*Polystomatidae*, *Oculotrematinae* n. subfam.
- Oculotrematinae* n. subfam. Yamaguti, S., 1963 a, 287,  
*Polystomatidae*, key 294  
 includes: *Oculotrema* Stunkard, 1924
- Odnheria charadrii* (Cable et al., 1960) Heard, 1967 Sinclair, N. R., 1971 a, 980  
 as syn. of *Odnheria odhneri* Travassos, 1921

- Odhneria limnodromii* Sinclair, N. R., 1971 a, 980  
Schell, 1967  
as syn. of *Odhneria odhneri* Travassos, 1921
- Odhneria odhneri* Travassos, Sinclair, N. R., 1971 a, 980  
1921  
frequency and intensity of infection, morphometric variation, seasonality  
Syns.: *Maritreminoides raminellae* Dery, 1958; *Maritrema raminellae* (Dery, 1958) Deblock et al., 1961; *Pseudospilotrema raminellae* (Dery, 1958) Ching, 1963; *Odhneria raminellae* (Dery, 1958) Heard, 1970; *Pseudospilotrema charadrii* Cable et al., 1960; *Odhneria charadrii* (Cable et al., 1960) Heard, 1967; *Odhneria limnodromii* Schell, 1967  
*Mergus serrator* Woods Hole area of Massachusetts  
" " " "  
*Melanitta deglandi* " " " "  
*Somateria mollissima* " " " "  
*Arenaria interpres* " " " "  
*Calidris canutus* Woods Hole area of Massachusetts; Sapelo Island, Georgia  
" " " "  
*Erolia alpina* " " " "  
*Crocethia alba* " " " "  
*Squatarola squatarola* " " " "  
*Ereunetes pusillus* Sapelo Island, Georgia  
*E. mauri* " " " "  
*Erolia minutilla* " " " "  
*Catoptrophorus semipalmatus* " " " "  
*Charadrius wilsonia* " " " "  
*Limnodromus griseus* " " " "
- Odhneria raminellae* Heard, R. W. III, 1970 a  
(Dery, 1958)  
*Rallus longirostris* (ceca) South Carolina; North Carolina; Virginia; Maryland; New Jersey
- Odhneria raminellae* Sinclair, N. R., 1971 a, 980  
(Dery, 1958) Heard, 1970  
as syn. of *Odhneria odhneri* Travassos, 1921
- Odontocotyle* nom. n. Hafeezullah, M.; and Siddiqi, A. H., 1971 a, 136  
for: *Odontotrema Hafeezullah and Siddiqi*, 1970, preoccupied
- Odontocotyle arabi* comb. n. Hafeezullah, M.; and Siddiqi, A. H., 1971 a, 136  
Syn.: *Odontotrema arabi* Hafeezullah and Siddiqi, 1970
- Odontotrema* gen. n. Hafeezullah, M.; and Siddiqi, A. H., 1970 a, 932, 938  
*Fellodistomatidae* tod: *O. arabi* sp. n.
- Odontotrema* Hafeezullah and Siddiqi, 1971, preoccupied  
renamed: *Odontocotyle* nom. n.
- Odontotrema arabi* gen. et sp. n. (tod) Hafeezullah, M.; and Siddiqi, A. H., 1970 a, 932, 938, figs. 10, 11  
*Drepane punctata* (intestine) Veraval; Calicut
- Odontotrema arabi* Hafeezullah and Siddiqi, 1970  
as syn. of *Odontocotyle arabi* comb. n.
- Ogmocotyle* Yoshimura, K.; Hishinuma, Y.; and Sato, M., 1969 a, 460  
Syn.: *Ogmogaster*
- Ogmocotyle ailuri* (Price, 1954) Yoshimura, K.; Hishinuma, Y.; and Sato, M., 1969 a, figs. Taiwan  
*Macaca cyclopis* (small intestine)
- Ogmogaster* Yoshimura, K.; Hishinuma, Y.; and Sato, M., 1969 a, 460  
as syn. of *Ogmocotyle*
- Ogmogaster antarcticus* Beverley-Burton, M., 1972 a  
*Leptonychotes weddelli* (caecum, colon) McMurdo Sound, Antarctica
- Ogmogaster antarcticus* Rausch, R. L.; and Rice, D. W., 1970 a  
*Balaenoptera physalus* (rectum) all from north Pacific Ocean, off San Francisco  
*Eschrichtius robustus* (rectum)
- Ogmogaster grandis* sp. n. Skriabin, A. S., 1969 b, 1882-1885, figs. 1-7  
*Balaenoptera physalus* all from Antarctic waters  
*B. borealis* all from Antarctic waters  
*B. musculus* (rectum of all)
- Ogmogaster pentalineatus* Rausch, R. L.; and Rice, D. W., 1970 a  
*Eschrichtius robustus* (rectum) north Pacific Ocean, off San Francisco
- Ogmogaster plicatus* Rausch, R. L.; and Rice, D. W., 1970 a  
*Balaenoptera physalus* (rectum) north Pacific Ocean, off San Francisco
- Ogmogaster trilineatus* Rausch, R. L.; and Rice, D. W., 1970 a, 196-199, figs. 1-4  
sp. n. *Balaenoptera physalus* (rectum) north Pacific Ocean, off San Francisco
- Ommatobrephus Nicoll* 1914 Dwivedi, M. P.; and Chauhan, B. S., 1970 a, 141, 144  
key to species  
includes: *Ommatobrephus minutum* sp. n.; *O. singularis*; *O. chauhani* Dwivedi 1967; *O. lobatum* Mehra 1928; *O. bengalensis* Mukherjee and Ghosh 1968
- Ommatobrephus chauhani* Dwivedi, M. P.; and Chauhan, B. S., 1970 a, 142  
valid species  
key
- Ommatobrephus minutum* Dwivedi, M. P.; and Chauhan, B. S., 1970 a, 142-145, fig. 1  
sp. n. key  
*Chhindwara*, M. P. India  
*Tropidonotus piscator* (rectum)
- Onchiodiscus* n. gen. Kulkarni, T., 1969 b, 263, 268, 270  
*Dactylogyridae*, *Ancyrocephalinae* tod: *O. pterodiscoides* n. sp.
- Onchiodiscus pterodiscoides* Kulkarni, T., 1969 b, 263, 268-270, 282, figs. 19-24  
n. gen., n. sp. (tod) Hyderabad, Andhra Pradesh (India)  
*Ectoparasitiformes* (gills)
- Onchocleidus acer* Mueller Yamaguti, S., 1963 a  
as syn. of *Haploleidus acer* (Mueller, 1936) n. comb.



- Oncocleidus* [sic] *moorei* Yamaguti, S., 1963 a  
(Mizelle, 1940) n. comb.  
Syn.: *Urocleidus moorei* Mizelle
- Oncocleidus* [sic] *procax* Yamaguti, S., 1963 a  
(Mizelle et Donahue, 1944) n. comb.  
Syn.: *Urocleidus procax* Mizelle et Donahue
- Onchocotyle mavori* Linton Yamaguti, S., 1963 a  
as syn. of *Erocotyle mavori* (Linton, 1940) n. comb.
- Onchocotylidae* Stiles et Hassall, 1908  
as syn. of *Hexabothriidae* Price, 1942
- Oncocleidus* Mueller, 1936 Yamaguti, S., 1963 a, 74  
[See *Onchocleidus*]  
"correct transliteration for *Onchocleidus*"
- Opechona* sp.  
*Trachurus japonicus* (pyloric caecum & intestine) Machida, M.; Ichihara, A.; and Kamegai, S., 1970 a  
sea north of the Tsushima Islands
- Opechona bacillaris* Madhavi, R., 1972 a  
*Rastrelliger kanagurta* (intestine) Waltair Coast, Bay of Bengal
- Opechona scombr* Yamaguti Machida, M.; Ichihara, A.; and Kamegai, S., 1970 a  
*Pneumatophorus japonicus japonicus* (pyloric caecum & intestine) sea north of the Tsushima Islands
- Opechona sebastodis* (Yamaguti) Machida, M.; Ichihara, A.; and Kamegai, S., 1970 a  
*Girella punctata* (intestine) all from sea north of the  
*Sebastes inermis* " Tsushima Islands  
*Sebasticus marmoratus* "
- Opechona waltairensis* sp. n. Madhavi, R., 1972 a, 217, 218,  
*Rastrelliger kanagurta* (intestine) 219, fig. 3  
Waltair Coast, Bay of Bengal
- Opecoeloides* sp. Overstreet, R. M., 1968 a  
"probably *O. fimbriatus*" south Florida  
*Synodus foetens* (intestine)
- Opecoeloides fimbriatus* Nahhas, F. M.; and Powell, E. G., 1971 a  
(Linton, 1934) *Sogandares-* Pensacola Bay  
Bernal and Hutton, 1959  
*Menticirrhus americanus* (intestine)
- Opecoelus* sp. inq. Gupta, N. K.; and Sehgal, S. K., 1971 b, fig.  
*Upeneus* sp. (alimentary canal) Mandapam Camp, South India
- Opecoelus* spp. Machida, M.; Ichihara, A.; and Kamegai, S., 1970 a  
*Sebastiscus marmoratus* (intestine) all from sea north of the  
*Astroconger myriaster* (intestine) Tsushima Islands  
*Pseudoblennius percoides* (pyloric caecum & intestine)
- Opecoelus nipponicus* Machida, M.; Ichihara, A.; and Kamegai, S., 1970 a  
Yamaguti sea north of the Tsushima Islands  
*Hexagrammos otakii* (intestine)
- Opecoelus sphaericus* Ozaki Machida, M.; Ichihara, A.; and Kamegai, S., 1970 a  
*Sebastes inermis* (intestine) sea north of the Tsushima Islands
- Opecoelus thapari* Parukhin, A. M., 1973 a  
age of host, degree of infection Indian Ocean  
*Nemipterus japonicus*
- Opegaster* sp. Canaris, A. G.; and Ogambo-Ongoma, A. H., 1973 a  
*Ablepharus bountonii africanus* Kenya
- Opegaster* sp. Machida, M.; Ichihara, A.; and Kamegai, S., 1970 a  
*Parapristipoma trilineatum* (pyloric caecum & intestine) sea north of the Tsushima Islands
- Opegaster ovatus* Ozaki Machida, M.; Ichihara, A.; and Kamegai, S., 1970 a  
*Fugu stictonotus* (intestine) sea north of the Tsushima Islands
- Ophiodiplostomatidi* Dubois, Dubois, G., 1970 a  
1936  
*Proterodiplostomatidae* Dubois, 1936  
includes: *Ophiodiplostomatinae* Dubois, 1936; *Proalarioidinae* Sudarikov, 1960
- Ophiodiplostomatinae* Dubois, G., 1970 a  
bois, 1936  
*Ophiodiplostomatidi* Dubois, 1936  
includes: *Ophiodiplostomatini* nov. tribus
- Ophiodiplostomatini* nov. Dubois, G., 1970 a, 668  
tribus  
*Ophiodiplostomatinae* Dubois, 1936
- Ophiosacculus meheleyi* Andrejko, A.F.; and Skvortsov, V. G., 1968 a  
(Mödlinger, 1930) all from Moldavia  
*Myotis blythi*  
*Vespertilio serotinus*
- Ophiosoma patagiatum* (Crep- Borgarenko, L.F., 1970 b  
lin, 1846) Dubois, 1937 Tadjhikistan  
*Ixobrychus minutus* (intestine)
- Ophthalmophagus* sp. Heard, R. W. III, 1970 a  
*Rallus longirostris* Louisiana; Mississippi; Alabama; Georgia  
(nares)
- Ophthalmophagus nasicola* Borgarenko, L. F., 1970 a  
Witenberg, 1926 Tadjhikistan  
*Gallinula chloropus* (eye)
- Opisthioglyphe exasperatum* Berger, W., 1973 a  
*Neomys fodiens* Germany
- Opisthioglyphe exasperatum* Lewis, J. W., 1968 b  
(Rudolphi, 1819) Englefield Green, Surrey  
*Sorex araneus* (small intestine)
- Opisthioglyphe megastomus* Vaucher, C., 1971 b  
life cycle  
*Gammarus pulex* (surface externe des glandes digestives)  
*Lymnaea peregra*  
*Neomys fodiens*

- Opisthioglyphe megastomus chaetotaxy, cercaria Vaucher, C., 1972 a, figs.
- Opisthioglyphe ranae Rana ridibunda (Därm) Božhkov, D. K., 1971 a
- Opisthioglyphe ranae (Fröhlich, 1791) Rana ridibunda perezi (Duodenum) Combes, C.; and Gerbeaux, M. T., [1971 a], fig. Pyrénées
- Opisthioglyphe ranae (Fröhlich, 1791) Rana esculenta (intestin) Gassmann, M., 1972 a, fig. Bollement et Dos-le-Cras
- Opisthioglyphe ranae Frölich nervous system morphology, localization of cholinesterases Kotikova, E. A., 1969 a
- Opisthioglyphe ranae gland cells, physiology, morphology, histochemistry Krasnodembskiĭ, E. G., 1972 a figs.
- Opisthioglyphe rastellus (Olsson, 1876) Rana temporaria (intestin) Gassmann, M., 1972 a, fig. Bollement
- Opisthodiscus nigrivasis (Méhely, 1929) Rana ridibunda perezi (Ampoule rectale) Combes, C.; and Gerbeaux, M. T., [1971 a] Pyrénées
- Opisthodiscus nigrivasis (Méhely, 1919) Rana esculenta (rectum) Gassmann, M., 1972 a, fig. Bonfol
- Opisthognoporoides n. gen. Lepocreadiidae Madhavi, R., 1972 a, 217, 221, 223  
tod: *O. hamumanthai* n. sp.
- Opisthognoporoides hamumanthai gen. et sp. n. (tod) (intestine of all) *Siganus oramin* *Acanthurus mata* *A. strigosus* Madhavi, R., 1972 a, 217, 221, 222, 223, fig. 6  
all from Waltair Coast, Bay of Bengal
- Opisthognoporoides sp. *Pikea japonica* (intestine) *Fugu stictonotus* " Machida, M.; Ichihara, A.; and Kamegai, S., 1970 a  
all from sea north of the Tsushima Islands
- Opisthognoporoides amadai Yamaguti *Branchiostegus japonicus* (large intestine) Machida, M.; Ichihara, A.; and Kamegai, S., 1970 a  
sea north of the Tsushima Islands
- Opisthomonorchis decapteri age of host, degree of infection *Trachurus trachurus* Parukhin, A. M., 1973 a  
Indian Ocean
- Opisthophallus bagri-incapsulatus (Wedl) Baer, 1933 as syn. of *Nephrocephalus bagri-incapsulatus* (Wedl, 1861) Dollfus, 1930 Fischthal, J. H.; and Thomas, J. D., 1972 a
- Opisthophallus fuhrmanni Baer, 1923 as syn. of *Nephrocephalus bagri-incapsulatus* (Wedl, 1861) Dollfus, 1930 Fischthal, J. H.; and Thomas, J. D., 1972 a
- Opisthorchiasis human, epidemiology Beer, S. A.; et al., 1971 a  
Surgut district, Tyumen region
- Opisthorchiasis human, chloxyol, out-patient treatment Ialdygina, Z. S.; Tishchenko, I. I.; and Muromtseva, E. V., 1971 a
- Opisthorchiasis human, pancreas, impairment of secretions Imankuliev, K. D., 1971 a
- Opisthorchiasis human, changes in gastric secretions, ulcer Karzin, V. V., 1971 a
- Opisthorchiasis human, gastritis, chloxyol treatment Komarova, N. M.; and Sadkova, T. N., 1971 a
- Opisthorchiasis pancreas, clinical problems, diagnosis, treatment Podlesnov, A. V., 1963 a
- Opisthorchiasis human, aspiration biopsy, gastritis Sadkova, T. N., 1971 a
- Opisthorchiasis human, increased amino acid content in blood serum of infected patients Shklovskaja, B. I., 1965 a
- Opisthorchiasis human liver, possible relationship to liver carcinoma, autopsies Shmyreva, T. A., 1966 b
- Opisthorchiasis FAO/WHO report Steele, J. H., 1967 a
- Opisthorchiasis human, combined infection with alveococcosis, liver, pathomorphology Zubov, I. A., 1967 a
- Opisthorchiasis key Mayaudon Tarbes, H., 1970 b
- Opisthorchiasis Syns.: *Paropisthorchis*; *Amphimerus* Pande, B. P.; and Shukla, R. P., 1973 a
- Opisthorchiasis caninus (Lewis et Cunningham, 1872) development of metacercarial cysts, guinea pigs, rabbits, hamsters Pande, B. P.; and Shukla, R. P., 1973 a, figs.
- Opisthorchiasis felineus human, bile duct, allergic manifestations (rash), case report Avanesov, G. M., 1963 a
- Opisthorchiasis felineus *Bithynia leachi* control, Fenasale and Bayer-73, low dosage Beer, S. A., 1969 b [Correction for Baer, S. A., 1969 a, as published in Supplement 20, Part 1, See Baer, S. A., 1969 a for complete reference]

- Opisthorchis felineus* Beer, S. A.; et al., 1971 a  
high infestation rate,  
epidemiology  
Leuciscus idus  
L. l. baicalensis  
*Rutilus rutilus lacustris*
- Opisthorchis felineus* Riv. Blizniuk, I. D., 1969 a, figs.  
free-swimming cercariae, survival and activity
- Opisthorchis felineus* Ginovker, I. A., 1971 a,  
experimental, immuno-  
morphological, histochemical changes in golden hamster,  
lymph nodes, spleen
- Opisthorchis felineus* Iakubov, T. G., 1970 a  
low infection rate in  
Bithynia leachi  
Desna, Seim, and Vorskla  
basins
- Opisthorchis folineus* Pampiglione, S.; and Toffol-  
etto, F., 1971 a  
snail hosts, review  
Italy
- Opisthorchis felineus* Schorr, M.; et al., 1969 a  
tetrahydro-1,3,5-thiadiazine-2-thiones, drug trials,  
hamsters
- Opisthorchis felineus* Schweizer, R., 1949 a  
*Vulpes vulpes*  
Switzerland
- Opisthorchis felineus* Zubov, N. A., 1965 b  
human, pathology, contraindication to diagnostic liver  
biopsy
- Opisthorchis gorakhpurensis* Rai, P., 1971 a, 884-886,  
n. sp.  
Mystus vittatus (small  
intestine)  
Gorakhpur
- Opisthorchis neverca* Sahai, B. N.; and Srivastava,  
pathology, liver and  
pancreas, dogs, pigs  
H. D., 1971 a, figs.
- Opisthorchis pedicellata* Rai, P., 1971 a, figs.  
*Bagarius bagarius* (gall-  
bladder)  
Gorakhpur
- Opisthorchis pedicellata* Rai, P., 1971 a  
*minuta*  
*Bagarius bagarius* (gall-bladder)  
Gorakhpur
- Opisthorchis piscicola* Fischthal, J. H.; and Thomas,  
Odhner, 1902  
*Gymnarchus niloticus*  
(gall bladder)  
Volta River at Yeji, Ghana
- Opisthorchis sinensis* Shain, A. A., 1971 a  
incidence, hepatic cancer  
Hanty-Mansy National  
District
- Opisthorchis tenuicollis* Shaheen A.S.; Babero, B.B.;  
(Rud., 1819)  
morphology  
dogs (liver, gall bladder,  
biliary ducts, pancreas, stomach, intestine, lungs)  
al-Dabagh, M.A.; and al-Din,  
M.J.D., 1962 a, fig.  
Iraq
- Opisthorchis viverrini* Evans, H.; Bourgeois, C. H.;  
human, biliary tract  
pathology  
Comer, D. S.; and Keschamras,  
N., 1971 a, figs.  
Thailand
- Opisthorchosis. See Opisthorchiasis.
- Orchipeidum* sp. Borgarenko, L. F., 1970 a  
*Fulica atra* (trachea)  
Tadzhikistan
- Orchipeidum jolliei* Schell Burnham, G. L., 1972 a  
*Grus canadensis canden-*  
*sis* (tracheae)  
west Texas
- Orchispirium* gen. n. Madhavi, R.; and Rao, K. H.,  
Sanguinicolidae  
1970 a  
tod: *O. heterovitellatum*  
sp. n.
- Orchispirium heterovitel-* Madhavi, R.; and Rao, K. H.,  
*latum* gen. et sp. n. (tod) 1970 a, 41-43, figs. 1-3  
*Dasyatis imbricatus*  
(mesenteric vessels)  
Waltair coast, Bay of Ben-  
gal
- Orchispirium hetero-* Madhavi, R.; and Rao, K. H.,  
*vitellatum*  
1972 b  
eggshell histochemistry, elastin
- Orientobilharzia* Dutt and Farley, J., 1971 a  
Srivastava, 1955  
Schistosomatidae; Schistosomatinae  
key to species  
includes: *O. turkestanicum*; *O. harinasutai*; *O. bomfordi*;  
*O. dattai*
- Orientobilharzia bomfordi* Farley, J., 1971 a  
(Montgomery, 1906) Dutt and Srivastava, 1955  
key  
Syns.: *Schistosoma bomfordi* Montgomery, 1906; *Ornitho-*  
*bilharzia bomfordi* Price, 1929; *Eurobilharzia bomfordi*  
Le Roux, 1958
- Orientobilharzia turkes-* Azimov, D. A., 1971 a, figs.  
*tanica* (Skrjabin, 1913)  
development, *Lymnaea auricularia*, rabbits
- Orientocreadium batra-* Issa, G. I.; and Ebaid, N. M.,  
*choides*  
1969 b  
*Clarias lazera* (distal,  
proximal portion, intestine)  
Nile River, Egypt
- Orientocreadium batra-* Pandey, K. C., 1972 a  
*choides* Tubangui, 1931  
Syn.: *Orientocreadium otto* Agarwal (1966)  
*Channa punctatus* (intestine) Lucknow
- Orientocreadium batra-* Wahid, S.; and Perveen, S.,  
*choides* Tubangui, 1931  
1969 a, fig.  
*Heteropneustes fossilis*  
(intestine)  
Kalri Lake, Sind area, West  
Pakistan
- Orientocreadium otto* Pandey, K. C., 1972 a  
Agarwal (1966)  
as syn. of *Orientocreadium batrachoides* Tubangui, 1931
- Orientocreadium siluri* (By- Osmanov, S. O., 1971 a, 165,  
chowsky et Dubinina, 1954) fig.  
*Silurus glanis*  
all from Uzbekistan  
*Acipenser nudiventris*  
*Pseudoscaphirhynchus kaufmanni*  
*Gobio gobio lepidolaemus*  
*Alburnoides tenuis*  
*Nemachilus malapterurus*  
*Cobitis aurata aralensis*  
*Glyptosternum reticulatum*

- Orientodiploproctodaeinae n. subf. Diploproctodaeidae Bhutta, M. S.; and Khan, D., 1970 a, 163
- Orientodiploproctodaem n. gen. Diploproctodaeidae; Orientodiploproctodaeinae mt: *O. diacanthi* n. sp. Bhutta, M. S.; and Khan, D., 1970 a, 163
- Orientodiploproctodaem diacanthi n. sp. (mt) Pseudosciaena diacanthus (stomach) Bhutta, M. S.; and Khan, D., 1970 a, 163-165, fig. 1 Karachi coast, Pakistan
- Ornithobilharzia Odhner, 1912 Schistosomatidae; Schistosomatinae Farley, J., 1971 a
- Ornithobilharzia baeri Fain, 1955 as syn. of *Macrobilharzia baeri* (Fain, 1955) Farley, J., 1971 a
- Ornithobilharzia bomfordi Price, 1929 as syn. of *Orientobilharzia bomfordi* (Montgomery, 1906) Dutt and Srivastava, 1955 Farley, J., 1971 a
- Ornithobilharzia canaliculata (Rudolphi, 1819) Odhner, 1912 Syns.: *Distoma canaliculata* Rudolphi, 1819; *Bilharziella canaliculata* Braun, 1902 Farley, J., 1971 a
- Ornithobilharzia canaliculata (Rudolphi, 1819) pathology, chickens, dermatitis Morales, G. A.; Helmboldt, C. F.; and Penner, L. R., 1971 a
- Ornithobilharzia hoepplii Tang, 1951 as syn. of *Austroilharzia hoepplii* (Tang, 1951) Farley, J., 1971 a
- Ornithobilharzia lari McLeod, 1937 as syn. of *Austroilharzia lari* (McLeod, 1937) Penner, 1953 Farley, J., 1971 a
- Ornithobilharzia lari McLeod, 1937 *Uria aalge* Threlfall, W., 1971 a northwestern North Atlantic
- Ornithobilharzia odhneri Faust, 1924 as syn. of *Austroilharzia odhneri* (Faust, 1924) Farley, J., 1971 a
- Ornithobilharzia phalacrocoraxi Baugh, 1963 as syn. of *Macrobilharzia baeri* (Fain, 1955) Farley, J., 1971 a
- Ornithobilharzia pricei Wetzell, 1930 as syn. of *Austroilharzia pricei* (Wetzell, 1930) Farley, J., 1971 a
- Ornithobilharzia turkestanicum snail identification Ghadirian, E.; and Hoghooghi, N., 1973 a Isfahan area, Iran
- Ornithobilharzia turkestanicum pathology, domestic animals, comparison with *Schistosoma bovis* Massoud, J., 1971 a Iran
- Orthetrotrema gen. n. Dicrocoeliidae: Dicrocoeliinae as emended Macy, R. W.; and Basch, P. F., 1972 a, 515 tod: *O. monostomum* sp. n.
- Orthetrotrema monostomum sp. n. (tod) *Orthetrum sabina sabina* (abdominal cavity) Macy, R. W.; and Basch, P. F., 1972 a, 515-517, figs. 1-7 Knapong Durian Hijau, Mukim of Terachi, District of Kuala Pilah, State of Negri Sembilan, West Malaysia
- Orthocoeliinae n. sf. Paramphistomidae Price, E. W.; and McIntosh, A., 1953 a, 231, 232
- Orthocoelium Stiles and Goldberger (1910) Syn.: *Ceylonocotyle Näsmark* (1937) Price, E. W.; and McIntosh, A., 1953 a, 231, 232
- Orthocoelium elongatus (Harshey) n. comb. Price, E. W.; and McIntosh, A., 1953 a, 231
- Orthocoelium okapi (Leiper) n. comb. Price, E. W.; and McIntosh, A., 1953 a, 231
- Orthocoelium orientalis (Harshey) n. comb. Price, E. W.; and McIntosh, A., 1953 a, 231
- Orthocoelium ovatum (Harshey) n. comb. Price, E. W.; and McIntosh, A., 1953 a, 231
- Orthosplanchnus arcticus redescription Beverley-Burton, M., 1972 a
- Orthosplanchnus fraterculus redescription Beverley-Burton, M., 1972 a, figs. 3, 7
- Orthosplanchnus weddelli n. sp. *Leptonchotes weddelli* (intestine) Beverley-Burton, M., 1972 a, 49, 50, 51-53, 59, figs. A-B, 1-2, 4-5 McMurdo Sound, Antarctica
- Ostioloides rappiae (Szidat, 1932) Odening, 1960 *Hyperolius fusciventris fusciventris* (duodenum) Maeder, A. M.; Combes, C.; and Knoepffler, L. P., [1971 a], fig. 1 Lamto (Côte-d'Ivoire)
- Otodistomum hydrolagi sp. n. *Hydrolagus colliei* (coelom) near San Juan Island, Washington Schell, S. C., 1972 a, 885-886, figs. 1-4

- Pachypsolus irroratus* (Rudolphi, 1819) Looss, 1902  
Caretta caretta (estomac)  
Euzet, L.; Combes, C.; and Triquell, A., 1972 a, figs. Banyuls-sur-Mer (France)
- Papillicotyle* gen. n. Young, P. C., 1967 c, 381, 382, 405-406  
Monocotylidae, Monocotylinae, key  
tod: *P. octona* gen. et sp. n.  
key to species, includes: *P. floridana* (Pratt, 1910) comb. n.; *P. octona* gen. et sp. n.
- Papillicotyle floridana* (Pratt, 1910) comb. n. key  
Young, P. C., 1967 c, 381, 382, 405, 407  
Syns.: *Monocotyle floridana* Pratt, 1910; *Heterocotyle floridana* (Pratt, 1910) Price, 1938; *H. aetobatis* Hargis, 1955  
+*Aetobatis fremenvilli* (gills)  
+*A. narinari*
- Papillicotyle octona* gen. et sp. n. (tod) key  
Young, P. C., 1967 c, 381, 382, 405, 406-407, figs. 9a-c  
Aetobatis narinari (bases of primary gill lamellae)  
Heron Island, Queensland, Australia
- Parabascus lepidotus* Looss, 1907  
Myotis blyth  
Vespertilio serotinus  
Andreiko, A. F.; and Skvortsov, V. G., 1968 a  
all from Moldavia
- Parabascus lepidotus* Looss, 1907  
Rhinolophus ferrum-equinum  
R. euryale  
Miniopterus schreibersi  
Plecotus austriacus  
Combes, C.; and Clerc, B., 1970 a, fig.  
Pyrénées-Orientales, all from
- Parabascus semisquamosus* (Braun, 1900)  
Nyctalus leisteri  
N. noctula  
Andreiko, A. F.; and Skvortsov, V. G., 1968 a  
all from Moldavia
- Parabascus semisquamosus* (Braun, 1900)  
Pipistrellus pipistrellus  
Combes, C.; and Clerc, B., 1970 a, fig.  
Pyrénées-Orientales
- Parabascus semisquamosus* (Braun, 1900)  
Nyctalus noctula (intestine)  
Merkusheva, I. V., 1971 a  
Belorussia
- Paracoenogonimus ovatus*, metacercaria (muscles, fins of all) [Exocoelium] [Perca fluviatilis] [Rutilus rutilus]  
Rauckis, E., 1970 a  
all from Lake Dusia, Lithuania
- Paracoenogonimus ovatus*  
Gobio gobio  
Abramis brama  
Lucioperca lucioperca  
Tomatik, E. N.; and Esdnenko-Marits, N. M., 1968 a  
all from Moldavian reservoirs
- Paraconcinnum* n. gen. Dicrocoeliidae, Dicrocoeliinae  
Vassiliadès, G.; and Richard, J., 1970 a, 1261, 1264  
tod: *P. hylomisci* n. sp.
- Paraconcinnum hylomisci* n. gen., n. sp. (tod)  
Hylomiscus stella (canaux pancréatiques)  
Vassiliadès, G.; and Richard, J., 1970 a, 1261-1264, fig. 1  
Brazzaville (Rép. du Congo)
- Paracryptogonimus catalae* n. sp.  
Lutjanus sp. (intestine)  
Durio, W. O.; and Manter, H. W., 1969 a, 293, 297, 299, fig. 16  
Noumea, New Caledonia
- Paracryptogonimus longites-tis* n. sp.  
Lutjanus sp. (intestine)  
Durio, W. O.; and Manter, H. W., 1969 a, 293, 297, 298-299, figs. 13-15  
Noumea, New Caledonia
- Paracryptogonimus provitel-losus* n. sp.  
Lutjanus vaigiensis (intestine)  
Durio, W. O.; and Manter, H. W., 1969 a, 293, 297, 298, fig. 12  
Noumea, New Caledonia
- Paracryptogonimus saccatus*  
Siganus sp. (intestine)  
Durio, W. O.; and Manter, H. W., 1969 a  
Noumea, New Caledonia
- Paracryptogonimus testi-tactus* n. sp.  
Lutjanus sp. (intestine)  
Durio, W. O.; and Manter, H. W., 1969 a, 293, 297, 299-300, figs. 17-19  
Noumea, New Caledonia
- Paracycloctyla* n. gen. Dicliphoridae [lapsus as Paracycloctyla]  
Dollfus, R. P. F., 1970 b, 1529  
tod: *P. cherbonnieri* n. sp.
- Paracycloctyla cherbonnieri* n. gen., n. sp. (tod)  
Dollfus, R. P. F., 1970 b, 1522-1529, figs. 1-9  
Bretagne
- Paracycloctyla* [lapsus for Paracycloctyla]  
Dollfus, R. P. F., 1970 b, 1529
- Paradiclybothriinae n. subfam.  
Diclycothriidae, key  
includes: *Paradiclybothrium* Bychowsky et Gussev, 1950  
Yamaguti, S., 1963 a, 299, 300
- Paradiclybothrium* Bychow-sky et Gussev, 1950  
Diclycothriidae, *Paradiclybothriinae* n. subfam.  
Yamaguti, S., 1963 a
- Paradiscogaster chaetodon-tis* Yamaguti, 1942, pre-occupied  
renamed: *P. yamagutii* nom. n.  
Hafeezullah, M.; and Siddiqi, A. H., 1970 a, 932, 939
- Paradiscogaster farooqii* sp. n.  
Scatophagus argus (intestine)  
Tutlicorin  
Hafeezullah, M.; and Siddiqi, A. H., 1970 a, 932, 938-939, fig. 12
- Paradiscogaster manteri* sp. n.  
Anoplocapros lenticularis (small intestine)  
Kurochkin, Iu. V., 1970 a, 111, 113-115, fig. 2  
Great Australian Bight
- Paradiscogaster yamagutii* nom. n.  
for: *P. chaetodontis* Yamaguti, 1942, preoccupied by *P. chaetodontis* Yamaguti, 1938  
Hafeezullah, M.; and Siddiqi, A. H., 1970 a, 932, 939
- Paradistomoides* sp. Ablepharus bountonii africanus  
Canaris, A. G.; and Ogambo-Ongoma, A. H., 1973 a  
Kenya
- Paradistomoides brevis* sp. n.  
Hemidactylus flaviviridis (gall bladder)  
Nama, H. S.; and Khichi, P. S., 1973 a, 259-260, fig. 3  
Jodhpur, India
- Paradistomoides diminutus* sp. n.  
Calotes versicolor (gall bladder)  
Nama, H. S.; and Khichi, P. S., 1973 a, 260-262, figs. 4-6  
Jodhpur, India

- Paradistomoides elongatus sp. n. Nama, H. S.; and Khichi, P.S., 1973 a, 265-267, figs. 10-12  
Calotes versicolor (gall bladder) Jodhpur, India
- Paradistomoides intermedius sp. n. Nama, H. S.; and Khichi, P.S., 1973 a, 263-265, figs. 7-9  
Calotes versicolor (gall bladder) Jodhpur, India
- Paradistomoides medius sp. n. Nama, H. S.; and Khichi, P.S., 1973 a, 257, 258-259, figs. 1-2  
Hemidactylus flaviviridis (gall bladder) Jodhpur, India
- Paradistomum sp. Kamangara, D. W. W., 1971 c, fig.  
Hemidactylus brooki (gall bladder) Colombo (Western Province), Ceylon
- Paradistomum orientalis Narain and Das, 1929 digestion of bile Vijayalakshmi, V., 1973 a, figs.
- Paradiurix gen. n. Unnithan, R. V., 1971 a, 367, 369, 395-396  
Microcotylidae, Caenomicrocotylinae mt: P. acanthogobii (Yamaguti, 1940) comb. n.
- Paradiurix acanthogobii (Yamaguti, 1940) comb. n. (mt) Unnithan, R. V., 1971 a, 367, 39
- Paragonimiasis human, raised levels of serum IgE Kojima, S.; Yokogawa, M.; and Tada, T., 1972 a
- Paragonimiasis humans, case reports, new areas of infection Miranda C., H.; Hernandez, O.; Montenegro, H.; and Alva, F., 1967 a  
Cajamarca area, Peru
- Paragonimiasis human, clinical and epidemiological study Nwokolo, G., 1972 b  
eastern Nigeria
- Paragonimiasis human, clinical aspects, diagnosis, treatment Sirol, J.; Kerfelec, J.; and Papimutto, J. P., 1967 b  
Cameroun Occidental
- Paragonimiasis FAO/WHO report Steele, J. H., 1967 a
- Paragonimiasis histopathological changes, survey, domestic cats, ferrets as intermediate hosts Urteaga B., O.; Ibañez H., N.; and Miranda C., 1968 a  
Cajamarca Prov., Peru
- Paragonimus sp. Ashizawa, H.; Nosaka, D.; and Tateyama, S., 1971 b, figs.  
eggs, pathological changes, swine
- Paragonimus sp. Frye, F. L.; Hoeft, D. J.; Margay, paragonimiasis, emetine hydrochloride, case report Frye, F. L.; Hoeft, D. J.; and Stone, J. L., 1972 a, fig.  
Felis wiedii (stool) California
- Paragonimus [sp.] Ibañez-Herrera, N.; and Miranda C., H., 1967 a, figs.  
morphological description Felis domesticus (lung) Cajamarca area, Peru
- Paragonimus sp. (? P. mexicanus) Miyazaki, I., 1972 a, fig.  
Pseudothelphusa richmondi Panama
- Paragonimus sp. human, outbreak bithionol Nwokolo, G., 1972 a  
Eastern Nigeria
- Paragonimus caliensis Little, 1968  
dog (exper.) Miyazaki, I.; and Grados, O., 1972 a, figs.  
Peru  
Pseudothelphusa chilensis
- Paragonimus kellicotti Mephitis mephitis (lungs) Bemrick, W. J.; and Schlottbauer, 1971 a  
Princeton, Minnesota
- Paragonimus kellicotti intracellular digestion, acid phosphatase activity, cecal ultrastructure Dike, S. C., 1969 a, figs.
- Paragonimus kellicotti pathology Didelphis virginiana (lungs) Feldman, D.B.; Moore, J.A.; Harris, M.W.; and Self, J.L., 1972 a  
North Carolina
- Paragonimus kellicotti pneumonia, dog, case report Gillick, A., 1972 a  
Canada
- Paragonimus kellicotti Ward, 1908  
Pomatopsis lapidaria  
P. cincinnatiensis  
Cambarus bartoni  
Orconectes juvenilis  
muskrats (lungs) Harley, J. P., 1972 b  
all from Madison Co., Kentucky
- Paragonimus kellicotti Ondatra z. zibethica (lungs) Harley, J. P., 1972 c  
Madison County, Kentucky
- Paragonimus kellicotti ultrastructure, pulmonary pathology, immune response, cats Lumsden, R.D.; and Sogandares-Bernal, F., 1970 a, figs.
- Paragonimus kellicotti cats, complement fixing, precipitating antibody response Seed, J.R.; Sogandares-Bernal, F.; and Gam, A. A., 1968 a
- Paragonimus kellicotti ecology Orconectes propinquus (heart, blood vessels) O. virilis (heart) Cambarus robustus (heart) C. diogenes " Stult, J. N., 1973 a  
all from Honey Creek, Michigan
- Paragonimus kellicotti Vulpes fulva Stult, J. N.; and Youatt, W. G., 1972 a  
Michigan
- Paragonimus macrorchis Kamangara, D. W. W., 1971 c, fig. 20  
Ceylon
- Paragonimus miyazakii antigenic structure, production of precipitating antibodies, immunoelectrophoretic analysis, diagnosis, cats, rats Capron, A.; Vernes, A.; Tsujii, M.; and Afchain, D., [1970 a]
- Paragonimus miyazakii spermatogenesis, electron microscopy Sato, M.; Oh, M.; and Sakoda, K., 1967 a, figs. 1-13
- Paragonimus ohirai Ashizawa, H.; Nosaka, D.; and Tateyama, S., 1971 b, figs.  
eggs, pathological changes, swine

- Paragonimus ohirai* Miyazaki, 1939  
Bruce, J.I. (jr.); et al., 1971 a  
influence of glucose on respiration patterns, miracidia, cercariae, metacercariae, adults
- Paragonimus ohirai* antigenic structure, production of precipitating antibodies, immunoelectrophoretic analysis, diagnosis, rats  
Capron, A.; Vernes, A.; Tsuji, M.; and Afchain, D., [1970 a]
- Paragonimus ohirai* dopamine concentration  
Chou, T. C. T.; Bennett, J.; and Bueding, E., 1972 a
- Paragonimus peruensis* n.sp. provisional name for *Paragonimus* sp. if it is a n. sp.  
Felis domesticus (pulmon)  
Didelphis azarae pernigra  
Ibañez Herrera, N.; and Miranda C., H., 1968 a, 26, figs. 1, 2  
all from Cajamarca Prov., Peru
- Paragonimus peruvianus* Pseudothelphusa richmondi  
Miyazaki, I., 1972 a, fig. Panama
- Paragonimus ringeri* clinical aspects, review  
Amouretti, M.; Quinton, A.; and Laporte, G., 1969 a  
France
- Paragonimus rudis* sp. inquire.  
Miyazaki, I., 1972 a
- Paragonimus sadoensis* single metacercaria infection, rats  
Yoshimura, K., 1972 a, pl.
- Paragonimus siamensis*  
Kannagara, D. W. W., 1971 c, fig. 21  
Ceylon
- Paragonimus westermani* antigenic structure, production of precipitating antibodies, immunoelectrophoretic analysis, diagnosis, cats, rats, human  
Capron, A.; Vernes, A.; Tsuji, M.; and Afchain, D., [1970 a]
- Paragonimus westermani* human, radiographic diagnosis  
Chartres, J. C., 1965 a, fig.
- Paragonimus westermani* dopamine concentration  
Chou, T. C. T.; Bennett, J.; and Bueding, E., 1972 a
- Paragonimus westermani* biology of snail host  
Brotia costula episcopalis  
Davis, G. M., 1971 a  
Malaysia
- Paragonimus westermani* human lung, diagnosis, clinical review  
Duroux, A., 1963 a  
France
- Paragonimus westermani* kittens, puppies, mono-metacercarial exposures, recovery of sexually mature worms with viable eggs, proof of self-fertilization in single worm infections  
Fan, P. C.; and Chiang, C. H., 1970 a, figs.
- Paragonimus westermani* human cerebral, radiological aspects  
Galatius-Jensen, F.; and Uhm, I.K., 1965 a
- Paragonimus westermani* area survey for possible intermediate hosts  
Grados B., O.; and Ibañez H., N., 1961 a, fig.  
Valle de Chicama, Peru
- Paragonimus westermani* humans, distribution, possible intermediate hosts, Peru control  
Grados B., O.; Ibañez H., N.; and Arrasco S., M., 1962 a
- Paragonimus westermani* cumulating bronchogenic carcinoma human (lung)  
Grillo, I. A.; Abioye, A. A.; and Oni, S. B., 1973 a, fig. Nigeria
- Paragonimus westermani* human, lungs, nervous system involvement, case report  
Kantina, E. A.; and Vydrina, S. D., 1966 a
- Paragonimus westermani* human, intracranial calcifications, radiological diagnosis, case reports  
Kim, E.H.; and Bahk, Y.W., 1964 a
- Paragonimus westermani* Potamiscus cognatus (liver and gill vesicles)  
Miyazaki, I.; and Kwo, E.-H., 1969 a, figs.  
Malaysia
- Paragonimus westermani* human abdominal, secondary biliary cirrhosis, case report, differential diagnosis  
Okuda, K.; Kuratomi, S.; Moriyama, M.; and Mae, E., 1969 a, fig.  
China
- Paragonimus westermani* dog (lung)  
Rao, R. R., 1973 a, figs.
- Paragonimus westermani* human, case reports  
Sirol, J.; Kerfelec, J.; and Papinutto, J. P., 1967 a  
Cameroun
- Paragonimus westermani* fatty acid and sugar compositions  
Ueda, T.; and Sawada, T., 1968 a
- Paragonimus westermani* humans, bithionol and bithionol sulfoxide, good results except in cerebral involvement  
Yang, S. P.; and Lin, C.-C., 1967 b
- Paragyliuchen chaetodontis* Yamaguti  
Chaetodontoplus septentrionalis (intestine)  
Machida, M.; Ichihara, A.; and Kamegai, S., 1970 a  
sea north of the Tsushima Islands
- Paragyrodactylus* description, key to species  
Ergens, R., 1970 a
- Paragyrodactylus barbatuli* n. sp.  
key  
Nemachilus barbatulus toni (Flossen)  
Fluss Tul bei Ulan Bator (Mongolien)  
Ergens, R., 1970 a, 310-311, fig. 2
- Paragyrodactylus dogieli* Osmanov, 1965  
as syn. of *P. iliensis* Gvozdev et Martechov, 1953  
Ergens, R., 1970 a
- Paragyrodactylus dogieli* Osmanov, 1965  
Nemachilus stoliczkai (gill filaments)  
Osmanov, S. O., 1971 a, 130, fig.  
Uzbekistan
- Paragyrodactylus iliensis* Gvozdev et Martechov, 1953  
description, key  
Syn.: *P. dogieli* Osmanov, 1965  
Nemachilus dorsalis (Kiemen) Kasachstan  
N. stoliczkai " Kirg. SSR and Usbekistan  
N. strauschi " Kasachstan
- Parahaplometroides basiliscus* Thatcher, 1964  
Basiliscus basiliscus  
Thatcher, V. E., 1970 b  
Chagres River, Panama Canal Zone
- Parahemirhamphiculus* gen.n. Dactylogrydidae; Ancyrocephalinae  
Bykhovskii, B. E.; and Nagibina, L. F., 1969 b, 518, 522-523  
tod: *P. pinguis* sp. n.

- Parahemirhamphiculus pin-  
guis gen. et sp. n. (tod)  
Hemirhamphus far (gills)  
lykhovskii, B. E.; and Nagi-  
bina, L. F., 1969 b, 518, 521-  
522, figs. 4-5  
South China Sea (Hainan)
- Parahemius merus (Linton, 1910) Woolcock, 1935  
Syn.: *P. noblei* King, 1962  
Sardinella cameronensis  
Ethmalosa dorsalis  
Engraulis encrasicholus  
Caranx hippos  
Selar crumenophthalmus  
Trachinotus glaucus  
T. goreensis  
Cynoglossus goreensis  
Lagocephalus laevigatus  
Psettodes belcheri  
(stomach of all)
- Parahemius merus (Linton, 1910) Woolcock, 1935  
Dussumieria hasselti  
(alimentary canal)  
Gupta, N. K.; and Sehgal,  
S. K., 1971 a, fig.  
Palk Bay, Dhanushkodi,  
South India
- Parahemius merus  
(Linton, 1910)  
Syn.: *Parahemius noblei*  
King, 1962  
Caranx crysos (stomach)  
Nahas, F. M.; and Powell,  
E. C., 1971 a  
Pensacola Bay
- Parahemius merus  
age of host, degree of  
infection  
Nemipterus japonicus  
Parukhin, A. M., 1973 a  
Indian Ocean
- Parahemius noblei King, 1962  
as syn. of *P. merus* (Linton, 1910) Woolcock, 1935  
Fischthal, J.H.; and Thomas,  
J. D., 1971 a
- Parahemius noblei  
King, 1962  
as syn. of *Parahemius merus* (Linton, 1910)  
Nahas, F. M.; and Powell,  
E. C., 1971 a, 4
- Paraisocoelium exorchis  
Bagrus bayad (anterior  
alimentary canal, distal  
and proximal portion, intestine)  
Issa, G. I.; and Ebaid, N. M.,  
1969 b  
Mile River, Egypt
- Paralecithodendrium  
Odhner, 1911  
review, key to species  
includes: *Paralecithodendrium cysticircum* n. sp.; *P. skrjabini* Shaldybin, 1948; *P. kasakhstanica* Chun-Syun 1963; *P. ovimagosum* (Bhalerao, 1926); *P. megalorchium* n. sp.; *P. glandulosum* (Looss, 1896); *P. tetralobutalus* Caballero, 1943; *P. isotrema* n. sp.; *P. obtusum* (Loos, 1899); *P. carlsbadensis* Cain, 1966; *P. nokomis* (Macy, 1935)  
Salem, J. B., 1971 a, 175-176
- Paralecithodendrium cysti-  
circum n. sp.  
key  
Megaderma lyra (intestine)  
Salem, J. B., 1971 a, 159,  
169-171, 175, fig. 4  
Hyderabad, Andhra Pradesh,  
India
- Paralecithodendrium iso-  
trema n. sp.  
key  
Pipistrellus ceylonicus  
(intestine)  
Salem, J. B., 1971 a, 159,  
171-173, 176, fig. 5  
Hyderabad, Andhra Pradesh,  
India
- Paralecithodendrium mega-  
lorchium n. sp.  
key  
Tadarida aegyptiaca  
(intestine)  
Salem, J. B., 1971 a, 159,  
173-175, fig. 6  
Hyderabad, Andhra Pradesh,  
India
- Paralopharynx arctus  
Caballero, 1946  
Syn.: *Paralopharynx gonzalezi* Brenes, Arroyo, and  
Montero Gei, 1960  
lizards (intestinal tract) Panama  
Thatcher, V. E., 1970 b
- Paralopharynx gonzalezi  
Brenes, Arroyo, and Montero  
Gei, 1960  
as syn. of *Paralopharynx arctus* Caballero, 1946  
Thatcher, V. E., 1970 b
- Paramonostomum alveatum  
(Mehlis, 1845)  
Anser anser domestica  
(large intestine)  
Richter, S.; Vrašić, O.; and  
Aleraj, Z., 1953 a, 203  
Yugoslavia
- Paramonostomum philippinen-  
sis n. sp.  
Thiara riquetti  
chicken (exper.) (intes-  
tinal ceca)  
duck (exper.) (intestinal ceca)  
Velasquez, C. C., 1969 a, 289-  
292, figs. 1-5  
Malabon, Rizal, Luzon  
Island, Philippines
- Paramphistomes  
Tragelaphus strepsiceros  
Condy, J. B., 1972 a  
Rhodesia
- Paramphistomiasis  
ruminants, forecasting outbreaks, weather conditions,  
mollusc hosts  
Mereminskii, A. I., 1970 a
- Paramphistomiasis  
water, nitrogen, phos-  
phorus contents, meat  
and skin, lambs  
Mikhailova, P.; Venkov, V.;  
Gateva, S.-K.; and Miteva, D.,  
1972 a
- Paramphistomiasis  
cattle, HOE 296  
Vujić, B.; Petrović, K.M.;  
Palić, D.; and Perić, Z.,  
1971 a  
vicinity of Beograd
- Paramphistomidae Fischeoeder  
Price, E.W.; and McIntosh, A.,  
1901, s. str.  
includes: *Paramphistominae* Fischeoeder; *Orthocoeliinae*  
n. sf.
- Paramphistominae Fischeoeder  
Price, E.W.; and McIntosh, A.,  
1901  
key to genera  
includes: *Paramphistomum* Fischeoeder, 1901; *Gigantocotyle*  
Nasmark, 1937; *Calicophoron* Nasmark, 1937; *Cotylophoron*  
Stiles and Goldberger, 1910; *Ugandocotyle* Nasmark, 1937;  
*Ceylonocotyle* Nasmark, 1937; *Nilocotyle* Nasmark, 1937;  
*Buxifrons* Nasmark, 1937; *Cochinocotyle* n. gen.; *Macro-*  
*pharynx* Nasmark, 1937  
Gupta, N. K.; and Gupta, P.,  
1971 a, 327
- Paramphistominae Fischeoeder  
Price, E.W.; and McIntosh, A.,  
1901  
Paraphistomidae
- Paramphistomum (*P. cervi*  
type)  
pathology, treatment, cows  
Nosaka, D.; Ashizawa, H.; and  
Nagata, Y., 1970 b
- Paramphistomum [sp.]  
molluscicides  
Planorbis planorbis  
Arru, E.; and Papadopoulos,  
I., 1972 a  
Sardinia
- Paramphistomum sp.  
Rangifer tarandus terrae-  
novae  
Bergerud, A. T., 1971 a  
Newfoundland
- Paramphistomum sp.  
differential diagnosis  
from *Fasciola hepatica*  
cattle  
Borko, J., 1970 a  
Michalovec District



- Paramphistomum* sp. outbreak, cattle, 90% mortality calves (feces) Chhabra, R.C.; Kwatra, M.S.; and Bali, H.S., 1972 a, fig. Patiala, Punjab, India
- Paramphistomum* sp. Hilomid and tribromine compound, zebu Graber, M.; and Birgi, E., 1970 a
- Paramphistomum* sp. Oyclozanid, zebu cattle Guilhon, J.; and Graber, M., 1971 a Tehad (Fort-Lamy)
- Paramphistomum* spp. Tetramisole, sheep and goats, not effective Kazam, A. R.; and Barya, M. A., 1972 a West Pakistan
- Paramphistomum* spp. methridine, sheep Romagnoli, A.; and Panebianco, F., 1964 b
- Paramphistomum* sp. cattle, Zanil Romaniuk, K., 1971 a
- Paramphistomum* sp. *Planorbis planorbis* (exper.) *Anisus vortex* (exper.) Soltyś, A.; and Ziomko, I., 1971 a
- Paramphistomum bathycotyle* buffaloes (bile duct) Lee, S.-L., 1967 b abattoir at Kuala Lumpur
- Paramphistomum calicophorum* Zebu cattle (reticulum) Lee, S.-K., 1967 b abattoir at Kuala Lumpur
- Paramphistomum cervi* snail intermediate hosts, distribution *Bulinus contortus* *Planorbis planorbis* Arru, E.; and Deiana, S., 1970 a Sardegna
- F[*paramphistomum*] *cervi ovini* (intestine) Arru, E.; and Muzzetto, P., 1970 a
- Paramphistomum cervi* molluscicides *Bulinus truncatus* Arru, E.; and Papadopoulos, I., 1972 a Sardinia
- Paramphistomum cervi* lack of carbamyl phosphate synthesis, arginine and pyrimidine dependence Kurelec, B., 1972 a
- Paramphistomum cervi* (Schränk 1790) *Capreolus capreolus* *Alces alces* Nilsson, O., 1971 a Sweden, all from
- Paramphistomum cervi* incidence, red deer Schultze-Rhonhof, W., 1972 a Bavarian Alps
- Paramphistomum cervi* incidence, cattle Wiczorowski, S., 1971 b Białystok
- Paramphistomum* (Explanatum) explanatum juveniles, development, migration, pathology *Indoplanorbis exustus* guinea-pigs (exper.) rabbits (exper.) white rats " pups " kitten " kid " lamb " Singh, M.D.; and Pande, B.P., 1972 a, figs. India
- Paramphistomum gotoi* buffaloes (blind and ventral sacs of rumen) Lee, S.-K., 1967 b abattoir at Kuala Lumpur
- Paramphistomum ichikawai* ruminants, pathogenicity, life cycle, development, immunity, pathology, epizootiology, diagnosis, treatment, control Horak, I. G., 1971 a
- Paramphistomum liorchis* *Odocoileus virginianus* (upper digestive tract) Prestwood, A. K.; Smith, J.F.; and Mahan, W. E., 1970 a Alabama, Florida, Georgia, Louisiana, South Carolina
- Paramphistomum malayi* sp. nov., nom. nud. buffaloes (blind and ventral sacs of rumen) Lee, S.-K., 1967 b 73, 74 abattoir at Kuala Lumpur
- Paramphistomum microbothrium* *Aepyroceros melampus* (rumen) Ashizawa, H.; et al., 1971 a, figs. imported from Tanzania, died at zoological garden, Miyazaki City
- Paramphistomum microbothrium* Terenol, cattle, goat Gaenssler, J. G., 1972 a
- Paramphistomum microbothrium* Hilomid and tribromine compound, zebu Graber, M.; and Birgi, E., 1970 a
- Paramphistomum microbothrium* zebu cattle Graber, M.; Euzéby, J. A.; and Birgi, E., 1970 a tropical Africa
- Paramphistomum microbothrium* bovine, Freon BU Guilhon, J. C.; Graber, M.; and Barnabé, R., 1971 a
- Paramphistomum microbothrium* ruminants, pathogenicity, life cycle, development, immunity, pathology, epizootiology, diagnosis, treatment, control Horak, I. G., 1971 a
- Paramphistomum microbothrium* Kobulej, T.; and Udvarhelyi, J., 1972 a 2,6-dihydroxybenzoic acid-4'-bromanilide, naturally infected cattle
- Paramphistomum microbothrium* Terenol, cattle Kobulej, T.; and Udvarhelyi, J., 1973 a
- Paramphistomum microbothrium* gametogenesis Sey, O., 1971 a, pls.
- Paramphistomum orthocoelium* sheep (rumen) goats " Ashizawa, H.; Nosaka, D.; and Tateyama, S., 1970 a all from Kumamoto Prefecture, Japan
- Paramphistomum orthocoelium* buffaloes (blind and ventral sacs of rumen) Lee, S.-K., 1967 b abattoir at Kuala Lumpur
- Paramphistomum scolio-coelium* (blind and ventral sac of rumen) Zebu cattle buffaloes Lee, S.-K., 1967 b all from abattoir in Kuala Lumpur
- Paramphistomum streptocoelium* (blind and ventral sac of rumen) Zebu cattle buffaloes Lee, S.-K., 1967 b all from abattoir at Kuala Lumpur

- Paramphistomum thapari* n. n. Price, E.W.; and McIntosh, A., 1953 a, 231  
for: *Cotylophoron indicum* Stiles and Goldberger, 1910
- Parancylodiscoides Caballero et Bravo Hollis*, 1960  
as syn. of *Pseudohaliotrematoides* (Yamaguti, 1953) status emend. Yamaguti, S., 1963 a
- Parancylodiscoides chaetopteri* [i.e. chaetodipteri] Caballero et Bravo, 1960  
as syn. of *Pseudohaliotrematoides chaetopteri* [i.o. chaetodipteri] (Caballero et Bravo, 1960) n. comb. Yamaguti, S., 1963 a
- Parancyrocephaloides indicus* n. sp. Kulkarni, T., 1969 b, 263, 279-282, figs. 49-57  
*Clupea harengus* (gills) Hyderabad, Andhra Pradesh (India)
- Paranephrotus* subgen. of *Cyrodactylus* Malmberg, G., 1970 b, 77, 147  
*Cyrodactylus flesi*-complex Malmberg, 1957
- Parantorchis* sp. Machida, M.; Ichihara, A.; and Kamegai, S., 1970 a  
*Chaetodontoplus septentrionalis* (intestine) sea north of the Tsushima Islands
- Parantorchis tsushimaensis* n. sp. Machida, M., 1971 a, 187, 190-191, fig. 3  
*Chaetodontoplus septentrionalis* (intestine) near Tsushima Islands, Sea of Japan
- Parapolyostoma Ozaki*, 1935 Yamaguti, S., 1963 a  
*Polystomatidae*, *Diplorchiniinae* n. subfam., key
- Parapolyostoma alluaudi* (Beauchamp) Ozaki, 1935 Yamaguti, S., 1963 a  
as syn. of *Beauchampia alluaudi* (Beauchamp, 1913) n. gen., n. comb.
- Paraproctotrematoides* n. g. Nagaty, H. F.; and Abdel-Aal, T. M., 1972 a, 207, 212-213  
*Monorchidae*: *Lasiotocinae* mt: *P. mugili* n. sp.
- Paraproctotrematoides mugili* n. sp. (mt) Nagaty, H. F.; and Abdel-Aal, T. M., 1972 a, 207, 212, fig. 4  
*Mugil* sp. Red Sea
- Parapronocephalum symmetricum* Belopol'skaia, M. M., 1969 a  
*Calidris alpina* White Sea
- Paratanaisia bragai* (Santos, 1934) Freitas, 1959 Portugal, M. A. S. C.; et al., 1972 a, pls.  
*Columbia livia domestica* (kidney)
- Paraunisaccoides* n. g. Martin, W. E., 1973 b, 166  
*Haploporidae*; *Unisaccinae* tod: *P. loboleciithus* n. sp.
- Paraunisaccoides loboleciithus* n. sp. (tod) Martin, W. E., 1973 b, 166-168, figs. 1-2  
*Mugil cephalus* (intestine) Brisbane River, Brisbane, Queensland, Australia
- Parayamagutia* n. gen. Machida, M., 1971 a, 187, 192  
*Fellodistomidae*, *Yamagutiinae* tod: *P. ostracionis* n. sp.
- Parayamagutia ostracionis* n. gen., n. sp. (tod) Machida, M., 1971 a, 187, 191, 192, fig. 4  
*Ostracion tuberculatus* (intestine) near Tsushima Islands, Sea of Japan
- Parectenurus chloroscombr* Fischthal, J.H.; and Thomas, Siddiqi and Cable, 1960 J.D., 1971 a  
as syn. of *Ectenurus lepidus* Looss, 1907
- Paropisthorchis* as syn. of *Opisthorchis* Pande, B.P.; and Shukla, R.P., 1973 a
- Parorchis acanthus* Tringa glareola Belopol'skaia, M. M., 1969 a  
Baltic Sea
- Parorchis acanthus* (Nicoll, 1906) Heard, R. W. III, 1970 a  
*Rallus longirostris* (cloaca) Louisiana; Mississippi; Alabama; Georgia; South Carolina; North Carolina; Virginia; Maryland; New Jersey
- Littorina irrorata* eastern United States
- Parorchis avitus* (Linton, 1914) Ogambo-Ongoma, A. H.; and Canaris, A. G., 1971 b  
measurements, morphology Kenya  
*Tringa hypoleucos* (intestine)
- Parorchis gedoelsti* Calidris alpina Belopol'skaia, M. M., 1969 a  
Baltic and Okhotsk Seas
- Parvatrema* sp. I *Rallus longirostris* (small intestine) Heard, R. W. III, 1970 a  
Mississippi; Alabama
- Parvatrema* sp. II, immature *Rallus longirostris* (small intestine) Heard, R. W. III, 1970 a  
Georgia; North Carolina  
*Cyrenoida floridana* eastern United States  
*Melampus bidentatus* (kidney) " " "  
*Detracia floridana* " " "
- Paryphostomum bubulcusi* Agarwal, S. M.; and Tiwari, Agarwal, 1958 I. P., 1968 a, figs.  
description, egg and miracidium
- Paryphostomum radiatum* gland cells, physiology, morphology, histochemistry Krasnodembskii, E. G., 1972 a
- Paryphostomum segregatum* hyperparasitized (exper.) by *Cotylurus lutzi* n. sp. Basch, P. F., 1969 a
- Paryphostomum segregatum* *Cathartes aura teter* Kingston, N., 1970 a  
vicinity of Laramie, Wyoming
- Paryphostomum segregatum* intramolluscan inter-trematode antagonism, histological observations Lim, H. K.; and Heyneman, D., 1972 a, figs.
- Paryphostomum sufrartyfex* mortality, pathology pigs Bhattacharyya, H. M.; et al., 1972 a, figs.  
Calcutta
- Patagifer* *Echinostomatidae* Jain, S. P.; and Srivastava, O. N., 1970 a  
key to species, includes: *P. accuminatus* Johnston, 1917; *P. fraternus* Johnston, 1917; *P. skrjabini* Hilmy, 1949; *P. vioscai* Lumsden, 1962; *P. bilobus* (Rud., 1819) Dietz, 1909; *P. consimilis* Dietz, 1909; *P. parvispinosus* Yamaguti, 1933; *P. wesleyi* Verma, 1936
- Patagifer* sp. inq. *Fulica atra* (intestine) Gupta, N. K.; and Mehrotra, V., 1971 g, fig.  
Chandigarh, India
- Patagifer bilobus* (Rudolphi, 1819) Dietz, 1909 Jain, S. P.; and Srivastava, O. N., 1970 a  
key  
Syn.: *P. simarai* Nigam, 1944

- Patagifer chandrapuri* Jain, S. P.; and Srivastava, O. N., 1970 a  
as syn. of *P. wesleyi* Verma, 1936
- Patagifer sarai* Saksena, Jain, S. P.; and Srivastava, O. N., 1970 a  
as syn. of *P. wesleyi* Verma, 1936
- Patagifer simarai* Nigam, Jain, S. P.; and Srivastava, O. N., 1970 a  
as syn. of *P. bilobus* (Rudolphi, 1819) Dietz, 1909
- Patagifer srivastavai* Jain, S. P.; and Srivastava, O. N., 1970 a  
Peter, 1954  
as syn. of *P. wesleyi* Verma, 1936
- Patagifer wesleyi* Verma, Jain, S. P.; and Srivastava, O. N., 1970 a  
key  
Syns.: *P. chandrapuri* Srivastava, 1952; *P. srivastavai* Peter, 1954; *P. sarai* Saksena, 1957
- Pauciconfibula* n. gen. Dillon, W.A.; and Hargis, W. J. (jr.), 1965 b, 251, 269-270  
Microcotylidae; Microcotylinae  
tod: *P. trachini* (Parona & Perugia, 1889) n. comb.
- Pauciconfibula draconis* Dillon, W.A.; and Hargis, W. J. (jr.), 1965 b, 251, 270  
(Briot, 1904) n. comb.  
Syn.: *Microcotyle draconis* Briot, 1904
- Pauciconfibula trachini* Dillon, W.A.; and Hargis, W. J. (jr.), 1965 b, 251, 269-270  
(Parona and Perugia, 1889) n. comb. (tod)  
Syns.: *Microcotyle trachini* Parona and Perugia, 1889; *Diplasiocotyle trachini* (Parona and Perugia, 1889) Tripathi, 1956; *Aspinatrium trachini* (Parona and Perugia, 1889) Yamaguti, 1963
- Pedocotyle MacCallum*, 1913 Yamaguti, S., 1963 a  
Dicliphoridae, Pedocotylinae n. subfam.
- Pedocotyle minima* Hargis, Kingston, N.; Dillon, W. A.; and Hargis, W. J. (jr.), 1969 a, figs. 11-12  
1955  
description of *oncomira- cidium* York River, Virginia  
*Bairdiella chrysur* (gill arches)
- Pedocotylinae* n. subfam. Yamaguti, S., 1963 a, 187  
Dicliphoridae, key  
includes: *Pedocotyle MacCallum*, 1913
- Pedunculotrema* gen. n. Fischthal, J. H.; and Thomas, J. D., 1970 a, 129, 136  
Opecoeliidae  
tod: *P. ghanensis* sp. n.
- Pedunculotrema capecoastensis* sp. n. Fischthal, J. H.; and Thomas, J. D., 1970 a, 129, 137-139, figs. 11-12, 20  
Pomadasy jubelini (small intestine) Cape Coast, Ghana
- Pedunculotrema ghanensis* Fischthal, J. H.; and Thomas, J. D., 1970 a, 129, 136-137, figs. 9-10, 19  
gen. n., sp. n. (tod)  
*Gerres melanopterus* (small intestine) Cape Coast, Ghana
- Pegosomum ixobrychi* Borgarenko, L.F., 1970 b, Gvosdev, 1960  
*Ixobrychus minutus* (liver) Tadzhikistan
- Pellonicola Unnithan*, Lebedev, B. I., 1971 a  
1967  
Amphipolycotylini trib. n.
- Pellonicola elongata* Lebedev, B. I., 1971 a  
Unnithan, 1967
- Pellucidhaptor Price* and Mizelle, 1964  
generic diagnosis emended to include haptor hooks arrangement
- Pellucidhaptor alahamus* sp. n. Chien, S. M.; and Rogers, W. A., 1970 a, 480-481, figs. 1-5  
*Ictiobus bubalus* (body surface) Tombigbee River, Sumter County; Tallapoosa River, Elmore County, Alabama
- Pellucidhaptor angularis* n. sp. Kritsky, D. C.; and Hathaway, R. P., 1969 a, 143, 144, figs. 9-13  
*Carpiodes cyprinus* Spoon River, 1 mile north-east of Flatville, Champagne Co., Illinois
- Pellucidhaptor dicerobasis* sp. n. Chien, S. M.; and Rogers, W. A., 1970 a, 480, 481, figs. 6-11  
*Carpiodes carpio* (body surface) Cahaba River, Perry County; Chewacla Creek, Lee County, Alabama  
*Ictiobus bubalus* (body surface) Tallapoosa River, Elmore County, Alabama
- Pellucidhaptor dicerobasis* Chien and Rogers, 1970  
morphological variations of sclerotized structures  
*Carpiodes carpio* Kritsky, D.C.; Leiby, P.D.; and Shelton, M.E., 1972 a, figs.  
upper Missouri River system
- Pellucidhaptor eremitus* Kritsky, D. C.; and Hathaway, R. P., 1969 a, figs.  
*Carpiodes cyprinus* Spoon River, 1 mile north-east of Flatville, Champagne Co., Illinois
- Pellucidhaptor eremitus* Kritsky, D.C.; Leiby, P.D.; and Shelton, M.E., 1972 a, figs.  
Rogers, 1967  
*Carpiodes carpio* upper Missouri River system
- Pellucidhaptor micracanthus* Kritsky, D.C.; Leiby, P.D.; and Shelton, M.E., 1972 a, sp. n. 723, 730, figs. 27-31  
*Carpiodes carpio* (external surface) upper Missouri River system, north of Little Missouri River and Lake Sakakawea
- Pellucidhaptor minytremae* Chian, S. M.; and Rogers, W. A., 1970 a, 480, 481, 483, sp. n. 484, figs. 12-17  
*Minytrema melanops* (body surface) Lake Talquin, Florida
- Pellucidhaptor planacrus* Leiby, P. D.; Kritsky, D. C.; and Peterson, C. A., 1972 a, sp. n. 447, 449, 450, 452, figs. 8-14  
*Ictiobus cyprinellus* (external surface) Missouri River in North Dakota, northern South Dakota
- Pellucidhaptor rogersi* Gusev, A. V.; and Luk'iantseva, E. N., 1971 a, 1450-1452, figs. 1-4; 1972 a, sp. n. 1452, figs. 1-4; 1972 a  
*Leuciscus leuciscus* baicalensis West Siberia
- Pellucidhaptor tarsialis* Chian, S. M.; and Rogers, W. A., 1970 a, 480, 484, sp. n. 484, figs. 18-22  
*Hypentelium etowanum* (body surface) Moore's Mill Creek, Lee County, Alabama

- Pentatres sphyraenae* Euzet Lebedev, B. I., 1969 c, figs.  
et *Razarihelisoa*, 1959  
redescription, heterotopies of the organs, polymorphism  
*Sphyraena tessera* (gills) Red Sea; Indian Ocean
- Petasiger* (*P.*) *brevicauda* Zhatkanbaeva, D., 1971 a, fig.  
(Ishii, 1935) Mendheim, 1943 Kazakhstan  
*Podiceps griseigena* (intestine)
- Petasiger* (*P.*) *lobatus* Zhatkanbaeva, D., 1971 a, fig.  
Yamaguti, 1933 Kazakhstan  
*Podiceps caspicus* (intestine)
- Petasiger* *n. n. nonne* Krasnodembskiĭ, E. G., 1972 a  
gland cells, physiology, morphology, histochemistry
- Pfender* *in hunc ceca* Ehlers-Bhodigen, S., 1965 a  
*Elephantus indicus* Naan, died Dusit zoo, Bangkok
- Phagicola* sp. Heard, R. W. III, 1970 a  
*Rallus longirostris* (small intestine) Virginia; Maryland
- Phagicola diminuta* Heard, R. W. III, 1970 a  
(Stunkard and Haviland, 1924.)  
*Rallus longirostris* (small intestine, ceca) Georgia; North Carolina  
*Littoridinops tenuipes* eastern United States  
*Onobops jacksoni* " "  
*Hydrobia* sp. " "
- Phaneropsolus bonnei* Manning, G.S.; and Lertprasert, P., 1971 a  
human all from Thailand  
*Macaca fascicularis*
- Phaneropsolus bonnei* Manning, G.S.; and Viyanant, V., 1972 a  
Lie Kian Joe, 1951 humans northeastern Thailand
- Phaneropsolus orbicularis* Porter, J. A. (jr.), 1972 a  
*Saguinus fuscicollis*  
*S. mystax*
- Pharyngostomoides adenocephala* sp. n. Beckerdite, F. W.; Miller, G. C.; and Harkema, R., 1971 a, 149, 152, 153, figs. 7-12  
life cycle North Carolina  
*Procyon lotor* (small intestine)  
*Menetus dilatatus buchanensis* (exper.)
- Pharyngostomoides ovalis* Chandler and Rausch (1946) Beckerdite, F. W.; Miller, G. C.; and Harkema, R., 1971 a  
as syn. of *P. procyonis* Harkema, 1942
- Pharyngostomoides procyonis* Beckerdite, F. W.; Miller, G. C.; and Harkema, R., 1971 a, figs.  
Harkema, 1942 redescription, life cycle  
Syn.: *P. ovalis* Chandler and Rausch (1946)  
*Procyon lotor* (small intestine) Wake County, North Carolina; Angelina County, Texas  
*Menetus dilatatus buchanensis* (exper.)
- Pharyngostomum cordatum* Dubey, J. P., 1970 a, fig.  
*Felis catus* (small intestine) Krishna Nagar Colony, Adhartal, Jabalpur, M. P., central India
- Pharyngostomum cordatum* Kannagara, D. W. W., 1971 c, fig.  
(Diesing, 1850) Ciurea, 1922  
*Felis rubiginosa* (small intestine) Anuradhapura (North Central Province), Ceylon  
*Viverricula indica mayori* (small intestine) North Central Province, Ceylon
- Pharyngostomum cordatum* Roman-Chiriac, E.; and Barbu, P., 1970 a  
*Nyctereutes procyonoides ussuriensis* Danube Delta
- Pharyngostomum cordatum* Sadighian, A., 1970 a  
*Felis chaus* Shahsavvar area, Caspian region, Iran
- Philandrophilus* n. gen. Thatcher, V. E., 1970 b, 349, 351  
*Plagiorchidiidae*, *Styphlodorinae*  
tod: *P. magnacirrus* n. sp.
- Philandrophilus magnacirrus* Thatcher, V. E., 1970 b, 349, 351-352, fig. 1  
n. gen., n. sp. (tod)  
*Philander opossum* (gall bladder) Cerro Azul, Panama, R. P.
- Philophthalmus* sp. Reddy, P. V.; and Subramanyam, S., 1971 a, figs. 1-6  
karyotype, diploid number 20  
eagle (ocular region) Jagtial, Karimnagar Dist., Andhra Pradesh
- Philophthalmus burrili* Howell, M. J., 1970 a, figs.  
ingestion, pharynx as transfer organ
- Philophthalmus cupensis* Richter, S.; Vražić, O.; and Aleraj, Z., 1953 a, 195-197, 202-203, 204-205, pl., fig. 2  
n. sp. Anser anser domestica (mucous membrane of the lower palpebra) Gornja Posavina and Donje Pokuplje, Yugoslavia
- Philophthalmus gralli* Mathis and Leger Boyd, E. M.; and Fry, A. E., 1971 a  
Megaceryle alcyon alcyon (attached to eye) Massachusetts
- Philophthalmus gralli* Mathis & Leger, 1910 Srivastava, S. C.; and Pande, B. P., 1971 a, figs.  
Syn.: *P. mirzai* Prakash and Pande, 1968  
*Dendrocoryna javanica* (below nictitating membrane)  
*Anas acuta* " " "
- Philophthalmus hegeneri* Trimble, J.J. III; and Penner, L.R., 1971 a, figs.  
larval stages, comparison with *P. larsoni* Siesta Key, Florida  
*Batillaria minima*
- Philophthalmus larsoni* Trimble, J.J. III; and Penner, L.R., 1971 a, figs.  
larval stages, comparison with *P. hegeneri* Siesta Key, Florida  
*Cerithium muscarum*
- Philophthalmus megalurus* Cain, G. D., 1969 a, figs.  
hemoglobin studies
- Philophthalmus megalurus* Cain, G. D., 1969 b  
source of hemoglobin
- Philophthalmus megalurus* Krygier, B. B.; and Macy, R. W., 1969 b  
*Cinclus mexicanus unicolor* (eye) Tillamook County, Oregon
- Philophthalmus megalurus* McMillan, T.A.; and Macy, R. W., 1972 a  
life cycle Oxytrema silicula Tualatin River, Clackamas County, Oregon  
*Gallus gallus domesticus* (exper.) (eye)  
*Oxytrema* (exper.) (heart)
- Philophthalmus megalurus* Nollen, P. M., 1970 a, fig.  
occurrence of an ovotestis
- Philophthalmus megalurus* Nollen, P. M., 1971 a  
eggshell histochemistry

- Philophthalmus megalurus* (Cort, 1914) Nollen, P. M., 1971 b  
growth, viability, reinfection, comparison with *P. hegneri*, chicks  
*Pleurocera acuta* (nat. & exper.) Tippecanoe River, Battleground, Indiana
- Philophthalmus megalurus* self-fertilizing strain, 3 successive life cycles, few deleterious effects Nollen, P. M., 1971 c
- Philophthalmus mirzai* Srivastava, S. C.; and Pande, Prakash and Pande, 1968  
as syn. of *Philophthalmus gralli* Mathis & Leger, 1910
- Philophthalmus posaviniensis* n. sp. Richter, S.; Vrašić, O.; and Aleraj, Z., 1953 a, 194-195, 201-202, 203, 204, pl., fig. 1  
(interior side of the *membrana nictitans*) Gornja Posavina and Donje Pokuplje, Yugoslavia
- Phocitrema ovale* Yoshino, T.P., 1972 a  
*Fundulus parvipinnis* (scales) southern California
- Pholeter gastrophilus* parasitic gastritis Bieniek, H.; and Meyer, L., 1971 a  
*Tursiops truncatus* (Magen) Duisburger Tierpark
- Pholeter gastrophilus* gastric nodular fibrosis Migaki, G.; Van Dyke, D.; and *Tursiops truncatus* (stomach) Hubbard, R. C., 1971 a  
*T. gilli* " "
- Phyllocotyle van Beneden* Yamaguti, S., 1963 a  
et Hesse, 1850  
as syn. of *Plectanocotyle* Diesing, 1850
- Phyllodistomum* sp. Machida, M.; Ichihara, A.; Apogon semilineatus (intestine) and Kamegai, S., 1970 a  
sea north of the Tsushima Islands
- Phyllodistomum* sp. Woods, C. E., 1971 a  
*Etheostoma nigrum* all from Forest River, North Dakota  
*Ictalurus melas*
- Phyllodistomum brevicecum* Spence, J. A.; and Peters, L. Steen, 1938  
*Umbra limi* Worchester Lake, Schoolcraft county, Michigan
- Phyllodistomum cameroni* Pandey, K. C., 1972 a  
Agarwal, 1966  
as syn. of *Phyllodistomum vachius* Dayal, 1949
- Phyllodistomum caudatum* Meade, T. G.; and Bedinger, Steelman, 1938  
(urinary bladder of all) C. A. (jr.), 1972 a, fig.  
*Ictalurus melas* all from eastern Texas  
*I. natalis*
- Phyllodistomum elongatum* Mikailov, T. K.; and Pashaev, age of host G. A., 1973 a  
*Cyprinus carpio* Azerbaïdzhan SSR
- Phyllodistomum elongatum* Osmanov, S. O., 1971 a, 164  
Nybelin, 1926  
all from Uzbekistan  
*Aspius aspius*  
*Barbus capito* conocephalus  
*Abramis brama*  
*A. sapa*  
[*Carassius carassius*]  
*Cyprinus carpio*
- Phyllodistomum elongatum* Tomnatik, E.N.; and Esinenko-Acerina cernua Marits, N. M., 1968 a  
*Lucioperca lucioperca* all from Moldavian reservoirs
- Phyllodistomum etheostomae* Woods, C. E., 1971 a  
*Percina maculata* Forest River, North Dakota
- Phyllodistomum folium* Rauckis, E., 1970 a  
[*Esox lucius*] (urinary bladder, ureters) Lake Dusia, Lithuania
- Phyllodistomum lacustri* Meade, T. G.; and Bedinger, (Loewen, 1939) C. A. (jr.), 1972 a, fig.  
(urinary bladder of all) all from eastern Texas  
*Ictalurus natalis*  
*I. punctatus*
- Phyllodistomum lohrenzi* Loewen, 1935 Meade, T. G.; and Bedinger, C. A. (jr.), 1972 a, fig.  
*Pomoxis annularis* (urinary bladder) eastern Texas
- Phyllodistomum lucknowensis* Pandey, K. C., 1970 b, 22-33, n. sp. figs. 1-6  
adult, metacercaria  
*Macrobranchium* sp. (digestive gland) river Gomati; Lucknow  
*Heteropneustes fossilis* Lucknow fish market  
(nat. and exper.)
- Phyllodistomum nocomis* Wanson, W. W.; and Larson, Fischthal, 1942 O. R., 1972 a, figs.  
life cycle, descriptions of egg, miracidium, daughter sporocyst, cercaria, metacercaria, adult  
*Hypobosia biguttata* (urinary North Dakota  
bladder) (nat. and exper.)  
*Sphaerium striatum* North Dakota  
(gills)  
*Notropis cornutus* (exper.)  
*Rhinichthys cataractae* (exper.)  
*Semotilus atromaculatus* (exper.)
- Phyllodistomum nocomis* Woods, C. E., 1971 a  
*Hypobosia biguttata* Forest River, North Dakota
- Phyllodistomum notropidis* Woods, C. E., 1971 a  
*Notropis cornutus* Forest River, North Dakota
- Phyllodistomum pearsei* Meade, T. G.; and Bedinger, HOLL, 1929 C. A. (jr.), 1972 a, fig.  
*Micropterus salmoides* eastern Texas  
(urinary bladder)
- Phyllodistomum pseudo-folium* Nybelin, 1926 Osmanov, S. O., 1971 a, 165  
all from Uzbekistan  
*Acerina cernua*  
*Perca fluviatilis*  
*Abramis brama*
- Phyllodistomum pseudofolium* Tomnatik, E.N.; and Esinenko-*Lucioperca lucioperca* Marits, N. M., 1968 a  
Moldavian reservoirs
- Phyllodistomum semotili* Woods, C. E., 1971 a  
*Semotilus atromaculatus* Forest River, North Dakota
- Phyllodistomum symmetricum* Fischthal, J. H.; and Thomas, J. D., 1972 a  
Auchenoglanis occidentalis Black Volta River tributary (coelom) near Lawra, Ghana  
*Lage do mac* (urinary Lake Victoria at Jinja, Uganda, East Africa  
bladder)

- Phyllodistomum vachius Pandey, K. C., 1972 a  
Dayal, 1949  
Syn.: Phyllodistomum cameroni Agarwal, 1966  
Heteropneustes fossilis Lucknow  
(urinary bladder)
- Pigmentata Sewell 1922 Jain, S. P., 1972 b  
differential diagnosis, Diplocotylea
- Pisciamphistoma reynoldsi Meade, T. G.; and Bedinger,  
Bogitsh and Cheng, 1959 C. A. (jr.), 1972 a, fig.  
(intestine of all) all from eastern Texas  
Lepomis macrochirus  
L. cyanellus
- Placodiscus n. gen. Paperna, I., 1972 a, 58, 60,  
Dactylogyridae, Ancyro- 62  
cephalinae mt: Placodiscus acan-  
thopagri gen. & sp. nov.
- Placodiscus acanthopagri Paperna, I., 1972 a, 58, 59,  
gen. et sp. nov. (mt) 60, 61, figs. 53-55  
Acanthopagrus bifasciatus El Blaim lagoon, Suez gulf
- Plagiopeltis Dies., 1850 Yamaguti, S., 1963 a  
as syn. of Hexostoma Rafinesque, 1815
- Plagioporus sp. Esch, G. W., 1971 a  
Goniabasis sp. Gull Lake, Michigan
- Plagioporus sp. Machida, M.; Ichihara, A.;  
Apogon semilineatus and Kamegai, S., 1970 a  
(intestine) all from sea north of the  
Epinephelus moara (pyloric Tsushima Islands  
caecum)  
Parapristipoma trilineatum (pyloric caecum & intestine)  
Myllo macrocephalus (intestine)  
Lethrinus haematopterus (intestine)  
Oplegnathus fasciatus "  
Goniistius zonatus (small intestine)  
Choerodon azurio (intestine)  
Parapercis multifasciata (intestine)  
Sebastes marmoratus "  
Chelidonicichthys kumu (pyloric caecum & intestine)
- Plagioporus choerodontis Machida, M.; Ichihara, A.;  
(Yamaguti) and Kamegai, S., 1970 a  
Choerodon azurio (in- sea north of the Tsushima  
testine) Islands
- Plagioporus gerridis sp. n. Fischthal, J. H.; and Thomas,  
Gerres nigri (small J. D., 1970 a, 129, 139-140,  
intestine) figs. 13-14  
Cape Coast, Ghana
- Plagioporus (Plagioporus) Gupta, N. K.; and Sehgal, S.  
indicus n. sp. K., 1971 b, 267-268, fig. 1  
Lutianus fulviflamma West coast of India--Bombay  
(intestine)
- Plagioporus isagi Machida, M.; Ichihara, A.;  
(Yamaguti) and Kamegai, S., 1970 a  
Parapristipoma trili- sea north of the Tsushima  
neatum (intestine & pyloric Islands  
caecum)
- Plagioporus kyusen Machida, M.; Ichihara, A.;  
Yamaguti and Kamegai, S., 1970 a  
Halichoerus poecilopterus sea north of the Tsushima  
(small intestine) Island
- Plagioporus virens Porter, C. A., 1970 b, figs.  
damage to digestive gland of snail host, changes in cell  
shape, decreases in glycogen and fat content, enzymic  
lysis
- Plagiorchidae gen. sp. Stadnichenko, A. P., 1969 a  
reproductive organs of snail host, biochemical changes,  
pathology, parasitic castration
- Plagiorchis sp. Deblock, S., 1973 a, fig.  
description Loire-Atlantique  
Ondatra zibethica (intestin grêle)
- Plagiorchis (Miltiglandu- Dobrynin, M. I., 1969 a, fig.  
laris) sp. Turkmen  
Camelus dromedarius (duodenum)
- Plagiorchis sp. Esch, G. W., 1971 a  
Helisoma spp. Gull Lake, Michigan
- Plagiorchis sp. Vermeil, C.; et al., 1973 a  
Ondatra zibethica Loire-Atlantique  
(intestin grêle)
- Plagiorchis (P.) africana Nasir, P.; and Diaz, M. T.,  
(Dollfus, 1950) Vercamen- 1970 a, 271  
Grandjean, 1960  
Syns.: Glythelmins africana Dollfus, 1950; Haplometra  
africana (Dollfus, 1950) Manter and Pritchard, 1964;  
Reynoldstrema africana (Dollfus, 1950) Cheng, 1959 and  
Fischthal and Thomas, 1968
- Plagiorchis (P.) berghei Nasir, P.; and Diaz, M. T.,  
Vercamen-Grandjean, 1960 1970 a, 271  
Syn.: Reynoldstrema berghei (Vercamen-Grandjean, 1960)  
Fischthal and Thomas, 1968
- Plagiorchis eutamiatz Roman-Chiriach, E.; and  
zibethicus Vassiliev, 1939 Barbu, P., 1970 a  
Nyctereutes procyonoides Danube Delta  
ussuriensis
- Plagiorchis fastuosus Belopol'skaia, M. M., 1969 a  
Calidris alpina White and Baltic Seas  
Tringa glareola White Sea
- Plagiorchis (P.) laurenti Nasir, P.; and Diaz, M. T.,  
Vercamen-Grandjean, 1960 1970 a, 271  
Syn.: Reynoldstrema laurenti (Vercamen-Grandjean, 1960)  
Fischthal and Thomas, 1968
- Plagiorchis (P.) micracan- Cain, G. D.; and Studier, E.  
thos Macy, 1931 H., 1972 a  
Myotis lucifugus occultus Montezuma Seminary, Monte-  
zuma, San Miguel County,  
New Mexico
- Plagiorchis morosovi Belopol'skaia, M. M., 1969 a  
Calidris alpina Baltic and Okhotsk Seas  
Tringa glareola Baltic Sea
- Plagiorchis muris Dyer, W. G., 1970 a  
Mephitis mephitis (small North Dakota  
intestine)
- Plagiorchis muris Tanabe, Kannagara, D. W. W., 1971 c,  
1922 fig.  
Canis familiaris (small Colombo (Western Province),  
intestine) Ceylon
- Plagiorchis nanus Belopol'skaia, M. M., 1969 a  
Calidris alpina White and Baltic Seas  
Tringa glareola White Sea
- Plagiorchis nobeli Park, Stanley, J. G.; and Rabalais,  
1936 F. C., 1971 a  
Agelaius phoeniceus northwestern Ohio  
(small intestine)

- Plagiorchis obtusus* Strom, 1940  
life cycle, description, cercaria, metacercaria, marita  
*Larus minutus* (exper.)  
*Gammarus lacustris*  
*Mus musculus albellus* (exper.)  
*Limnaea ovata*  
*Larus ridibundus* (exper.)  
Filimonova, L. V., 1973 a, figs.
- Plagiorchis popowi* Palimpsestoff, 1929  
*Nyctereutes procyonoides ussuriensis*  
Roman-Chiriac, E.; and Barbu, P., 1970 a  
Danube Delta
- Plagiorchis proximis* Oudatza z. *zibethica* (small intestine)  
Harley, J. P., 1972 c  
Madison County, Kentucky
- Plagiorchis proximus* (Barker, 1915)  
laboratory hosts  
*Mesocricetus auratus* (exper.) (intestine, feces)  
*Lymanaea emarginata canadensis*  
Rachford, F.W., 1970 a  
Alanson, Michigan
- Plagiorchis* (*P.*) *vespertilionis* (Müller, 1780)  
*Rhinolophus hipposideros*  
*Myotis bechsteini*  
*M. daubentoni*  
*M. dasycneme*  
*M. myotis*  
*M. mystacinus*  
*M. nattereri*  
*M. blythi*  
*Plecotus auritus*  
*Nyctalus leisleri*  
*N. noctula*  
*Vespertilio serotinus*  
Andreiko, A.F.; and Skvortsov, V. G., 1968 a  
all from Moldavia
- Plagiorchis vespertilionis* Müller, 1784  
*Eptesicus fuscus* (intestine)  
*Lasiurus cinereus* "  
*Myotis lucifugus* "  
Blankespoor, H. D.; and Ulmer, M. J., 1971 a  
all from Iowa
- Plagiorchis vespertilionis* (Müller, 1784)  
*Rhinolophus ferrum-equinum*  
*R. euryale*  
*R. hipposideros*  
*Miniopterus schreibersi*  
*Myotis capaccinii*  
*M. emarginatus*  
*Eptesicus serotinus*  
*Pipistrellus pipistrellus*  
Combes, C.; and Clerc, B., 1970 a, fig.  
Pyrénées-Orientales, all from
- Plagiorchis vespertilionis* (Müller, 1780)  
*Nyctalus noctula* (intestine)  
Merkusheva, I. V., 1971 a  
Belorussia
- Plagiorchis vitellatus* Tringa *glareola*  
Belopol'skaia, M. M., 1969 a  
Baltic Sea
- Platycoctyle* van Beneden et Hesse, 1863  
as syn. of *Plectanocotyle* Diesing, 1850  
Yamaguti, S., 1963 a
- Platynosomum amazonensis* Saginus  
*S. mystax*  
*Callithrix jacchus*  
*Callimico goeldii*  
Porter, J. A. (jr.), 1972 a
- Platynosomum concinnum* (Baun, 1901)  
cat  
Ikede, B. O.; Losos, G. J.; and Isoun, T. T., 1971 a, figs.  
Nigeria
- Platynosomum langsonensis* sp. nov.  
*Gennaesus nyctemerus* (Liver)  
Nguyen Thi Le, 1968 a, 129-130, fig.  
Langshon Province, Democratic Republic of Vietnam
- Plectanocotyle* Diesing, 1850  
Syn.: *Phyllocotyle* van Beneden et Hesse, 1850; *Plectanophorus* Diesing, 1858; *Platycoctyle* van Beneden et Hesse, 1863  
Yamaguti, S., 1963 a
- Plectanophorus* Diesing, 1858  
as syn. of *Plectanocotyle* Diesing, 1850  
Yamaguti, S., 1963 a
- Plectognathotrema* sp.  
*Navodon modestus* (ovary, intestine)  
Machida, M.; Ichihara, A.; and Kamegai, S., 1970 a  
sea north of the Tsushima Islands
- Plectognathotrema hydrolagi* sp. n.  
*Hydrolagus colliei* (stomach)  
Olson, R. E.; Hanson, A. W.; and Pratt, I., 1970 a, 724-726, figs. 1-3  
Pacific Ocean 11 to 13 km off Newport, Oregon
- Plectognathotrema lobatum* Ozaki  
*Stephanolepis cirrifer* (ovary)  
Machida, M.; Ichihara, A.; and Kamegai, S., 1970 a  
sea north of the Tsushima Islands
- Plectognathotrematoides* gen. nov.  
Cephaloporidae  
Parukhin, A. M., 1971 c, 52, 54  
tod: *P. laymani* sp. nov.
- Plectognathotrematoides* *laymani* gen. et sp. nov. (tod)  
*Abalistes stellaris* (Darmkanal)  
Parukhin, A. M., 1971 c, 52-53, fig. 1  
Red Sea
- Plehnella dentata* Paperna, 1964  
as syn. of *Sanguinicola dentata* (Paperna, 1964) comb. n.  
Madhavi, R.; and Rao, K. H., 1970 a, 41
- Pleorchis americanus* Lühe, 1906  
Syn.: *Polyorchis molle* (Leidy, 1856) Monticelli, 1896  
*Cynoscion arenarius* (intestine)  
*C. nebulosus* (intestine)  
Nahhas, F. M.; and Powell, E. C., 1971 a  
all from Santa Rosa Sound
- Pleorchis sciaenae* Yamaguti, 1938  
(intestine of all)  
*Otolithus ruber*  
Hafeezullah, M., 1971 b, fig.  
Madras, Bay of Bengal, Tuticorin, Gulf of Manaar, Calicut, Arabian Sea
- Pseudorhombus diacanthus*  
Calicut, Arabian Sea
- Plerurus* Looss, 1907  
as syn. of *Lecithochirium* Lühe, 1901  
Nasir, P.; and Diaz, M. T., 1971 d, 28
- Pleurogenes attui* n. sp.  
*Wallagonia attu* (intestine)  
Kakaji, V. I., 1968 a, 137-140, fig. 1  
river Gomti, Lucknow
- Pleurogenes claviger* (Rudolphi, 1819)  
*Rana ridibunda perezii* (duodenum)  
Combes, C.; and Gerbeaux, M. T., [1971 a]  
Pyrénées
- Pleurogenoides* sp.  
*Rana hexadactyla* (small intestine)  
Kannagara, D. W. W., 1971 c, fig.  
Kandana (Western Province), Ceylon

- Pleurogenoides gastroporus* Mukherjee, R. P.; and Ghosh, R. K., 1970 a, fig. morphological abnormalities  
*Rana cyanophlyctis* (intestine)
- Pleurogenoides medians* Combes, C.; and Gerbeaux, M. T., [1971 a] *Rana ridibunda perezii* (Duodenum) Pyrénées
- Pleurogenoides orientalis* Kannangara, D. W. W., 1971 c, Srivastava, 1933 *Rana hexadactyla* (small intestine) (Kandana (Western Province), Ceylon)
- Pleurogenoides sphenomorphi* Sullivan, J. J., 1971 a, 34, (Fischthal and Kuntz, 1965) n. comb. Syn.: *Pseudosonsinotrema sphenomorphi* Fischthal and Kuntz, 1965
- Pleurogenoides stromi* Combes, C.; and Gerbeaux, M. T., [1971 a], fig. Travassos, 1930 *Rana ridibunda perezii* (duodenum) Pyrénées
- Pleurogonius carettae* Chattopadhyaya, D. R., 1972 b, n. sp. 99, 110-112, 123, fig. 5 *Caretta caretta* (intestine) Pamban (South India), Gulf of Manar
- Pleurogonius longiusculus* Chattopadhyaya, D. R., 1972 b, Looss, 1901 *Caretta caretta* (intestine) (South India), Gulf of Manar  
*Chelone mydas* "
- Pleurogonius mandapamensis* Chattopadhyaya, D. R., 1972 b, n. sp. 99, 108-110, 123, fig. 4 *Eretmochelys squamosa* (intestine) Mandapam (South India), Gulf of Manar
- Pleurogonius ozakii* Oguro, 1936 *Chelone mydas* (intestine) Chattopadhyaya, D. R., 1972 b Pamban, Mandapam (South India), Gulf of Manar
- Pneumatophilus variabilis* Gibson, J. B.; and Rabalais, F. C., 1973 a (Leidy, 1856) *Matrix s. sipedon* (lungs, trachea) all from Ottawa Co., Ohio  
*Thamnophis s. sirtalis* (trachea)
- Pneumonoeces ozorioi* Suriano, D. M., 1970 a, 233-235, figs. Freitas y Lent 1939 *Leptodactylus ocellatus* (pulmón) República Argentina
- Podocotyle aegyptiaca* Caballero y Caballero, E.; nomen novum and Caballero Rodriguez, G., 1970 a, 266 for: P. serrani Nagaty, H. F.; and Abdel Aal, T. M., 1962, preoccupied
- Podocotyle atomon* Hall, J. R.; and Pratt, I., 1969 a *Clinocottus globiceps* Oregon
- Podocotyle atomon* Issa, G. I.; and Ebaid, N. M., 1969 b *Bagrus bayad* (proximal portion, intestine) Nile River, Egypt
- Podocotyle atomon* Rud. Kotikova, E. A., 1969 a, fig. nervous system morphology, localization of cholinesterases
- Podocotyle atomon* Shotter, R. A., 1973 a age and sex of host, seasonal distribution, comparison of areas near Isle of Man, *Odontogadus merlangus*
- Podocotyle atomon* (Rudolphi, 1802) Threlfall, W.; and Hanek, G., 1971 a *Myoxocephalus quadricornis* (intestine) Labrador
- Podocotyle atomon* (Rudolphi, 1802) Werding, B., 1969 a, 310-311, figs. description, larval stage *Littorina littorea* German Bay, North Sea
- Podocotyle blienicottusi* Hall, J. R.; and Pratt, I., 1969 a *Clinocottus globiceps* Oregon
- Podocotyle boneti* n. sp. Caballero y Caballero, E.; Paralabrax maculato-fasciatus (?intestino) 1970 a, 265, 266, 269-270, pl. 2 waters of Island of Cerralvo, Gulf of California, Baja California, Mexico
- Podocotyle californica* Hall, J. R.; and Pratt, I., 1969 a *Oligocottus snyderi* all from Oregon  
*O. maculosus*
- Podocotyle epinepheli* Machida, M.; Ichihara, A.; Yamaguti, and Kamegai, S., 1970 a *Epinephelus moara* (pyloric caecum) sea north of the Tsushima Islands
- Podocotyle lethrini* Issa, G. I.; and Ebaid, N. M., 1969 b *Anguilla vulgaris* (proximal portion, intestine) Nile River, Egypt
- Podocotyle reflexa* Hall, J. R.; and Pratt, I., 1969 a *Clinocottus globiceps* Oregon
- Podocotyle serrani* Caballero y Caballero, E.; Nagaty, H. F.; and Abdel Aal, T. M., 1962, pre-occupied and Caballero Rodriguez, G., 1970 a renamed: *P. aegyptiaca* nomen novum
- Podocotyle temensis* sp. n. Fischthal, J. H.; and Thomas, J. D., 1970 a, 129, 134-135, figs. 5-6 (small intestine) Tema, Ghana
- Podocotyloides chloroscombrus* sp. n. Fischthal, J. H.; and Thomas, J. D., 1970 a, 129, 135-136, figs. 7-8, 18 *Chloroscombrus chrysurus* (small intestine) Cape Coast, Ghana
- Polyangium longiseminale* Chattopadhyaya, D. R., 1972 a, n. sp. 1, 9-11, 16, fig. 5 *Caretta caretta* (intestine) Pamban (South India), Gulf of Manar
- Polycotylinae* Monticelli, Dubois, G., 1970 a 1888 *Proterodiplostomatidi* Dubois, 1936
- Polymicrocotyle* gen. nov. Lamothe-Argumedo, R., 1967 b, 935, 938, 941 *Microcotylidae*; *Microcotylinae* key tod: *P. manteri* sp. nov.



- Polymicrocotyle manteri sp. nov. (tod) Lutzjanus colorado (branzuias) Lamothe-Argumedo, R., 1967 b, 935,936,937,938,939,940,942, 943-947, figs. 1-6 Puerto Angelillo, Oaxaca, México
- Polynemicola gen. n. Microcotylidae, Microcotylinae includes: Polynemicola subgen. n., Ishiella subgen. n. Unnithan, R. V., 1971 a, 366, 369, 383, 390 tod: P. (P.) bulbovaginata sp. n.
- Polynemicola subgen. n. subgen. of Polynemicola gen. n. Unnithan, R. V., 1971 a, 366, 369, 383-384, 390 tod: Polynemicola (P.) bulbovaginata sp. n.
- Polynemicola (Polynemicola) bulbovaginata gen. et sp. n. (tod) Polynemus indicus (gills) Unnithan, R. V., 1971 a, 366, 378-381, 383, figs. 10-15 Trivandrum, India
- Polynemicola (Ishiella) ichimidae (Ishii & Sawada, 1938) comb. n. (tod of subgen.) Unnithan, R. V., 1971 a, 366, 384, 390
- Polynemicola (Polynemicola) polynemi (MacCallum, 1917) comb. n. Unnithan, R. V., 1971 a, 383
- Polynemicola (Polynemicola) tritestis sp. n. Eleuthronema heptadactylum (gills) Unnithan, R. V., 1971 a, 366, 381-383, figs. 16-20 Trivandrum, India
- Polypisthocotylea Odhner, 1912, suborder Monogenea, key, key to superfamilies Yamaguti, S., 1963 a
- Polyorchis molle (Leidy, 1856) Monticelli, 1896 as syn. of Pleorchis americanus Lithe, 1906 Nahhas, F. M.; and Powell, E. G., 1971 a, 7
- Polystomum alluaudi Beau-champ as syn. of Beauchampia alluaudi (Beauchamp, 1913) n. g., n. comb. Yamaguti, S., 1963 a
- Polystomum appendiculatum of Thaer, 1850, partim--Price (1942) as syn. of Erpocotyle catenulata (Guberlet, 1933) n. comb. Yamaguti, S., 1963 a
- Polystoma dendriticum Ozaki as syn. of Pseudopolystoma dendriticum (Ozaki, 1948) n. gen., n. comb. Yamaguti, S., 1963 a
- Polystoma integerrimum ultrastructure, integument Bresciani J., 1973 a, figs.
- Polystoma integerrimum volume and rhythm of egg laying, temperature, sex of host, number of parasites in the urinary bladder, Rana temporaria Combes, C., 1972 a
- Polystoma integerrimum (Frölich, 1791) Rana temporaria (vessie) Gassmann, M., 1972 a Bonfol, Plain-de-Saigne, La Chaux-des-Breuleux, Bollement, Les Pommerats
- Polystoma xenopi victoriani Vercammen-Grandjean, 1960 as syn. of Protopolystoma xenopi victoriani (V.-G.) n. comb. Yamaguti, S., 1963 a
- Polystomoidella Price, 1939 Yamaguti, S., 1963 a Polystomatidae, Polystomoidinae n. subfam. key
- Polystomoides Ward, 1917 Yamaguti, S., 1963 a Polystomatidae, Polystomoidinae n. subfam. key
- Polystomoides sp. egg-shell precursors of sclerotin, phenols, basic proteins, polyphenol oxidase Fried, B.; and Stromberg, B.E., 1971 a
- Polystomoides coronatum Chelydra serpentina Chrysemys picta Pseudemys scripta Martin, D. R., 1973 a all from southern Illinois
- Polystomoidinae n. subfam. Polystomatidae, key key to genera: includes Neopolystoma Price, 1939; Polystomoidella Price, 1939; Polystomoides Ward, 1917 Yamaguti, S., 1963 a, 287, 294
- Polystomum. See Polystoma.
- Poracanthium Dollfus, 1948 emend. Opeccelidae Fischthal, J. H.; and Thomas, J. D.; 1970 a
- Poracanthium ghanensis sp. n. Galeoides decadactylus (small intestine) Pentanemus quinquarius (small intestine) Caranx hippos (small intestine) Rhinobatus albomaculatus (stomach) Fischthal, J. H.; and Thomas, J. D., 1970 a, 129-131, figs. 1-2, 15-17 all from Ghana
- Poracanthium ghanensis Fischthal and Thomas, 1970 Galeoides decadactylus (small intestine) Fischthal, J. H.; and Williams, M. O., 1971 a Sierra Leone River estuary near Bullom, Sierra Leone
- Postharmostomum sp. Bandicota malabarica (small intestine) Kannangara, D. W. W., 1971 c, fig. Upper Hantane (Central Province), Ceylon
- Postharmostomum gallinum Witenberg, 1923 Gallus gallus domestica Lorenzo Hernández, N.; Buss, V.; and Barus, V., 1969 a Pinar del Rio, Mexico
- Posthodiplostomoides opisthadenicus n. sp. Scopus umbretta (intestin grêle) Dubois, G.; and Beverley-Burton, M., 1971 a, 13-14, figs. 7-8 Mazoe, Salisbury et Kariba, Rhodesia
- Posthodiplostomum brevicaudatum multiple infections, other trematodes Tropidiscus carinatus Dönges, J., 1972 a Federsee, Germany
- Posthodiplostomum brevicaudatum (Nordmann, 1832) in the sense of Sun Chao-hai, 1966 as syn. of P. suni sp. n. Nguyen Thi Le, 1969 a, 170
- Posthodiplostomum brevicaudatum (Nordmann, 1932) Wisniewski, 1958 (eyeball of all) Rutilus rutilus Leuciscus idus oxianus Scardinius erythrophthalmus Carassius auratus gibelio Cyprinus carpio Perca fluviatilis Osmanov, S. O., 1971 a, 189 Uzbekistan, all from

- Posthodiplostomum cuticola Dönges, J., 1972 a  
multiple infections,  
other trematodes  
Tropidiscus carinatus  
Federsee, Germany
- Posthodiplostomum cuticola Lucký, Z., 1970 f, figs.  
pathological changes, fish fry  
Cyprinus carpio all from the river Dyje,  
Carassius carassius Czechoslovakia  
Rutilus rutilus  
Scardinius erythrophthalmus  
Alburnus alburnus  
Blicca bjoerkna  
Abramis brama  
Misgurnus fossilis
- Posthodiplostomum cuticola Mikailov, T. K.; and Pashaev,  
age of host G. A., 1973 a  
Cyprinus carpio Azerbaïdzhan SSR
- Posthodiplostomum cuticola Musselius, V. A., 1969 a  
Ctenopharyngodon idella all from European USSR  
Hypophthalmichthys molitrix  
Aristichthys nobilis
- Posthodiplostomum cuticola Osmanov, S. O., 1971 a, 187,  
(Nordmann, 1832) fig.  
Syn.: Neascus cuticola all from Uzbekistan  
(Nordmann, 1832)  
Acipenser nudiventris  
Pseudoscaphirhynchus kaufmanni  
Rutilus rutilus  
Leuciscus idus oxianus  
Scardinius erythrophthalmus  
Aspius aspius  
Barbus brachycephalus  
Chalcalburnus chalcoides  
Abramis brama  
A. sapa  
Capoetobrama kuschakewitschi  
Pelecus cultratus  
Carassius auratus gibelio  
Cyprinus carpio  
Hypophthalmichthys molitrix  
Silurus glanis  
Perca fluviatilis
- Posthodiplostomum cuticola, Rauckis, E., 1970 a  
metacercaria Lake Dusia, Lithuania  
[Rutilus rutilus] (fins, skin)
- Posthodiplostomum cuticola Tomatik, E.N.; and Esinenko-  
Leucaspis delineatus Marits, N. M., 1968 a  
Gobio gobio all from Moldavian reser-  
Carassius voirs  
Cyprinus carpio  
Abramis brama
- Posthodiplostomum minimum Avault, J. W. (jr.); and  
destruction of snail host Allison, R., 1967 a  
by Lepomis microlophus, reduced infection in L. macro-  
chirus
- Posthodiplostomum minimum Avault, J. W. (jr.); and  
host specificity, only Smitherman, R. O., 1967 a  
fish of family Centrarchidae became infected, and only  
Lepomis macrochirus became substantially infected
- Posthodiplostomum minimum Campbell, R. A., 1972 a  
Agelaius phoeniceus (all exper.)  
Toxostoma rufum  
Chilodonia niger  
Zenaidura macroura
- Posthodiplostomum minimum Harvey, J. S. (jr.); and  
cercaricidal activity of Meade, T. G., 1969 a  
fish serum
- Posthodiplostomum minimum Johnson, L., 1972 a  
largemouth bass all from Little Nemaha River  
minnows  
(liver of all)
- Posthodiplostomum minimum Meade, T. G.; and Bedinger,  
(MacCallum, 1921) Dubois, C. A. (jr.), 1972 a, fig.  
1936 eastern Texas  
Physa sp. (heart, liver, mesenteries)
- Posthodiplostomum minimum Meade, T.G.; and Harvey, J.  
(MacCallum, 1921) S. (jr.), 1969 a  
serum globulin antibody formation, direct effect on host  
fish taxonomic study using serum electrophoresis, in-  
fected versus non-infected fish  
Lepomis macrochirus Texas
- Posthodiplostomum minimum Mondl, M. C.; and Rabalais,  
(MacCallum, 1921) F. C., 1972 a  
Lepomis cyanellus National Wildlife Refuge,  
Ottawa Co., Ohio
- Posthodiplostomum minimum Harley, J. P.; and Keefe,  
centrarchi (MacCallum, 1921) T. L., 1971 a  
Lepomis megalotis all from Lake Wilgreen,  
Lepomis macrochirus Madison County, Kentucky  
Lepomis cyanellus  
Lepomis microlophus
- Posthodiplostomum minimum Hoffman, G. L.; and Hutcheson,  
centrarchi Hoffman, 1958 J. A., 1970 a  
unusual pathogenicity National Fish Hatchery,  
Roccus saxatilis (eye, Edenton, North Carolina  
musculature)
- Posthodiplostomum minimum Fried, B., 1970 a  
minimum Hoffman, 1958  
metacercariae, sexual maturation in domestic chicks,  
excystation, development on chick chorioallantois
- Posthodiplostomum suni Nguyen Thi Le, 1969 a, 168,  
sp. n. 170-171, 172. fig. 3  
Syn.: P. brevicaudatum (Nordmann, 1832) in the sense of  
Sun Chao-bai, 1966 Democratic Republic of Viet-  
Ixbrychus cinnamomeus Nam (Tkhankhoa province)  
(intestine)
- Preptetos chaetodoni sp. n. Madhavi, R., 1972 a, 217,218,  
Chaetodon pictus (in- 219, figs. 1,2  
testine) Waltair Coast, Bay of Ben-  
gal
- Pricea armata Ramalingam, Lebedev, B. I., 1971 a  
1953  
as syn. of P. multae Chauhan, 1945
- Pricea melane Ramalingam, Lebedev, B. I., 1971 a  
1953  
as syn. of P. multae Chauhan, 1945
- Pricea minuta Ramalingam, Lebedev, B. I., 1971 a  
1953  
as syn. of P. multae Chauhan, 1945
- Pricea multae Chauhan, Lebedev, B. I., 1971 a  
1945  
Syn.: P. armata Ramalingam, 1953; P. melane Ram., 1953;  
P. minuta Ram., 1953; P. tetracantha Ram., 1953; P. ro-  
busta Ram., 1953; P. tricanthum Ram., 93
- Pricea multae Ramalingam, K., 1972 a  
o-diphenol oxidase localized in vitelline cells, sub-  
strate specificity, pH, temperature, activators,  
inhibitors

- Pricea robusta* Ramalingam, Lebedev, B. I., 1971 a 1953  
as syn. of *P. multae* Chauhan, 1945
- Pricea tetracantha* Ramalingam, 1953  
as syn. of *P. multae* Chauhan, 1945
- Pricea tr. canthum* Ramalingam, 1953  
as syn. of *P. multae* Chauhan, 1945
- Priceini trib. n. Lebedev, B. I., 1971 a, 66  
Gastrocotylinae type genus: *Pricea* Chauhan, 1945  
includes: *Pricea*
- Pricetrema erignathi* Jurachno sp. n. Turakmo, M. V., 1969 a, 354-356, fig. 1  
*Erignathus barbatus nauticus* (intestine) Bering Sea (region of Iandrakinet)
- Pricetrema zalophi* (Price, 1932) Ciurea, 1933 Dailey, M. D.; and Hill, B.L., 1971 a  
*Zalophus californianus* (small intestine) all from southern and central California coast  
*Eumetopias jubatus* (intestine)
- Pristotrema* Cable, 1952 Bykhovskaia, I. E. (Pavlovskaja); and Mikailov, T. K., 1969 a, 167  
as syn. of *Skrjabinopsolus Ivanov*, 1934
- Pristotrema manteri* Cable, 1952 Bykhovskaia, I. E. (Pavlovskaja); and Mikailov, T. K., 1969 a, 167  
as syn. of *Skrjabinopsolus manteri* (Cable, 1952)
- Proalarioides tropidonotis* Bharathi, J. S., 1969 a, figs. morphology, miracidium  
*Tropidonotus piscator* (intestine)
- Proalarioidinae* Sudarikov, Dubois, G., 1970 a 1960  
*Ophiodiplotomatidi* Dubois, 1936
- Probolocoryphe* Otagaki, 1958 Heard, R. W. III; and Sikora, W. B., 1969 a  
Syns.: *Mecynophallus* Connor, 1957 nom. nud.; *Macrophallus* Otagaki, 1958 (not Mueller, 1922); *Mecynophallus* Cable, Connor, and Balling, 1960
- Probolocoryphe* asadai (Otagaki, 1958) Heard, R. W. III; and Sikora, W. B., 1969 a  
Syn.: *Macrophallus asadai* Otagaki, 1958
- Probolocoryphe glandulosa* (Coil, 1955) comb. n. Heard, R. W. III; and Sikora, W. B., 1969 a, 674  
Syns.: *Maritrema glandulosa* Coil, 1955; *Mecynophallus glandulosus* (Coil, 1955) Cable, Connor, and Balling, 1960
- Rallus longirostris* (small intestine) Dauphin Island, Alabama  
Big Pine Key and Tampa Bay, Florida
- Arenaria interpres morinella* Big Pine Key, Florida
- Procyon lotor* Big Pine Key, Florida
- Probolocoryphe glandulosa* (Coil, 1955) Heard, R. W. III, 1970 a  
*Rallus longirostris* Alabama  
*Uca rapax* Dauphin Island, Alabama
- Probolocoryphe uca* (Sarkisian, 1957) comb. n. Heard, R. W. III; and Sikora, W. B., 1969 a, 674  
Syns.: *Maritrema uca* Sarkisian, 1957; *Mecynophallus uca* (Sarkisian, 1957) Ching, 1963
- Proctoees subtennis* White, I. C., 1972 a  
ecology, population studies north coast, Thames estuary  
*Scribicularia plana* (kidney region)
- Proctophantastes* sp. Machida, M.; Ichihara, A.; and Kamegai, S., 1970 a  
*Priacanthus boops* (intestine) sea north of the Tsushima Islands
- Procyotrema marsupiformis* Harris, A. H.; Harkema, R.; and Miller, G. C., 1970 a, figs.  
life cycle, raccoons, frogs, snails
- Procyotrema marsupiformis* Reid, W.A.; and Harkema, R., 1970 a, figs.  
Harkema and Miller, 1959  
carboxylic esterase activity, histochemical localization
- Prohemistomatidae* (Dubois, 1938) Sudarikov, 1961 Dubois, G., 1970 a  
*Prohemistomatoinea* nov. subsuperfam. includes: *Prohemistomatinae* Lutz, 1935; *Prosostephaninae* Szidat, 1936; *Szidatinae* Dubois, 1938
- Prohemistomatinae* Lutz, 1935 Dubois, G., 1970 a  
*Prohemistomatidae* (Dubois, 1938) Sudarikov, 1961
- Prohemistomatoinea* nov. subsuperfam. Dubois, G., 1970 a, 669  
*Cyathocotyloidea* (Dubois, 1936) Nicoll, 1937 includes: *Prohemistomatidae* (Dubois, 1938) Sudarikov, 1961; *Brauninidae* Bosma, 1931
- Prohemistomum* sp. Odhner, 1913 Fahmy, M. A. M.; Rifaat, M. A.; and Arafat, M. S., 1969 a  
*Rattus norvegicus* Egypt
- Prohemistomum babai* n. sp. Nasir, P.; and Diaz, M. T., 1971 b, 233, 238, 239, 246, fig. 4  
Caiman crocodilus (intestine) Laguna da Campoma, Sucre State, Venezuela
- Prohemistomum indicum* (Mehra, 1947) Dubois 1951 Dubois, G., 1969 a, 550  
Syn.: *Mesostephanus neophroni* Baugh, 1958
- Prolecitha beloni* Nagaty and Abdel Aal, 1962 Manter, H. W., 1969 b  
as syn. of *Dichadena obesa* (Manter, 1961) n. comb.
- Prolecitha obesa* Manter, 1961 Manter, H. W., 1969 b  
as syn. of *Dichadena obesa* (Manter, 1961) n. comb.
- Pronocephalus mehrai* n. sp. Chattopadhyaya, D. R., 1972 b, 99, 100-102, 123, fig. 1  
*Caretta caretta* (intestine) Pamban (South India), Gulf of Manar
- Prosogonotrema pritchardae* n. sp. Hafeezullah, M., 1971 b, 73-75, 77, 87, figs. 1-2  
*Gastrophysus spadicus* (oesophagus) all from Karwar, Arabian Sea  
*Pristipomoides argyrogrammicus* (intestine)
- Prosmicrocotyla Yamaguti*, 1958 Yamaguti, S., 1963 a  
*Microcotylidae*, *Prosmicrocotylinae* n. subfam.
- Prosmicrocotylinae* n. subf. Yamaguti, S., 1963 a, 238, *Microcotylidae* 251  
includes: *Prosmicrocotyla Yamaguti*, 1958

- Proscorchis hexavittellatus* sp. n. Bilqees, F. M., 1971 b, 258-259, 260, fig. 2A-B  
*Stromateus sinensis* (intestine) Karachi coast
- Proscorchis stromatei* sp. n. Bilqees, F. M., 1971 b, 258, 259, 260, fig. 1A-B  
*Stromateus sinensis* (intestine) Karachi coast
- Prosohynchus* sp. Parukhin, A. M., 1973 a  
 age of host, degree of infection Indian Ocean  
*Nemipterus japonicus*
- Prosostephaninae* Szidat, 1936 Dubois, G., 1970 a  
*Prohemistomatidae* (Dubois, 1938) Sudarikov, 1961
- Prosotocus fuelleborni* Combes, C.; and Gerbeaux, M. T., [1971 a], fig.  
*Rana ridibunda perezii* du d. m. Pyrénées
- Prosthodendrium* (P.) sp. Andreiko, A. F.; and Skvortsov, V. G., 1968 a  
*Vespertilio serotinus* Moldavia
- Prosthodendrium* sp. Blankespoor, H. D.; and Ulmer, M. J., 1971 a  
*Eptesicus fuscus* (intestine) all from Iowa  
*Lasiurus borealis* "
- Prosthodendrium* sp. hemoglobin studies Cain, G. D., 1969 a
- Prosthodendrium* sp. D. M. U. 1913 Fahmy, M. A. M.; Rifaat, M. A.; and Arafa, M. S., 1969 a  
*Rattus norvegicus* Egypt
- Prosthodendrium* sp., immature Kocan, A. A.; and Kocan, R. M., 1972 a, fig.  
*Aythya affinis* (kidneys) Chesapeake Bay, south of Annapolis
- Prosthodendrium* (P.) ascidia (Van Beneden, 1873) Andreiko, A. F.; and Skvortsov, V. G., 1968 a  
*Rhinolophus hipposideros* all from Moldavia  
*Myotis daubentoni*  
*M. mystacinus*  
*M. nattereri*  
*M. blythi*  
*Vespertilio serotinus*
- Prosthodendrium* (P.) carolinum Hurková, 1959 Andreiko, A. F.; and Skvortsov, V. G., 1968 a  
*Vespertilio serotinus* all from Moldavia  
*Myotis mystacinus*
- Prosthodendrium* (P.) chilostomum Mehlis, 1831 Andreiko, A. F.; and Skvortsov, V. G., 1968 a  
*Rhinolophus hipposideros* all from Moldavia  
*R. ferrumequinum*  
*Myotis daubentoni*  
*M. dasycneme*  
*M. myotis*  
*M. mystacinus*  
*M. blythi*  
*M. bechsteini*  
*Plecotus auritus*  
*Nyctalus leisleri*  
*N. noctula*  
*Vespertilio serotinus*
- Prosthodendrium chilostomum* (Mehlis, 1831) Combes, C.; and Clerc, B., 1970 a, fig.  
*Miniopterus schreibersi* Pyrénées-Orientales
- Prosthodendrium chilostomum* (Mehlis, 1831) Merkusheva, I. V., 1971 a  
 all from Belorussia  
*Nyctalus noctula* (intestine)  
*Vespertilio pipistrellus* (intestine)
- Prosthodendrium glandulosum* (Looss, 1896) Dollfus, 1931 Kannangara, D. W. W., 1971 c, fig.  
*Canis familiaris* (small intestine) Colombo (Western Province), Ceylon
- Prosthodendrium* (P.) hurkovi Dubois, 1960 Andreiko, A. F.; and Skvortsov, V. G., 1968 a  
*Myotis daubentoni* Moldavia
- Prosthodendrium* (P.) longiforme (Bhalerao, 1926) Andreiko, A. F.; and Skvortsov, V. G., 1968 a  
*Myotis daubentoni* all from Moldavia  
*M. dasycneme*  
*M. mystacinus*  
*M. blythi*  
*Plecotus auritus*  
*Vespertilio serotinus*
- Prosthodendrium molenkampii* human Manning, G. S.; and Lertprasert, P., 1971 a  
*Rattus rattus* all from Thailand  
*Scotophilus kuhlii*  
*Taphozous melanopogon*
- Prosthodendrium naviculum* Lang, B. Z.; and Dronen, N. O., 1972 b  
*Mustela vison* Michigan
- Prosthodendrium nokomis* Blankespoor, H. D.; and Macy, 1937 Ulmer, M. J., 1971 a  
*Lasiurus borealis* (intestine) Iowa
- Prosthodendrium parvouterus* (Bhalerao, 1926) Combes, C.; and Clerc, B., 1970 a, fig.  
*Miniopterus schreibersi* Pyrénées-Orientales
- Prosthodendrium swansoni* Macy, 1936 Blankespoor, H. D.; and Ulmer, M. J., 1971 a  
*Eptesicus fuscus* (intestine) all from Iowa  
*Lasiurus borealis* "  
*Myotis lucifugus* "
- Prosthodendrium* (P.) swansoni Macy, 1936 Webster, W. A., 1971 b  
*Tadarida brasiliensis* Jamaica
- Prosthogonimus* sp. Amnicola lustrica Esch, G. W., 1971 a  
 Gull Lake, Michigan
- Prosthogonimus* sp. Ardeola grayi (cloaca) Kannangara, D. W. W., 1971 c, fig.  
 Nugegoda (Western Province), Ceylon
- Prosthogonimus* sp. variations, aminotransferase activity and total free amino acid level, body fluid, *Lymnaea luteola* Manohar, L.; Rao, P. V.; and Swami, K. S., 1972 a
- Prosthogonimus* sp. Bubulcus ibis Whittaker, F. H.; Schmidt, G. D.; and Garcia Diaz, J., 1971 a  
 Puerto Rico
- Prosthogonimus cuneatus* (Rudolphi, 1909) Borgarenko, L. F., 1970 a  
 all from Tadzhikistan  
*Fulica atra*  
*Porzana porzana* (bursa of Fabricius of all)

- Prosthogonimus* (*Macrogonotrema*) *cuneatus* (Rud., 1809) Braun, 1901  
*Gallus gallus domesticus* (oviduct) Gupta, N. K.; and Mehrotra, V., 1971 g, fig. Chandigarh, India
- Prosthogonimus cuneatus* (Rudolphi, 1809)  
*Anser anser domestica* (bursa fabricii) Richter, S.; Vrašić, O.; and Aleraj, Z., 1953 a, 203 Yugoslavia
- Prosthogonimus furcifer* prevalence chickens Eslami, A. H.; and Anwar, M., 1973 a Iran
- Prosthogonimus ovatus Calidris alpina* Belopol'skaia, M. M., 1969 a Baltic Sea
- Prosthogonimus ovatus* alkaline and acid phosphatase, bursa fabricii, white leghorn pullets Chaudhry, R. K.; and Ahluwalia, S. S., 1973 a
- Prosthogonimus ovatus Alocinma orcula* Chaudhry, R. K.; Bhargava, D. N.; and Ahluwalia, S. S., 1973 a, pl., figs. Mathura, India
- Prosthogonimus ovatus* (Rudolphi, 1803)  
*Rallus longirostris* (bursa fabricii, oviducts) Heard, R. W. III, 1970 a Georgia; South Carolina; North Carolina; Virginia; Maryland; New Jersey
- Prosthogonimus ovatus* experimental development, guinea fowls Nath, D., 1973 a, figs. common quails, grey partridges,
- Prosthogonimus ovatus* histopathology pullets (exper.)  
*Brachythemis contaminata*  
*Orthetrum sabina*  
*Pantala flavescens*  
*Trithemis pallidinervis* Singh, P. P.; and Pande, B. P., 1971 a, figs. all from Bad, Ganeshra, Raya; nearby localities
- Proterodiplostomatidae* Dubois, G., 1970 a  
1936  
*Diplostomatoinea* Dubois, 1964  
includes: *Proterodiplostomatidi* Dubois, 1936; *Ophiidiplostomatidi* Dubois, 1936
- Proterodiplostomatidi* Dubois, G., 1970 a  
1936  
*Proterodiplostomatidae* Dubois, 1936  
includes: *Proterodiplostomatinae* Dubois, 1936; *Polycotylinae* Monticelli, 1888
- Proterodiplostomatinae* Dubois, G., 1970 a  
1936  
*Proterodiplostomatidi* Dubois, 1936  
includes: *Proterodiplostomatini* Dubois, 1951; *Massoprostatini* Dubois, 1951
- Proterodiplostomatini* Dubois, G., 1970 a  
1951  
*Proterodiplostomatinae* Dubois, 1936
- Proterodiplostomum longum*  
*Caiman crocodilus* (intestine) Nasir, P.; and Díaz, M. T., 1971 b Laguna de Campoma, Sucre State; Laguna la Encantada, Anzoategui State; Venezuela
- Proterometra dickermani* Anderson, 1962  
*Goniobasis livescens* Spence, J. A.; and Peters, L. E., 1971 a Au Train River, Alger c un-  
t. Michigan
- Proterometra sagittaria*  
*Goniobasis livescens* Anderson, M. G.; and Anderson, F. M., 1969 a Sandusky River, Fremont, Ohio
- Proterometra sagittaria* progenesis Anderson, M. G.; and Anderson, F. M., 1969 b
- Protogyrodactylidae* Johnston and Tiegs, 1922  
"this family...is not warranted" Price, C. E.; and Pike, T., 1969 a
- Protogyrodactylidae*  
*Dactylogyroidea*, key Yamaguti, S., 1963 a, 22
- Protogyrodactylus* Johnston and Tiegs, 1922, emend.  
*Dactylogyridae*, *Ancyrocephalinae*  
Syn.: *Trivitellina* Price, C. E.; and Pike, T., 1969 a
- Protogyrodactylus johnsonetti* sp. n.  
*Terapon jarbua* Price, C. E.; and Pike, T., 1969 a, 260-263, 264, figs. 1-9 Lake Nhlange, Kosi Bay Lake System, Natal, Republic of South Africa
- Protopolystoma xenopi victoriani* (Vercammen-Grandjean, 1960) n. comb.  
Syn.: *Polystoma xenopi victoriani* V.-C. Yamaguti, S., 1963 a
- Psettariinae* Yamaguti, 1958  
*Sanguinicolidae*  
includes: *Psettarium*, *Orchispirium*, *Psettarioides* Lebedev, B. I.; and Parukhin, A. M., 1972 a
- Psettarioides* Lebedev et Parukhin, gen. nov.  
*Sanguinicolidae*, *Psettariinae* Lebedev, B. I.; and Parukhin, A. M., 1972 a, 7-8, 13-14  
tod: *P. rachycentri* sp. n.
- Psettarioides grandis* (Lebedev et Mamaev, 1968) comb. nov.  
Syn.: *Cardicola grandis* Leb. et M., 1968 Lebedev, B. I.; and Parukhin, A. M., 1972 a, 8, 11
- Psettarioides pseudupenei* sp. nov.  
*Pseudupeneus indicus* (intestine, stomach) Lebedev, B. I.; and Parukhin, A. M., 1972 a, 7, 8, 9-11, fig. 2A-B Gulf of Mannar, Indian Ocean
- Psettarioides rachycentri* gen. nov., sp. nov. (tod)  
*Rachycentron canadum* (kidney) Lebedev, B. I.; and Parukhin, A. M., 1972 a, 7, 8-9, 11, fig. 1A-E Gulf of Mannar, Indian Ocean
- Psettarioides tropicum* (Manter, 1940) comb. nov.  
Syn.: *Psettarium tropicum* Manter 1940; *Cardicola tropica* (Manter, 1940) Lebedev, B. I.; and Parukhin, A. M., 1972 a, 8, 11
- Psettarium sebastodorum* sp. n.  
(heart of all)  
*Sebastodes caurinus*  
*S. aurora*  
*S. crameri*  
*S. diploproa*  
*S. flavidus*  
*S. helvomaculatus*  
*S. maliger*  
*S. melanops*  
*S. nigrocinctus*  
*S. pinniger*  
*S. zacentrus* Holmes, J. C., 1971 b, 209, 212, 213-214, figs. 4-5 all from coastal waters of State of Washington and Province of British Columbia

- Psettarium tropicum* Holmes, J. C., 1971 b  
Manter, 1940  
reproductive system redescribed
- Psettarium tropicum* Man-ter 1940  
Lebedev, B. I.; and Paruchin, A. M., 1972 a, 11  
as syn. of *Psettarioides tropicum* (Manter, 1940) comb. n.
- Pseudacanthocotyla* n. gen. Yamaguti, S., 1963 a, 112  
Acanthocotylidae, Pseudo-  
acanthocotylinae tod: *P. williamsi* (Price, 1938) n. comb.
- Pseudacanthocotyla bran-* Yamaguti, S., 1963 a  
*chialis* (Willem, 1906) n. comb.
- Pseudacanthocotyla monti-* Yamaguti, S., 1963 a  
*celli* (Scott, 1902) n. comb.
- Pseudacanthocotyla pacifica* Yamaguti, S., 1963 a, fig.  
(Bonham et Guberlet, 1938) n. comb.
- Pseudacanthocotyla verrilli* Yamaguti, S., 1963 a, fig.  
(Goto, 1899) n. comb.  
Syn.: *Acanthocotyle verrilli* Goto
- Pseudacanthocotyla william-* Yamaguti, S., 1963 a, 112,  
*si* (Price, 1938) n. gen., 538, 539, fig. 491  
n. comb. (tod) Aleutian Islands  
Syn.: *Acanthocotyle williamsi* Price  
+ skate (skin)
- Pseudacanthocotylinae* Yamaguti, S., 1963 a, 109,  
n. subfam. 112  
Acanthocotylidae, key  
includes: *Pseudacanthocotyla* n. gen.
- Pseudacolpenteron* Bychowsky Yamaguti, S., 1963 a  
et Gussev, 1955  
as syn. of *Acolpenteron Fischthal et Allison, 1940*
- Pseudacolpenteron pavlovskii* Dechtjar, A. O., 1971 b  
Bychowsky and Gussev, 1955 Western Canada  
*Cyprinus carpio* (body and fins)
- Pseudacolpenteron pavlov-* Osmanov, S. O., 1971 a, 110,  
*skaa* Bychowsky et Gussev, 1955  
fig.  
all from Uzbekistan  
*Cyprinus carpio*  
*Otenopharyngodon idella*  
*Leuciscus idus oxianus*  
*Varicorhinus capoëta heratensis* n. steindachneri  
*Barbus brachycephalus*  
*B. capito conocephalus*
- Pseudancylodiscoides* n. gen. Yamaguti, S., 1963 a, 46,  
77-78  
Dactylogyridae, tod: *P. gigi* (Yamaguti, 1942) n. comb.  
Ancyrocephalinae, key
- Pseudancylodiscoides gigi* Yamaguti, S., 1963 a, 78,  
(Yamaguti, 1942) n. gen., 410, 411, pl. 14, fig. 125  
n. comb. (tod)  
Syn.: *Ancylodiscoides gigi* Yamaguti  
+ *Pelteobagrus undiceps* near Kyoto, Japan
- Pseudaxine* Parona & Perugia Dillon, W. A.; and Hargis, W.  
1890, emended J. (jr.), 1965 b  
Gastrocotylinae
- Pseudaxine bivaginalis* Dillon, W. A.; and Hargis, W.  
n. sp. J. (jr.), 1965 b, 251, 276,  
*Trachurus novae-zelandiae* 277-278, pl. VII, figs. 47-52  
(gills) Cape Campbell, Marlborough  
Province, South Island, New  
Zealand
- Pseudaxinoides* Lebedev, Lebedev, B. I., 1971 a  
1968  
Gastrocotylini trib. n.
- Pseudaxinoides australis* Lebedev, B. I., 1971 a  
Lebedev, 1968
- Pseudaxinoides vietnamensis* Lebedev, B. I., 1971 a  
Lebedev, Paruchin et Roitman (in lit.) [nomen nudum]
- Pseudobenedenia noblei* Yamaguti, S., 1963 a, fig.  
(Menzies, 1946) n. comb.  
Syn.: *Benedenia noblei* Menzies
- Pseudobilharziella burnet-* Farley, J., 1971 a  
*ti* Brackett, 1942  
as syn. of *Trichobilharzia burnetti* (Brackett, 1942)  
McMullen et Beaver, 1945
- Pseudobilharziella corvi* Farley, J., 1971 a  
Yamaguti, 1941  
as syn. of *Trichobilharzia corvi* (Yamaguti, 1941) McMullen and Beaver, 1945
- Pseudobilharziella fili-* Farley, J., 1971 a  
*formis* Szidat, 1938  
as syn. of *Trichobilharzia filiformis* (Szidat, 1938)  
McMullen and Beaver, 1945
- Pseudobilharziella hori-* Farley, J., 1971 a  
*conensis* Brackett, 1942  
as syn. of *Trichobilharzia horiconensis* (Brackett, 1942) McMullen and Beaver 1945
- Pseudobilharziella kegon-* Farley, J., 1971 a  
*ensis* Brackett, 1942  
as syn. of *Trichobilharzia kegonsensis* (Brackett, 1942)  
McMullen and Beaver, 1945
- Pseudobilharziella kowa-* Farley, J., 1971 a  
*lewski* Ejsmont, 1929  
as syn. of *Trichobilharzia kowalewski* (Ejsmont, 1929)  
McMullen and Beaver, 1945
- Pseudobilharziella lit-* Farley, J., 1971 a  
*tlebi* Byrd, 1956  
as syn. of *Trichobilharzia littlebi* (Byrd, 1956)
- Pseudobilharziella quer-* Farley, J., 1971 a  
*quedulae* McLeod, 1937  
as syn. of *Trichobilharzia querquedulae* (McLeod, 1937;  
McLeod and Little, 1942) McMullen and Beaver, 1945
- Pseudobilharziella tati- Borgarenko, L. F., 1970 a*  
*anae* Spasskaja, 1953 Tadjikistan  
*Rallus aquaticus* (blood vessels of kidney)
- Pseudobilharziella yoko-* Farley, J., 1971 a  
*gawai* McLeod (1940)  
as syn. of *Bilharziella yokogawai* Oiso, 1927
- Pseudocalceostoma* n. gen. Yamaguti, S., 1963 a, 89, 93-  
94  
Calceostomatidae, key  
tod: *P. scisense* (Yamaguti, 1940) n. comb.
- Pseudocalceostoma sciaenae* Yamaguti, S., 1963 a,  
(Yamaguti, 1940) n. gen., 94, 99, 95, pl. 6, fig. 61  
n. comb. (tod)  
Syn.: *Calceostoma sciaenae* Yamaguti  
+ *Sciaena schlegeli* Japan (Pacific coast)
- Pseudocreadium* sp. Machida, M.; Ichihara, A.;  
*Navadon modestus* (in- and Kamegai, S., 1970 a  
testine) sea north of the Tsushima  
Islands

- Pseudocreadium indicum* sp. n. Madhavi, R., 1972 a, 217, 222, 223, fig. 7  
*Monacanthus choirocephalus* (intestine) Waltair Coast, Bay of Bengal
- Pseudocreadium ovale* Yamaguti Machida, M.; Ichihara, A.; and Kamegai, S., 1970 a  
*Parapristipoma trilineatum* (pyloric caecum & intestine) sea north of the Tsushima Islands
- Pseudodactylocotyla* n. gen. Yamaguti, S., 1963 a, 174  
*Dactylocotylidae*, *Pseudodactylocotylinae* n. subfam. et Perugia, 1889) n. comb.  
 Syn.: *Octobothrium* Leuckart, 1827, partim
- Pseudodactylocotyla palmata* (Leuckart, 1830) n. comb. Yamaguti, S., 1963 a  
 Syn.: *Octobothrium digitatum* Rathke, 1843; *Octodactylus inhaerens* Dalyell, 1853; *Dactylocotyle molvae* Cerfontaine, 1895; *Pterocotyla morrhuae* v. Bened. et Hesse, 1863
- Pseudodactylocotyla phycidis* (Parona et Perugia, 1889) n. gen., n. comb. (tod) Yamaguti, S., 1963 a, 174, 466, 467, pl. 42, fig. 297  
 Syn.: *Dactylocotyle phycidis* Parona et Perugia; *Octobothrium phycidis* (Par. et Per.) Braum, 1890
- Pseudodactylocotylinae* n. subfam. Yamaguti, S., 1963 a, 173, 174  
*Dactylocotylidae*, key includes: *Pseudodactylocotyla* n. gen.
- Pseudodidiclidophora* Yam., 1965 Lebedev, B. I., 1971 a  
*Pseudodidiclidophorini* trib. n. Syn.: *Allospseudodidiclidophora* Yam., 1965
- Pseudodidiclidophora opelu* (Yam., 1965) Lebedev, B. I., 1971 a  
 Syn.: *Allospseudodidiclidophora opelu* Yam., 1965
- Pseudodidiclidophorini* trib. n. Lebedev, B. I., 1971 a, 66  
 type genus: *Pseudodidiclidophora* Yam., 1965  
*Gastrocotylinae* includes: *Pseudodidiclidophora*
- Pseudodiplodiscoides* gen. nov. Murty, A. S., 1970 a, 312, 316  
*Diplodiscidae*, *Diplodiscinae* tod: *P. pilai* sp. n.
- Pseudodiplodiscoides pilai* sp. n. (tod) Murty, A. S., 1970 a, 312-316, fig. 1-2  
*Pila globosa* (intestine) Kolleru Lake (Andhra Pradesh, India)
- Pseudodiplorchis* n. gen. Yamaguti, S., 1963 a, 290, 291  
*Polystomatidae*, *Beauchampiinae*, key tod: *P. americanus* (Rodgers et Kuntz, 1940) n. comb.
- Pseudodiplorchis americanus* (Rodgers et Kuntz, 1940) n. gen., n. comb. (tod) Yamaguti, S., 1963 a, 291, 522, 523, pl. 70, fig. 448  
 Syn.: *Diplorchis americanus* R. et K. + *Scaphiopus couchii* Oklahoma
- Pseudodiscus zibethicus* (small intestine) Harley, J. P., 1972 c  
 Madison County, Kentucky
- Pseudoentobdella* n. gen. Yamaguti, S., 1963 a, 121, 130  
*Capsalidae*, *Benedeniinae* key tod: *P. pacifica* (Guberlet, 1936) n. comb.
- Pseudoentobdella pacifica* (Guberlet, 1936) n. gen., n. comb. (tod) Yamaguti, S., 1963 a, 130, 448, 449, pl. 33, fig. 249  
 Syn.: *Epiibdella pacifica* Guberlet; *Benedenia pacifica* (Guberlet) Price, 1939  
 + *Myliobatus californicus* California
- Pseudoentobdella pugetensis* (Robinson, 1961) n. comb. Yamaguti, S., 1963 a  
 Syn.: *Entobdella pugetensis* Robinson
- Pseudohaliotrema mugilinus* Hargis, 1955 Paperna, I., 1972 a  
 as syn. of *Haliotrema vanbenedeni* (Parona et Perugia 1890), Young 1968
- Pseudohaliotrema mugilinus* Hargis Yamaguti, S., 1963 a  
 as syn. of *Haliotrema mugilinus* (Hargis, 1955) n. comb.
- Pseudohaliotrematoides* (Yamaguti, 1953) status emend. Yamaguti, S., 1963 a, 79  
 diagnosis, *Dactylogyridae*, *Ancyrocephalinae* Syn.: *Parancylo-discoides* Caballero et Bravo Hollis, 1960
- Pseudohaliotrematoides chaetopteri* [i.e. chaetodipteri] (Caballero et Bravo, 1960) n. comb. Yamaguti, W., 1963 a  
 Syn.: *Parancylo-discoides chaetopteri* [i.c. chaetodipteri] Caballero et Bravo, 1960
- Pseudohaliotrematoides fusiforme* (Yamaguti, 1953) [n. comb.] Yamaguti, S., 1963 a  
 Syn.: *Haliotrema* (*Pseudohaliotrematoides*) *fusiforme* Yamaguti
- Pseudoheterolebes* Gupta, 1968 Hafeezullah, M., 1971 b  
 1968 preoccupied renamed *Alloheterolebes*
- Pseudoheterolebes indicus* Hafeezullah, M., 1971 b  
 as syn. of *Alloheterolebes indicus* (Gupta, 1968) n. comb.
- Pseudolaterotrema cincli* (Yamaguti, 1939) n. comb. Oshmarin, P. G., 1968 a, 122
- Pseudolepidapedon paralichthydis* Machida, M.; Ichihara, A.; and Kamegai, S., 1970 a  
*Paralichthys olivaceus* (pyloric caecum) sea north of the Tsushima Islands
- Pseudoleucochloridium rotundus* (Pavlovskaja-Pavlovskaja et Kulakova sp. n.) Bykhovskaia, I. E. (Pavlovskaja); Vysotskaia, S. O.; and Kulakova, A. P., 1970 a, 25, 29-30, 33, fig. 3A-B  
*Sorex araneus* (intestine) Transcarpathian region (Ukraine), Tisचेvsk region
- Pseudomazocraeoides ontariensis* n. sp. Hanek, G.; and Fernando, C. H., 1971 b, 573-575, fig. 2  
*Dorosoma cepedianum* (gills) Bay of Quinte, Ontario (2 mi. from Glenora Fisheries Res. Sta.)
- Pseudomegalocotyla* n. gen. Yamaguti, S., 1963 a, 134, 137  
*Capsalidae*, *Trochopodinae* key tod: *P. latridis* (Robinson, 1961) n. comb.
- Pseudomegalocotyla latridis* (Robinson, 1961) n. gen., n. comb. (tod) Yamaguti, S., 1963 a, 138, 628, 629, pl. 123, fig. 841  
 Syn.: *Megalocotyle latridis* Robinson  
 + *Latris lineata* New Zealand

- Pseudomerizocotyle* Kay, Yamaguti, S., 1963 a  
1942  
as syn. of *Thaumatocotyle* Scott, 1904
- Pseudomicrobothrium* Yamaguti, S., 1963 a  
guti, 1958  
Microbothriidae, Anoplocotylineae n. subfam.
- Pseudomicrocotyle* Sandars, Yamaguti, S., 1963 a  
1947  
Gastrocotylidae, Gotocotylineae n. subfam., key  
type: *P. elagatis* (Meserve, 1938) n. comb.
- Pseudomicrocotyle elagatis* Yamaguti, S., 1963 a, fig.  
(Meserve, 1938) n. comb. (type)  
Syn.: *Gotocotyla elagatis* Meserve; *P. elagatis* Sandars,  
1947
- Pseudomicrocotyle elagatis* Yamaguti, S., 1963 a  
Sandars, 1947  
as syn. of *P. elagatis* (Meserve, 1938) n. comb.
- Pseudomicrocotyle meservei* Yamaguti, S., 1963 a, fig.  
(Yamaguti, 1953) n. comb.  
Syn.: *Gotocotyla meservei* Yamaguti
- Pseudomurraytrema* Yamaguti, Yamaguti, S., 1963 a, 54  
1958, preoccupied  
as syn. of *Allomurraytrema* n. gen.
- Pseudomurraytrema alabarrum* Rogers, 1966  
Chien, S. M., 1969 a, 739  
Syn.: *P. muelleri* Price, 1967
- Pseudomurraytrema coosense* Rogers, W. A., 1969 b, 321,  
n. sp. 322, fig. 1  
*Moxostoma duquesni* (gills) Coosawattie River, Gilmer  
County, Georgia; Hillabee  
Creek, Clay County, Alabama
- Pseudomurraytrema copulatum* Kritsky, D. C.; and Hathaway,  
Hypentelium nigricans R. P., 1969 a, figs.  
(gills) Champaign Co., Vermilion  
Co., Illinois
- Pseudomurraytrema etowanum* Chien, S. M., 1969 a  
Hypentelium nigricans Rock Creek, Fannin County,  
(gills) Georgia
- Pseudomurraytrema etowanum* Kritsky, D. C.; and Hathaway,  
Hypentelium nigricans R. P., 1969 a  
(gills) Vermilion Co., Illinois
- Pseudomurraytrema fluvialis* Rogers, W. A., 1969 b, 321-  
n. sp. 323, fig. 2  
*Moxostoma carinatum* (gills) Alabama: Cahaba River, Perry  
Co.; Tallapoosa River,  
Elmore Co.; Tombigbee River,  
Sumter Co.
- Pseudomurraytrema muelleri* Chien, S. M., 1969 a, 739  
Price, 1967  
as syn. of *P. alabarrum* Rogers, 1966
- Pseudomurraytrema paradoxum* Kritsky, D. C.; and Hathaway,  
n. sp. R. P., 1969 a, 143, 147-148,  
Hypentelium nigricans figs. 22-33  
(gills) Sangamon River near Lake  
of the Woods, Mahomet,  
Champaign Co., and Little  
Vermilion River near Sidell,  
Vermilion Co., Illinois
- Pseudomurraytrema rogersi* Chien, S. M., 1969 a, 737-739,  
n. sp. figs. 1-13  
*Hypentelium nigricans* Rock Creek, near Chattahoo-  
chee Forest National Fish  
Hatchery, Fannin County,  
Georgia
- Pseudomurraytrema spari* Yamaguti, S., 1963 a  
Yamaguti  
as syn. of *Allomurraytrema spari* (Yamaguti, 1957)  
n. gen., n. comb.
- Pseudopecoeloides* sp. Gupta, N. K.; and Sehgal, S.  
Epinephelus merra (in- K., 1971 b  
testine) West coast of India--Bombay
- Pseudopecoelus* sp. Machida, M.; Ichihara, A.;  
Percanthias japonicus and Kamegai, S., 1970 a  
(intestine) sea north of the Tsushima  
Islands
- Pseudopecoelus ghanensis* Fischthal, J. H.; and Thomas,  
sp. n. J. D., 1970 a, 129, 133-134,  
Cynoscion macrognathus figs. 3-4  
(small intestine) Tema, Cape Coast; Ghana
- Pseudopecoelus tortugae* Fischthal, J. H.; and Thomas,  
von Wicklen, 1946 J. D., 1970 a  
Syn.: *Cymbephallus fimbriatus* of Manter, 1934, *neq*  
Linton, 1934 all from Cape Coast, Ghana  
*Trichiurus lepturus* (pyloric ceca)  
*Larimus peli*
- Pseudopolystoma* n. gen. Yamaguti, S., 1963 a, 298  
Polystomatidae, Pseudo-  
polystomatinae n. subfam. tod: *P. dendriticum* (Ozaki,  
1948) n. comb.
- Pseudopolystoma dendriti-* Yamaguti, S., 1963 a, 298,  
cum (Ozaki, 1948) n. gen., 520, 521, pl. 69, fig. 441  
n. comb. (tod) Shikoku, Japan  
Syn.: *Polystoma dendriticum* Ozaki  
+ *Onychodactylus japonicus*
- Pseudopolystomatinae* Yamaguti, S., 1963 a, 287,  
n. subfam. 298  
Polystomatidae, key  
includes: *Pseudopolystoma* n. gen.
- Pseudosonsinotrema Dollfus*, Christian, F.A., 1971 a  
1951  
generic diagnosis extended
- Pseudosonsinotrema cates-* Christian, F.A., 1971 a, 37-  
beiana sp. n. 38, 39, fig. 1  
*Rana catesbeiana* (duo-  
denum) McKenzie, Tennessee
- Pseudosonsinotrema echino-* Sullivan, J. J., 1971 a, 34,  
phallus sp. n. 35-36, figs. 1, 2  
*Rana pipiens* (small in-  
testine) Turrialba, Cartago Province,  
Costa Rica
- Pseudosonsinotrema sphenomorphi* Fischthal and Kuntz,  
1965  
as syn. of *Pleurogenoides sphenomorphi* (Fischthal and  
Kuntz, 1965) n. comb.
- Pseudospelotrema charadrii* Sinclair, N. R., 1971 a, 980  
Cable et al., 1960  
as syn. of *Odhneria odhneri* Travassos, 1921
- Pseudospelotrema macro-* Oshmarin, P. G.; Alekseev,  
vesicula Chen, 1957 V. M.; and Smetanina, Z. B.,  
as syn. of *Basantisia* 1969 a, 244, 248  
*ramai* Pande, 1938
- Pseudospelotrema raminel-* Sinclair, N. R., 1971 a, 980  
lae (Dery, 1958) Ching, 1963  
as syn. of *Odhneria odhneri* Travassos, 1921
- Pseudospelotrematoides cin-* Oshmarin, P. G., 1968 a  
cli Yamaguti, 1939
- Pseudostomachicola* Skrjet- Verma, S. L., 1973 a  
jusch, 1954  
as syn. of *Stomachicola* Yamaguti, 1934



- Pseudotagia* n. gen. Yamaguti, S., 1963 a, 206,  
Macrovalvitrematidae 208-209  
n. fam., key tod: *P. cupida* (Hargis,  
1956) n. comb.
- Pseudotagia cupida* (Hargis, Yamaguti, S., 1963 a, 209  
1956) n. gen., n. comb. 482, 483, fig. 334a-c  
(tod) Florida  
Syn.: *Tagia cupida* Hargis  
+*Orthopristis chrysopterus* (gills)
- Pseudotagia cupida* (Har- Kingston, N.; Dillon, W. A.;  
gis, 1955) Yamaguti, 1963 and Hargis, W. J. (jr.),  
*Orthopristis chrysopterus* 1969 a  
Chesapeake Bay area
- Pseudotagia cupida* (Hargis, Suydam, E. L., 1971 a  
1956) Yamaguti, 1963 Beaufort-Cape Hatteras area,  
*Orthopristis chrysopterus* North Carolina  
(gills)
- Pseudothoracocotyla* n. gen. Yamaguti, S., 1963 a, 282, 283  
Gastrocotylidae, Thoraco- tod: *P. ovalis* (Tripathi,  
cotylinae, key 1956) n. comb.
- Pseudothoracocotyla ovalis* Yamaguti, S., 1963 a, 283,  
n. gen., n. comb. (tod) fig.  
Syn.: *Thoracocotyle ovalis* Tripathi
- Psilochasmus oxyurus galli-* Nadakal, A. M.; John, K. O.;  
*mae* n. subsp. [nomen nudum] Muraleedharan, K.; and Mohan-  
domestic fowl (gastro- das, A., 1972 a, 6,7  
intestinal tract) Trivandrum, South Kerala
- Psilochasmus singhi* sp. n. Jaiswal, G.P.; and Humayun,  
*Dendrocogna javanica* (in- M. R. A., 1971 a, 236-239,  
testine) fig. 1  
Hyderabad, A.P., India
- Pterinotrematoides Caball-* Yamaguti, S., 1963 a  
*ero et Bravo Hollis*, 1955  
Macrovalvitrematidae n. fam., key
- Pterocleidus acer* (Mueller) Yamaguti, S., 1963 a  
Mizelle, 1937  
as syn. of *Haplocleidus acer* (Mueller, 1936) n. comb.
- Pterocleidus biramosus* Yamaguti, S., 1963 a  
Mueller  
as syn. of *Haplocleidus biramosus* (Mueller, 1937) n. comb.
- Pterocotyla morrhuae* v. Yamaguti, S., 1963 a  
Bened. et Hesse, 1863  
as syn. of *Pseudodactylocotyla palmata* (Leuckart, 1830)  
n. comb.
- Ptychogonimus macrostomum* Machida, M.; Ichihara, A.;  
(Rudolphi) and Kamegai, S., 1970 a  
*Mustelus manazo* (stomach) sea north of the Tsushima  
Islands
- Ptychogonimus megastoma* Palombi, A., 1971 a  
prospective exper. animal, biological and chemical  
research
- Pulmovermis cyanovitellosus* Coil and Kuntz, 1960  
Syn.: *Laticaudatrema amamiensis* Telford, 1967
- Puntiotrema* n. g. Baugh, S. C.; and Chakrabarti,  
Allocreadiidae, Allo- K. K., 1971 a, 86, 87  
creadiinae tod: *P. lucknowensis* (Gupta  
and Chakrabarti, 1966)  
[n. comb.]
- Puntiotrema lucknowensis* Baugh, S. C.; and Chakrabarti,  
(Gupta and Chakrabarti, K. K., 1971 a, 83, 84-86,  
1966) n. g., [n. comb.] figs. 1-2  
(tod)  
Syn.: *Neopodocotyle lucknowensis* Gupta and Chakrabarti,  
1966  
*Barbus sarana* Tulsiapur, India
- Pycnadena africana* n. sp. Fischthal, J. H.; and Wil-  
*Lutjanus modestus* (small liams, M. O., 1971 a, 48-49,  
intestine) figs. 5,6  
Atlantic Ocean near Lumley  
Village, Sierra Leone
- Pycnadenoides pagrosomi* Machida, M., 1971 a  
Yamaguti, 1938 near Tsushima Islands,  
*Chrysophrys major* (small Sea of Japan  
intestine)
- Pycnadenoides pagrosomi* Machida, M.; Ichihara, A.;  
Yamaguti and Kamegai, S., 1970 a  
*Chrysophrys major* (small sea north of the Tsushima  
intestine) Islands
- Pycnoporos* Looss, 1899 Salem, J. B., 1971 a, 167-168  
review, key to species  
includes: *Pycnoporos osmaniae* n. sp.; *P. indicus* Pande,  
1935; *P. rhinolophi* (Ogata, 1939); *P. macrolaimus* (von  
Linstow, 1894); *P. pro-attenuatus* n. sp.; *P. spatulatus*  
n. sp.; *P. transversus* (Ozaki, 1929); *P. skarbilovichii*  
Shaldybin, 1948; *P. heteroporos* (Dujardin, 1845); *P.*  
*megacotyle* (Ogata, 1939); *P. acetabulatus* Looss, 1899;  
*P. loossii* Pande, 1935
- Pycnoporos* sp. Andreiko, A. F.; and Skvort-  
*Nyctalus noctula* tsov, V. G., 1968 a  
Moldavia
- Pycnoporos* sp. I Andreiko, A. F.; and Skvort-  
*Myotis daubentonii* tsov, V. G., 1968 a  
Moldavia
- Pycnoporos heteroporos* Andreiko, A. F.; and Skvort-  
(Dujardin, 1845) tsov, V. G., 1968 a  
*Barbastella barbastella* all from Moldavia  
*Nyctalus leisleri*  
*Vespertilio serotinus*
- Pycnoporos heteroporos* Combes, G.; and Clerc, B.,  
(Dujardin, 1845) 1970 a, fig.  
*Pipistrellus pipistrellus* Pyrénées-Orientales
- Pycnoporos osmaniae* n. sp. Salem, J. B., 1971 a, 159,  
key 161-163, 167, fig. 1  
*Hipposideros speoris* Hyderabad, Andhra Pradesh,  
(intestine) India
- Pycnoporos pro-attenuatus* Salem, J. B., 1971 a, 159,  
n. sp. 165-167, fig. 3  
key Hyderabad, Andhra Pradesh,  
*Tadarida aegyptiaca* (small India  
intestine)
- Pycnoporos spatulatus* Salem, J. B., 1971 a, 159,  
n. sp. 163-165, 167, fig. 2  
key Hyderabad, Andhra Pradesh,  
*Taphazous longimanus* India  
(intestine)
- Pyelosomum solum* n. sp. Chattopadhyaya, D. R., 1972 b,  
*Eretmochelys imbricata* 99, 113-115, 123, fig. 6  
(urinary bladder) Mandapam (South India),  
Gulf of Manar

- Pygidiopsis genata Looss, 1907  
Aspius aspius
- Osmanov, S. O., 1971 a, 174  
Uzbekistan
- Pyragraphoridae n. fam.  
Microcotyloidea, key
- Yamaguti, S., 1963 a, 238, 285  
type genus: Pyragraphorus  
Sproston, 1946
- Pyragraphorus Sproston, 1946, emend. (type genus)  
Pyragraphoridae n. fam.
- Yamaguti, S., 1963 a
- Pyragraphorus caballeri Zerecero  
as syn. of Allopyragraphorus caballeri (Zerecero, 1960) n. comb.
- Yamaguti, S., 1963 a
- Pyragraphorus hippos Hargis, 1956  
as syn. of Allopyragraphorus hippos (Hargis, 1956) n. g., n. comb.
- Yamaguti, S., 1963 a
- Pyragraphorus incomparabilis (MacCallum) Koratha, 1955  
as syn. of Allopyragraphorus incomparabilis (MacCallum, 1917) n. comb.

- Qadriana n. gen.  
Hemiuridae, Lecithasterinae  
Bilqeess, F. M., 1971 a, 254, 256  
mt: *Q. fusiformis* n. sp.
- Qadriana fusiformis n. sp. (mt)  
*Sciaena glauca* (stomach)  
Bilqeess, F. M., 1971 a, 254, 255, 256, fig. 2  
Karachi coast
- Quadrifoliovarium pritchardae Yamaguti, 1965  
*Naso* sp. "unicorn fish" (intestine)  
Manter, H. W., 1969 b  
New Caledonia
- Quinqueserialis sp.  
*Gyraulus* sp.  
Esch, G. W., 1971 a  
Wintergreen Lake, Michigan
- Quinqueserialis floridensis Rausch, 1952  
valid species  
Kinsella, J. M., 1971 a
- Quinqueserialis hassalli (McIntosh and McIntosh, 1934)  
as syn. of *Q. quinqueserialis* (Barker and Laughlin, 1911)  
Kinsella, J. M., 1971 a
- Quinqueserialis hassalli  
*Synaptomys cooperi*  
Whitaker, J. O. (jr.); and Adalis, D., 1971 a  
Indiana
- Quinqueserialis quinqueserialis  
*Ondatra zibethicus* (saecum)  
Abram, J. B., 1969 a  
Maryland
- Quinqueserialis quinqueserialis  
intranuclear, paracrystalline inclusions in various cells  
Beverley-Burton, M.; and Sweeny, P. R., 1972 a, figs.
- Quinqueserialis quinqueserialis  
*Ondatra z. zibethica* (large intestine)  
Harley, J. P., 1972 c  
Madison County, Kentucky
- Quinqueserialis quinqueserialis (Barker and Laughlin, 1911)  
growth, development, intraspecific variation  
Syn.: *Q. hassalli* (McIntosh and McIntosh, 1934)  
*Ondatra zibethicus*  
*Neofiber alleni*  
*Microtus pennsylvanicus*  
*M. montanus*  
*M. townsendi*  
*M. oregoni*  
*M. californicus*  
*M. longicaudus*  
*Arvicola richardsoni*  
*Clethrionomys gapperi*  
*Lemmus sibericus*  
*Dicrostonyx torquatus*  
*Mesocricetus auratus*  
*Mus musculus*  
*Rattus norvegicus*  
*Zapus princeps*  
*Myocastor coypus*  
*Cavia porcellus*  
(all exper.)
- Quinqueserialis wolgaensis  
Skvortsov, 1935  
valid species  
Kinsella, J. M., 1971 a
- Quinqueserialis zibethical  
Gupta, 1962  
species inquirenda  
Kinsella, J. M., 1971 a

- Rajonchocotyle pristiuri  
n. sp.      Maillard, C., 1970 b, 563,  
564-568, figs. 1-5  
Pristiurus melanostomus  
(branchies)      Sète, France (Golfe du Lion)
- Reeselliinae  
Cathaemasiidae, key      Nasir, P.; Diaz, M. T.; and  
Marcano G., D., 1971 a
- Renicola  
use of excretory vesicle  
as diagnostic character      Riley, J.; and Owen, R. W.,  
1972 a
- Renicola  
development, life cycle, taxonomy, review      Stunkard, H. W., 1971 b
- Renicola buchani (Martin  
& Gregory, 1951) [n. comb.]      Martin, W. E., 1971 a, 188,  
191, 192, fig. 7  
Fundulus parvipinnis  
(liver)  
Gillichthys mirabilis (liver)  
Larus californicus (kidneys) (exper.)
- Renicola cerithidicola  
n. sp.      Martin, W. E., 1971 a, 188-  
194, figs. 1-6  
Cerithidea californica  
(mantle wall and visceral  
mass)  
Fundulus parvipinnis  
(gills) (exper.)  
Larus californicus (kidneys) (exper.)
- Renicola glacialis n. sp.  
pathology  
Fulmarus glacialis (L.)  
(kidneys)      Riley, J.; and Owen, R. W.,  
1972 a, 63-72, figs. 1-3, 6  
East coast of Britain:  
St. Abb's Head (Berwick-  
shire) and Ness Point,  
Robin Hood's Bay (Yorkshire)
- Renicola glandoloboides  
sp. n.      Byrd, E. E.; and Heard, R.  
W. III, 1970 a, 493, 494,  
495-496, figs. 6-7  
Pinellas County, Florida
- Renicola hayesamiae  
sp. n.      Byrd, E. E.; and Kellogg,  
F. E., 1972 a, 99-103,  
figs. 1-8  
Meleagris gallopavo  
silvestris (kidney)      Tunica County, Mississippi
- Renicola hydranassae  
Lumsden and Zischke, 1963  
Rallus longirostris  
subsp.      Byrd, E. E.; and Heard, R.  
W. III, 1970 a  
Dauphin Island, Alabama
- Renicola hydranassae  
Lumsden and Zischke, 1963  
Rallus longirostris (kidneys)      Heard, R. W. III, 1970 a  
Alabama
- Renicola ralli sp. n.  
Rallus longirostris  
subsp. (uriniferous  
tubules)      Byrd, E. E.; and Heard, R.  
W. III, 1970 a, 493-495,  
figs. 1-5  
Pinellas, Monroe and Indian  
River counties, Florida
- Renicola rallae Byrd and  
Heard, 1970  
Rynchops nigra      Kinsella, J. M., 1972 a  
Lake Okeechobee, Florida
- Renicola roscovita      Werding, B., 1969 a, 319-323,  
(Stunkard, 1932) n. comb.      figs.  
Syn.?: Cercaria parvicaudata Stunkard und Shaw, 1931;  
Renicola thaidus Stunkard, 1964  
Littorina littorea (nat.      German Bay, North Sea  
and exper.)  
Mytilus edulis (nat. and      "      "  
exper.)  
Larus argentatus (exper.)
- Renicola roscovita      Robson, E. M.; and Williams,  
infected and uninfected      I. C., 1971 a  
Littorina littorea, glyco-      Scalby Rocks, North York-  
gen content of digestive      shire  
gland and foot, seasonal fluctuation
- Renicola roscovita (Stun-      Robson, E. M.; and Williams,  
kard, 1932)      I. C., 1971 b  
host reproductive biology      Scalby Rocks on North  
Syn.: Cercaria A Robson      Yorkshire coast  
& Williams, 1970  
Littorina littorea
- Renicola thaidus      Werding, B., 1969 a, 319  
Stunkard, 1964  
as ?syn. of Renicola roscovita (Stunkard, 1932) n. comb.
- Repandum Byrd and Maples,      Nasir, P.; and Diaz, M. T.,  
1963      1970 a, 271  
as syn. of Glypthelminis Stafford, 1905, emend.
- Reynoldstrema africana      Nasir, P.; and Diaz, M. T.,  
(Dollfus, 1950) Cheng,      1970 a, 271  
1959 and Fischthal and Thomas, 1968  
as syn. of Plagiorchis (P.) africana (Dollfus, 1950)  
Vercamen-Grandjean, 1960
- Reynoldstrema berghei (Ver-      Nasir, P.; and Diaz, M. T.,  
camen-Grandjean, 1960)      1970 a, 271  
as syn. of Plagiorchis (P.) berghei Vercamen-Grandjean,  
1960
- Reynoldstrema laurenti      Nasir, P.; and Diaz, M. T.,  
(Vercamen-Grandjean, 1960)      1970 a, 271  
Fischthal and Thomas, 1968  
as syn. of Plagiorchis (P.) laurenti Vercamen-Grandjean,  
1960
- Rhammocercus bairdiella      Kingston, N.; Dillon, W. A.;  
Hargis, 1955      and Hargis, W. J. (jr.),  
description of oncomira-      1969 a, figs. 3-4  
cidium      York River, Virginia  
Bairdiella chrysuria (gills)
- Rhinecotyle crepitacula      Euzet, L.; and Wahl, E.,  
Euzet et Trilles, 1960      1970 b, figs.  
morphology, biology, development  
Sphyaena piscatorum      Adiopodoumé (Lagune Ebrié)  
(branchies)
- Rhipidocotyle illense      Halvorsen, O., 1971 b  
(Ziegler)      all from river Glomma,  
Esox lucius      southeastern Norway  
Lota lota
- Rhipidocotyle illense      Halvorsen, O., 1972 a  
(Ziegler)      river Glomma, southeastern  
seasonality, occurrence      Norway  
and reproduction, pike

- Rhipidocotyle illense Halvorsen, O.; and Andersen, K., 1973 a, fig.  
Esox lucius all from river Glomma  
Lota lota
- Rhipidocotyle illense Matskási, I., 1967 b  
(Ziegler, 1883) all from Lake Balaton  
Lucioperca lucioperca  
L. volgensis (pyloric appendages, small intestine)
- Rhipidocotyle illense Osmanov, S. O., 1971 a, 160  
(Ziegler, 1883) all from Uzbekistan  
Pseudoscephirhynchus kaufmanni  
Esox lucius  
Rutilus rutilus aralensis  
Gobio gobio lepidolaemus  
Scardinius erythrophthalmus  
Aspius aspius  
Chalcalburnus chalcoides aralensis  
Abramis brama  
Capoetobrama kuschakewitschi  
Silurus glanis  
Lucioperca lucioperca  
Perca fluviatilis
- Rhipidocotyle illense Rauckis, E., 1970 a  
[Esox lucius] (intestine) all from Lake Dusia,  
[Perca fluviatilis] (eye) Lithuania
- Rhipidocotyle illense Tomatik, E.N.; and Esinenko-Marits, N. M., 1968 a  
Acerina cerma all from Moldavian reser-  
Gobio gobio voirs  
Leucaspius delineatus
- Rhipidocotyle illense Wierzbicka, J.; and Wierzbicki, K., 1971 a  
(Ziegler, 1883) Perca fluviatilis Leginskie Lake
- Rhipidocotyle lintoni Stunkard, H. W., 1973 a  
Hopkins, 1954 Woods Hole, Massachusetts  
Menidia menidia (muscles, under skin)
- Rhipidocotyle septpapillata Meade, T. G.; and Bedinger, C. A. (jr.), 1972 a, fig.  
Krull, 1934 all from eastern Texas  
(intestine of all)  
Lepomis marginatus  
Chaenobryttus gulosus  
Elassoma zonatum
- Rhipidocotyle transversale Stunkard, H. W., 1973 a  
Chandler, 1935 Woods Hole, Massachusetts  
Menidia menidia (muscles, under skin)
- Rhopalias coronatus (Rudolphi, 1819) Stiles y Hassall 1898 Lombardero, O.J.; and Moriena, R. A., 1973 a, fig.  
Argentina  
Didelphis azarae (intestino delgado)
- Rhopalias macracanthus Feldman, D.B.; Moore, J.A.; Harris, M.W.; and Self, J.L., 1972 a, fig.  
(small intestine) North Carolina
- Rhopalias macracanthus Miller, G. C.; and Harkema, R., 1970 a  
Chandler, 1932 North Carolina  
Didelphis virginiana  
(small intestine)
- Rhopalocercariae Flook, J. M.; and Ubelaker, J. E., 1971 a  
key to North American species
- Rhynchocreadium Srivastava Kakaji, V. L., 1969 a, 141  
va, 1962 as syn. of Allocreadium Looss, 1900
- Rhynchocreadium aculeata Kakaji, V. L., 1969 a  
Srivastava, 1962 as syn. of Allocreadium mehrai Gupta, 1956
- Rhynchocreadium singhia Kakaji, V. L., 1969 a  
Pershad, 1965 as syn. of Allocreadium mehrai Gupta, 1956
- Rhytidodes gelatinosus Euzet, L.; Combes, C.; and (Rudolphi, 1891) Looss, 1901 Triquell, A., 1972 a, fig.  
Caretta caretta (duodenum) Banyuls-sur-Mer (France)
- Ribeiroia marina (Faust and Hoffman, 1934) comb. n. Basch, P. F.; and Sturrock, R. F., 1969 a, 1180-1184, figs. 1-7  
life cycle St. Lucia, West Indies  
Biomphalaria glabrata (nat. and exper.)  
Lebistes sp. " " " "  
Florida caerulea " " " "  
goldfish (exper.)  
pigeons (exper.)  
canaries (exper.)  
Estrilda troglodytes (exper.)  
Taeniopygia castanotus (exper.)  
Uroloncha striata (exper.)
- Ribeiroiinae Nasir, P.; Diaz, M. T.; and Cathaemasidae, key Marcano G., D., 1971 a
- Robertdigenea n. gen. Caballero y Caballero, E.; (type of subfam.) and Caballero Rodriguez, G., 1970 b, 277, 281  
Dicrocoeliidae, Robertdigenininae n. subfam. tod: R. dollfusi n. sp.
- Robertdigenea dollfusi Caballero y Caballero, E.; n. g., n. sp. (tod) and Caballero Rodriguez, G., 1970 b, 277, 278-281, figs. 1-2  
Procyon lotor crassidens (hepatic ducts, gall bladder) Republic of Costa Rica, Central America
- Robertdigenininae n. subfam. Caballero y Caballero, E.; Dicrocoeliidae and Caballero Rodriguez, G., 1970 b, 277, 282  
type genus: Robertdigenea n. g.
- Rubenstrema exasperatum Bykhovskaia, I. E. (Pavlovskaja); Vysotskaia, S. O.; (Rud., 1812) and Kulakova, A. P., 1970 a  
Sorex araneus Transcarpathian region (Ukraine) (Kvasovskii Menchul)

- Saccocoelioides beauforti* (Hunter and Thomas, 1961) n. comb. redescription *Mugil cephalus* (intestine) Overstreet, R. M., 1971 d, 970, figs. 10-12 northern Gulf of Mexico, Grand Chenier, Louisiana
- Saccocoelioides octavus* sp. nov. *Astyanax fasciatus* (intestino anterior, apéndices pilóricos) Szidat, L., 1970 a, 87, 91-99, figs. 1-2 Laguna de Chascoombs
- Saccocoelioides octavus* Szidat 1970 cercaria, behavior *Littoridina parchappi* Graefe, G., 1970 a, fig. Laguna de Chascoombs
- Saccocoelioides pearsoni* n. sp. life cycle *Mugil cephalus* (small intestine) *Trachystoma petardi* " *Posticobia brazieri* Martin, W. E., 1973 a, 80, 82-89, 90, figs. 1-5, 7-12, 15-17, 21-22 Brisbane River, Queensland, Australia, all from
- Saccocoelioides sogandaresi* protandrous haploporid cercaria *Amnicola comalensis* Cable, R. M.; and Isseroff, H., 1969 a, figs. Galveston Bay, Texas
- Salmon poisoning fluke. See *Nan. phyetus salmincola*.
- Sandonia sudanensis* McClelland, 1957 (small intestine, rectum of all) *Synodontis* sp. *Distochodus rostratus* Fischthal, J. H.; and Thomas, J. D., 1972 a all from Volta River near Dohi-Anum, Bawku, Yeji, Kpong, and Kpandu, Ghana
- Sanguinicola* sp. *Carassius auratus gibelio* (blood) Osmanov, S. O., 1971 a, 161 Uzbekistan
- Sanguinicola alseae* (Meade and Pratt) comb. n. Holmes, J. C., 1971 b, 215
- Sanguinicola dentata* (Paperna, 1964) comb. n. Syn.: *Plehnella dentata* Paperna, 1964 Madhavi, R.; and Rao, K. H., 1970 a, 41
- Sanguinicola inermis* Plehn, 1905 *Cyprinus carpio* Osmanov, S. O., 1971 a, 161 Uzbekistan
- Sanguinicola schizothorazi* Osmanov, 1967 *Schizothorax intermedius* (blood) Osmanov, S. O., 1971 a, 161, fig. Uzbekistan
- Sanguinicolidae* Graff, 1907 includes: *Sanguinicolinae* Yamaguti, 1958; *Cardicolinae* Yam., 1958; *Deontacylinae* Yam., 1958; *Psettariinae* Yam., 1958 Lebedev, B. I.; and Parukhin, A. M., 1972 a, 7, 14
- Sanguinicolinae* Yamaguti, 1958 *Sanguinicolidae* includes: *Sanguinicola*, *Paradeontacylix* Lebedev, B. I.; and Parukhin, A. M., 1972 a
- Scaphiostomum pancreaticum* life cycle *Tamias striatus* (nat. and exper.) *Anguipira alternata* (exper.) *Triodopsis albolabris* (exper.) *Haplotrema concavum* (exper.) hamster (exper.) Jensen, D. N., 1972 a, figs. Antarctic
- Schistogonimus musundii* n. sp. *Numenius phaeopus* (bursa fabricius) Ogambo-Ongoma, A. H.; and Canaris, A. G., 1971 a, 31-33, 1 fig. Watamu, Kenya
- Schistogonimus rarus* (Braun, 1901) *Fulica atra* (bursa of Fabricius) Borgarenko, L. F., 1970 a Tadjhikistan
- Schistosoma* human (intestin grêle), niridazole Audebaud, G.; et al., [1969 a], pls., figs. Kratie, Cambodia
- Schistosoma* *Planorbidae* vectors, human transmission van Eeden, J. A., 1970 a Africa
- Schistosoma* Farley, J., 1971 a *Schistosomatidae*; *Schistosomatinae*
- Schistosoma* patterns of isoenzymes, differential diagnosis between species, strains, sexes Fripp, P. J., 1970 a
- Schistosoma* biochemistry, review Fripp, P. J., 1972 a, figs.
- Schistosoma* human, hepatic fibrosis, immunoreactive insulin, glucose utilization Ghanem, M. H.; et al., 1973 a
- Schistosoma* hepatic fibrosis, serum glycoproteins, human Ghanem, M. H.; Guirgis, F. K.; and El-Sawy, M., 1973 a
- Schistosoma* human lung, clinical manifestations, review Lenczner, M. M.; Spaulding, W. B.; and Sanders, D. E., 1964 a, fig.
- Schistosoma* survival in immune host Smithers, S. R., 1968 a
- Schistosoma* sp. cattle Hörchner, F.; and Karrasch, A.-W., 1972 a Madagascar
- Schistosoma bomfordi* Montgomery, 1906 as syn. of *Orientobilharzia bomfordi* (Montgomery, 1906) Dutt and Srivastava, 1955 Farley, J., 1971 a
- Schistosoma bovis* man, eggs in feces, diagnosed by washed feces method Adamo, F.; and Medda, A., 1961 a
- Schistosoma bovis* producing immunity to *Schistosoma mansoni*, mice Amin, M. B. A.; and Nelson, G. S., 1969 a

- Schistosoma bovis* Amin, M.B.A.; Nelson, G.S.; and Saoud, M.F.A., 1968 a  
cross-immunity, bovine schistosomes and *S. mansoni*, rhesus monkeys
- Schistosoma bovis* Arru, E.; and Papadopoulos, I., 1972 a  
*molluscicoides*  
*Bulinus truncatus* Sardinia
- Schistosoma bovis* Blair, D. M., 1966 a, figs.  
man, occurrence, differential diagnosis from *S. haematobium* Rhodesia
- Schistosoma bovis* Brown, D. S.; and Wright, C. A., 1972 a, 120  
epidemiology  
*Bulinus truncatus* (exper.)
- Schistosoma bovis* Coluzzi, A.; Nuvoletti, A.; Orecchia, P.; and Paggi, L., 1965 a  
epidemiological survey bovines (stool)  
*Ovis aries* " (nat. & exper.) Sardinia, all from  
*Oryctolagus cuniculus* (exper.)  
*Cavia porcellus* (exper.)  
topini (exper.)  
*Rattus norvegicus* (exper.)  
*Mesocricetus auratus* "  
*Erinaceus europaeus* "
- Schistosoma bovis* El-Afifi, S. M., 1964 a, fig.  
epidemiology, pathology, extensive review Egypt
- Schistosoma bovis* Eveland, L. K.; Hsu, S. Y. L.; and Hsu, H.-F., 1969 a  
cross-immunity with *S. mansoni*, rhesus monkeys
- Schistosoma bovis* Graber, M.; and Birgi, E., 1970 a  
Hilomid and tribromine compound, zebu
- Schistosoma bovis* Graber, M.; Euzebv, J. A.; and Birgi, E., 1970 a  
zebu cattle tropical Africa
- Schistosoma bovis* Guilhon, J.C.; and Graber, M., 1971 a  
Oxyclozanid, zebu cattle, ineffective Tchad (Fort-Lamy)
- Schistosoma bovis* Guilhon, J. C.; Graber, M.; and Barnabé, R., 1971 a  
bovine, Freon BU
- Schistosoma bovis* Hussein, M. F., 1971 a, figs.  
histology, pathology, experimental calves
- Schistosoma bovis* Hussein, M. F., 1972 a  
diagnosis, indirect fluorescent antibody technique, calves
- Schistosoma bovis* Kinoti, G. K.; Bird, R. G.; and Barker, M., 1971 a, pls.  
daughter sporocyst body walls, structure, high concentration of alkaline phosphatase, absence of esterases
- Schistosoma bovis* Lemma, A., 1965 a  
animal schistosomiasis, dissemination by Guagua River, epidemiological survey, control measures Adwa, Ethiopia
- Schistosoma bovis* Magzoub, M., 1973 a  
adults, recovery from infected mice, in vitro culture
- Schistosoma bovis* Massoud, J., 1971 a  
pathology, domestic animals, comparison with *Ornithobilharzia turkestanicum*
- Schistosoma bovis* Medda, A., 1970 a  
sheep, Neguvon
- Schistosoma bovis* Muller, R. L.; and Taylor, M. G., 1972 a  
identification of schistosome eggs by the Ziehl-Neelsen technique
- Schistosoma bovis* Muller, R.L.; and Taylor, M.G., 1972 b  
eggs, diagnostic differentiation, Ziehl-Neelsen staining
- Schistosoma bovis* Nelson, G.S.; Amin, M.B.A.; Saoud, M.F.A.; and Teesdale, C., 1968 a  
immunized mice, challenged with *S. mansoni*, high degree of heterologous immunity; challenged with *S. mattheei*, no protection
- Schistosoma bovis* Pampiglione, S.; and Toffoletto, F., 1971 a  
snail hosts, review Italy
- Schistosoma bovis* Sobrero, R., 1965 a, pl., figs. 3-5  
*Bulinus* (*Physopsis*) abyssinicus (nat. & exper.) Somalia
- S*[*chistosoma*] *bovis* Taylor, M. G., 1971 a  
females in single-sex infections, failure to produce eggs
- Schistosoma bovis* Taylor, M. G.; Denham, D. A.; and Nelson, G. S., 1971 a  
neonatal mice born to immune mothers, failure to demonstrate passive transfer of immunity
- Schistosoma bovis* Webbe, G.; and James, C., 1971 a  
susceptibility of 11 species of bullinid snails (all exper.)  
*Bulinus* (*B.*) *truncatus truncatus*  
*Bulinus* (*B.*) *truncatus rohlfsi*  
*Bulinus* (*B.*) *bavayi*
- Schistosom*[a] *capense*? Allanson, B. R., 1970 a  
ecology, snail vectors, control, review Southern Africa
- Schistosoma capense* Webbe, G.; and James, C., 1971 a  
susceptibility of 11 species of bullinid snails to 4 strains of *S. haematobium*, "no justification for the use of *S. capense*"
- Schistosoma capense* Wright, C.A.; and Knowles, R.J., 1972 a  
should not be discriminated from *S. haematobium* on basis of intermediate host restriction
- Schistosoma edwardiense* Thurston, J. P., 1971 a  
miracidia and cercariae not found Queen Elizabeth National Park, Uganda  
+*Hippopotamus amphibius* (mesenteric veins)
- Schistosoma haematobium* Abboud, I.A.; Hanna, L.S.; and Ragab, H.A.A., 1971 a, figs.  
ocular, exper. animals

- Schistosoma haematobium human eye, schistosomal granuloma of conjunctiva, case report, clinical aspects Abdalla, M. I., 1967 a Egypt
- Schistosoma haematobium human lung, pulmonary artery hypertension, case report, clinical review Akoun, G.; Berkman, M.; Gallouédec, C.; and Brocard, H., 1972 a France (from Senegal)
- Schistosom[a] haematobium ecology, snail vectors, control, review Allanson, B.R., 1970 a southern Africa
- Schistosoma haematobium humans, complicated by calcified urinary bladder, clinical aspects Anjarwalla, K. A., 1968 a Kenya
- Schistosoma haematobium human, distribution, prevalence, vectors Arfaa, F., 1972 a Yemen Arab Republic
- Schistosoma haematobium tertiary antimony preparations, possible toxicity, EKG, blood serum changes Asshauer, E., 1966 a
- Schistosoma haematobium survey, school children Baalawy, S. S., [1967 a] Ukerewe Island
- S[chistosoma] haematobium refrigeration, egg hatching, infectivity, miracidia Baalawy, S. S., [1967 b]
- Schistosoma haematobium snail vectors, infection rate in relation to snail population dynamics and rainfall Baalawy, S.S.; and Moyo, H. G., 1970 a Tanzania
- Schistosoma haematobium molluscicides, snail vectors, assessment of control in humans Barnish, G., 1970 a Rhodesia
- Schistosoma haematobium human urinary, hycanthone methano-sulphonate, single injection, suitable for mass therapy Barry, M., 1970 a Africa
- Schistosoma haematobium humans, colitis, deoxy-tetracycline Bassaly, M.; and Gaber, A., 1967 a
- Schistosoma haematobium humans, clinical review, diagnosis, treatment, review Bernier, J. J., 1968 a
- Schistosoma haematobium human, survey, stool, urine, routes of egg passage from body Blair, D. M., 1965 b Rhodesia
- Schistosoma haematobium man, differential diagnosis Blair, D. M., 1966 a, figs. Rhodesia
- Schistosoma haematobium development of ovum, position of miracidium in egg Blair, D. M., 1966 b
- Schistosoma haematobium young African native, mixed infection with S. mansoni and S. mattheei Blair, D.M.; and Weber, M.C., 1969 a Rhodesia
- Schistosoma haematobium human, hycanthone, effective after one treatment Blair, D.M.; Weber, M.C.; and Clarke, V. de V., 1969 b Rhodesia
- Schistosoma haematobium influence, vesico-vaginal fistula, causation and healing Eland, K. G.; and Gelfand, M., 1970 a
- Schistosoma haematobium human gall bladder, gall stones, case report Botha, D. J., 1963 a
- Schistosoma haematobium surveys, occurrence, epidemiology, infection rate greater in men than women, fishing habits Bradley, D. J.; Sturrock, R. F.; and Williams, P. N., 1967 a Central Uganda
- Schistosoma haematobium snail vectors, distribution, possible environmental control measures Brown, D. S., 1964 a Ethiopia
- Schistosoma haematobium epidemiology Bulinus truncatus (exper.) Brown, D. S.; and Wright, C. A., 1972 a, 120
- Schistosoma haematobium Bulinus obtusispira Brygoo, E. R.; and Moreau, J. P., 1966 a nord-ouest de Madagascar
- Schistosom[a] haematobium human liver, relationship to cirrhosis, fibrosis Buchanan, W. M., 1971 a, fig. Rhodesia
- Schistosoma haematobium inhibition, cholinesterases, metrifonate and dichlorvos, hamsters Bueding, E.; Ldu, C. L.; and Rogers, S. H., 1972 a
- Schistosoma haematobium survey of Bulinus spp. as possible intermediate hosts Burch, J. B., 1967 a Ethiopia
- Schistosoma haematobium human, embilbar Businco, L., 1966 a
- Schistosoma haematobium humans, prophylaxis and control measures, review Cambournac, F. J. C., 1968 a
- Schistosoma haematobium humans, diagnosis, immunoelectrophoresis Capron, A., 1968 a
- Schistosoma haematobium female reproductive organs, case reports, clinical review Carayon, A.; Brenot, G.; and Camain, R., 1967 a
- Schistosoma haematobium human, choroid plexus, case report Chitiyo, M. E., 1972 a, figs. Rhodesia
- Schistosoma haematobium humans, bilharzial hydro-nephrosis, no correlation with urinary bacterial infections Chopra, S. A.; Bradley, D. J.; and Forsyth, D. M., 1967 a Zanzibar
- Schistosoma haematobium 5-hydroxytryptamine concentration Chou, T. C. T.; Bennett, J.; and Bueding, E., 1972 a



- Schistosoma haematobium snail hosts, possible biological control by echinostome cercariae Chu, K.Y.; Dawood, I.K.; and Nabi, H.A., 1972 a  
Tamama, Egypt
- Schistosoma haematobium possible development of resistance, man, increased with age Clarke, V. de V., 1966 b
- Schistosoma haematobium human, epidemiological survey, possible relationship to acquired resistance, prevention and control, review Clarke, V. de V., 1966 c
- Schistosoma haematobium humans, ambilhar Clarke, V. de V.; and Blair, D. M., 1966 a  
Rhodesia
- Schistosoma haematobium survey, European school boys, possible relationship to intellectual development Clarke, V. de V.; and Blair, D. M., 1966 b  
Rhodesia
- Schistosoma haematobium humans, hycanthone, clinical trials Clarke, V. de V.; Blair, D.M.; and Weber, M. C., 1969 a  
Rhodesia
- Schistosoma haematobium human, diagnosis, applications of fluorescent antibody technique, review Cookson, L. O. C., 1963 a, fig.
- Schistosoma haematobium humans, vesicular, Ro 1-9334/20, Ro 1-9334/19 da Cruz Ferreira, F. S.; and Lopes da Cunha, C. A. do C., 1968 a  
Guiné Portuguesa
- Schistosoma haematobium metrifonate, human urinary schistosomiasis Davis, A.; and Bailey, D. R., 1969 b
- Schistosoma haematobium humans, diagnosis, rectal mucosal biopsy Debray, C.<sup>2</sup>; Leymarios, J.; and Marche, C., 1968 a  
France
- Schistosoma haematobium predatory activity, Marisa cornuarietis, Bulinus (Bulinus) truncatus, possible biological control method Demian, E. S.; and Iutfy, R. G., 1965 a
- Schistosoma haematobium vector control campaign Deschiens, R. E. A.; et al., 1966 a  
Morocco
- Schistosoma haematobium human, distribution, vectors Deschiens, R. E. A.; Delas, A.; Ngalle-Edimo, S.; and Poirier, A., [1969 b]  
Cameroun
- Schistosoma haematobium survey Deschiens, R. E. A.; Flye Sainte Marie, P.; and Le Corroller, Y., 1966 a  
Draa Valley, Southern Morocco and in Sahel region
- Schistosoma haematobium humans, hycanthone, some liver toxicity Diop Mar, I.; Goraleb, G.; and Rey, M., 1972 a
- Schistosoma haematobium ecological survey, vectors, seasonal distribution, control Dönges, J., 1972 b  
South-West Nigerian forest region
- Schistosoma haematobium ambilhar, man Dufek, M.; and Kalivoda, R., 1967 c
- Schistosoma haematobium mass treatment, snail control Duke, B.O.L.; and Moore, P. J., 1971 a  
West Cameroon
- Schistosoma haematobium human, hepatic cirrhosis, ascites El-Ghaffar, Y. A., 1963 a
- Schistosoma haematobium human, cutaneous lesions, clinical review, case reports, pathogenesis El-Mofty, M. A. M.; and Cahill, K. M., 1964 a
- Schistosom[a] haematobium human epididymis, case reports Eltayeb, A. A., 1969 a, fig.
- Schistosoma haematobium Aotus trivirgatus (exper.), relative susceptibility, course of infection, host response Erickson, D. G.; et al., 1971 b
- Schistosoma haematobium mild forms, metabolism of niridazole, man Faigle, J. W.; et al., 1970 a
- Schistosoma haematobium complicated by Salmonella infection, 5 patients with massive proteinuria Farid, Z.; et al., 1972 a
- Schistosoma haematobium oil, human Farid, Z.; Schulert, A.; Bassily, S.; and McConnell, E., 1965 a
- Schistosoma haematobium human, cutaneous lesions, case reports, clinical review Faye, I.; et al., 1968 a  
Senegal
- Schistosoma haematobium survey, occurrence in normal population Fine, J.<sup>2</sup>, 1968 a  
Zambia
- Schistosoma haematobium low temperatures, development, emergence, light, periodicity, cercariae Frank, G. H., 1966 a
- Schistosom[a] haematobium human bladder, associated with bladder cancer Fripp, P. J., 1965 a
- Schistosoma haematobium humans, diagnosis, increased  $\beta$ -glucuronidase levels in urine, presence of urinary bacteria affect determination Fripp, P. J.; Rose, A. W.; and Okach, R. W., 1966 a
- S[chistosoma] haematobium human, diagnosis, ova in excreta, or biopsy specimen Gear, J.H.S., 1968 a
- Schistosoma haematobium laboratory maintenance, Saccostomus campestris (exper.) Gear, J. H. S.; Fripp, P. J.; Armstrong, F. I.; and Howaldt, H. G., [1969 a]
- Schistosoma haematobium human intestinal, clinical review, statistics Gelfand, M., 1963 c

- Schistosoma haematobium distribution, female reproductive tract, survey, autopsies Gelfand, M.; Ross, M.D.; Blair, D.M.; and Weber, M.C., 1971 a Mashonaland, Rhodesia
- Schistosoma haematobium humans, schistosomicides, review Gentilini, M.; and Carbon, C., 1967 a
- Schistosoma haematobium human urinary tract, X-ray diagnosis, clinical review Gentilini, M.; and Pinon, J. M., 1967 a
- S[chistosoma] haematobium laboratory diagnostic methods, review Gentilini, M.; and Thérizol, M., 1967 a, fig.
- Schistosoma haematobium human, distribution, incidence Gilles, J. C., 1971 a Moukoro, Nyanga plain, Mouila and Palmheveas, Gabon
- Schistosoma haematobium distribution survey, undeveloped northern areas, no serious public health problem Goldin, D.; and Barclay, R., 1972 a Zambia
- Schistosoma haematobium humans, lucanthone and hycanthone, drug comparisons, mass therapy Greenfield, D.H.; and Du Toit, D.M., 1970 a Rhodesia
- Schistosoma haematobium human, stricture of terminal ureter, case reports, surgical treatment Gregory, I. L., 1964 a
- Schistosoma haematobium children, distribution, diagnosis, clinical aspects, treatment Guseynova, N. A., 1963 a Iraq
- Schistosoma haematobium human uro-genital, clinical review Guyot, C., 1964 a
- Schistosoma haematobium biostatistics, research tool Halawani, A.E., 1967 a
- Schistosoma haematobium serological diagnosis, with associated bladder cancer, humans Halawani, A. E.; al-Waidh, M.; and Said, S. M., 1970 a Iraq
- Schistosoma haematobium human bladder, surgical repair of contractions, case reports Hassim, A. M.; Carruthers, R. H.; and Lucas, C., 1968 a
- Schistosoma haematobium humans, review Hillemand, B., 1963 a
- Schistosoma haematobium prevalence of human infection, presence of potential snail vectors Hira, P. R., 1970 a Siavonga, Lake Kariba, Zambia
- Schistosoma haematobium active focus of transmission to man, snail intermediate hosts Hira, P. R., 1970 b Siavonga, Lake Kariba, Zambia
- Schistosoma haematobium haematuria parasitaria, urinary calculi Hoeppli, R. J. C., 1972 a Africa
- Schistosoma haematobium human urinary tract, possible etiology in bladder cancer Houston, W., 1964 a Southern Rhodesia
- S[chistosoma] haematobium child, testis, surgical treatment Houston, W., 1964 b, fig. Southern Rhodesia
- Schistosoma haematobium humans, egg passage, statistical analysis Husting, E. L., 1965 b
- Schistosoma haematobium metrifonate, niridazole, hamsters, localization during and after treatment James, C.; Webbe, G.; and Preston, J. M., 1972 a, figs.
- Schistosoma haematobium metrifonate, hamsters, mode of action James, C.; Webbe, G.; and Preston, J.M., 1972 b
- Schistosoma haematobium human urinary tract, radiological diagnosis James, W. B., 1963 a
- Schistosoma haematobium combined control measures of molluscicides for snail hosts and mass therapy with schistosomicides for human population Jordan, P., 1965 b East Africa
- Schistosoma haematobium total granulomatous infarction, testis, African boy, case report Joshi, R. A., 1967 a
- Schistosoma haematobium junctional nodules, Papiro ursinus (intestine) (exper.) Kean, B. H.; and Dennis, D.T., 1971 a
- Schistosoma haematobium humans, Ciba 32,644-Ba Kilala, C. P., 1966 a Mwanza, Tanzania
- S[chistosoma] haematobium human urinary tract, Ciba 32,644Ba Kilala, C. P., [1967 b] Ambilhar, suppressive treatment, school children
- Schistosoma haematobium opossum as exper. host, involvement of urogenital system Didelphis marsupialis (exper.) Kuntz, R.E.; Myers, B.J.; and Cheever, A.W., 1971 a
- Schistosoma haematobium humans, clinical review, diagnosis, intermediate hosts, control Lambert, C. R., 1966 d
- S[chistosoma] haematobium human urinary tract, Ciba 32,644Ba Larivière, M.; Camerlynck, P.; and Rey, M., 1965 a
- Schistosoma haematobium humans, differential diagnosis, review Larivière, M.; Picot, H.; and Diallo, S., 1966 a Africa
- Schistosoma haematobium biopsy, rectal mucous membrane, diagnosis Le Bras, M.; Cathalan, G.; Carrie, J.; and Bertrand, E., 1971 a

- Schistosoma haematobium human skin, vulvo-peritoneal area, diagnosis Le Guyader, A.; Kébé, M.; Langlais, F.; and Debaille, Y., 1968 a, figs. Ivory Coast
- Schistosoma haematobium rheumatoid serum factors, chronic schistosomal infections, humans Lehman, J.S. (jr.); Higashi, G.I.; Bassily, S.; and Farid, Z., 1972 a Egypt
- Schistosoma haematobium humans, epidemiological survey of valley, possible agricultural development and public health Lemma, A., 1969 a Awash Valley, Ethiopia
- Schistosoma haematobium travelers, tropical countries Lenczner, M.M.; and Smith, D.R.F., 1972 a, fig.
- Schistosoma haematobium human spinal cord, case reports Levy, L.F.; and Taube, E., 1969 a Rhodcsia
- Schistosoma haematobium granulomas, comparative histopathology, hamster von Lichtenberg, F.; Erickson, D. G.; and Sadun, E. H., 1973 a
- Schistosoma haematobium incidence, sheep McKenzie, R.L., 1970 a Mashonaland
- Schistosoma haematobium egg excretion, monkeys McMahon, J. E., [1967 b]
- Schistosoma haematobium hycanthone, single intramuscular injection, humans McMahon, J. E.; and Samatta, C. M., 1969 a Tanzania
- Schistosoma haematobium human urinary tract, complicated with hypertension, hot, dry climate as environmental factor in development Makene, W. J., 1971 a East Africa
- Schistosoma haematobium relation between vesical bilharziasis and bladder cancer Makhyou, N. A.; El-Kahslan, K. M.; El-Chorab, M. M.; and Mokhles, A. S., 1971 a Egypt
- Schistosom[a] haematobium humans, nitrothiamidazole, possible mass therapy, clinical review Manciola, M.; and Parrinello, A., 1967 a, figs. Yemen
- Schistosoma haematobium assessment of vector control measures Massoud, J.; and Nelson, G.S., 1972 a
- Schistosoma haematobium human, treatment, Ambilhar Mastrandrea, G.; Nuti, M.; and Uccelli, A., 1966 a Rome
- Schistosoma haematobium snail vectors, identification key, medical significance Meskal, F. H., 1967 b Ethiopia
- Schistosoma haematobium human, urinary tract, chronic illness, ambilhar with steroids Miller, M. J.; and Reid, E. C., 1967 a, figs.
- Schistosoma haematobium Moreau, J. P., 1966 a Ciba 32.644 Ba, albuminuria decrease
- Schistosoma haematobium identification of schistosome eggs by the Ziehl-Neelsen technique Miller, R. L.; and Taylor, M. G., 1972 a, fig.
- Schistosoma haematobium eggs, diagnostic differentiation, Ziehl-Neelsen staining Miller, R.L.; and Taylor, M.G., 1972 b
- Schistosoma haematobium urinary bladder involvement, possible model host Myers, B. J.; Kuntz, R. E.; Huang, T. C.; and Moore, J. A., 1970 b Presbytis cristatus sondaicus (exper.)
- Schistosoma haematobium human urinary, lergine, to reduce toxic effects of Iucanthone hydrochloride Nagaty, H. F.; and Khalil, H. M., 1962 a
- Schistosoma haematobium problems of snail control Nelson, G. S., 1972 a
- Schistosoma haematobium immunized mice, challenged with S. mansoni, no protection Nelson, G.S.; Amin, M.B.S.; Saoud, M.F.A.; and Teesdale, C., 1968 a
- S[chistosoma] haematobium man, urinary  $\beta$ -glucuronidase content, potentially carcinogenic substance Norden, D.A.; and Gelfand, M., 1972 a
- Schistosoma haematobium pathological lesions, genito-urinary systems, vervet monkeys, experimental Obuyu, C. K. A., 1970 a
- Schistosoma haematobium Cercopithecus aethiops centralis (exper.) Obuyu, C. K. A., 1972 a
- Schistosoma haematobium snail hosts, review Pampiglione, S.; and Toffolotto, F., 1971 a
- Schistosoma haematobium human, cystic teratoma of ovary, case report Paradinas, F. J., 1972 a, figs
- Sch[istosoma] haematobium human, possible relationship to calcifying pancreatitis, diabetes, case report Payet, M.; et al., 1966 a Dakar, Senegal
- Schistosoma haematobium human, epidemiology, diagnosis, clinical review Peloux, Y., 1964 a
- Schistosoma haematobium bacteriological and immunological findings, humans Pi-Sunyer, F. X.; Gilles, H. M.; and Wilson, A. M. M., 1965 a Nigeria
- Schistosoma haematobium control through improved rural management, sanitation Pitchford, R. J., 1970 a South Africa
- Schistosoma haematobium metrifonate, blood cholinesterases of school children Pleština, R.; Davis, A.; and Bailey, D. R., 1972 a
- Schistosoma haematobium diagnosis, immunofluorescence, using frozen sections as antigen Pothier, M.-A.; and Xavier, M. de L.-S., 1969 b

- Schistosom[?] haematobium Prah, S. K., 1972 a  
miracidia, effects of pressure on infectivity
- Schistosoma haematobium Pringle, G.; Otieno, L. H.,  
susceptibility, *Bulinus g. and Chintawi, M. B.*, 1971 a  
*globosus, B. n. nasutus* north-eastern Tanzania
- Schistosoma haematobium Pucci, R., 1969 a  
human, liver schistosomiasis, transaminase activity
- Schistosoma haematobium Pucci, R.; and Rinaldi, V.,  
human, treatment with 1969 a  
imidazolidone, transaminase activity
- Schistosom[a] haematobium Purvis, A.J.; Ellison, I.R.;  
*Papio rhodesiae* (brain) and Husting, E.L., 1965 a  
Lake McIlwaine, Salisbury, Rhodesia
- Schistosoma haematobium Quénum, C.; Sérafino, G.; and  
eggs, human spleen, clinical Diop, A., 1964 a  
diagnosis
- [Schistosoma haematobium] Raffier, G., 1966 b  
bilharziöse vésicale  
Ciba 32644 BA (Ambilhar)
- Schistosoma haematobium Ricour, A.; and Gehin, F.,  
human, urinary 1971 a
- Schistosoma haematobium Ripert, C.; and Py, E.,  
survey, 250 cases 1966 a  
Khemis-el-Kachena, Algeria
- Schistosom[a] haematobium Ruas, A., 1972 a  
human vesicular, hycan-  
thone mesylate, single dose therapy Portugese East Africa
- Schistosoma haematobium Sadeler, C., 1967 a  
urinary tract cancer
- Schistosoma haematobium Sankalé, M.; et al., 1969 c  
humans, cardiopathy, clinical Dakar, Senegal  
review
- Schistosoma haematobium Sayed, W. A.; et al., 1969 a  
human bladder, increased Egypt  
urinary lactic dehydrogenase, possible associated  
bladder cancer
- Schistosoma haematobium Shamma, A.H.; and al-Azzawi,  
human, factor in liver J. H., 1964 a  
damage and abnormal liver function tests
- Schistosoma haematobium Shamma, A.H.; and Azzo, B.S.,  
human, increased serum 1966 a  
gamma globulin levels, electrophoretic patterns
- Schistosoma haematobium Shamma, A.H.; Rassam, A.J.;  
human bladder, associated and Fawzi, A.H., 1965 a  
with bladder cancer, statistics Iraq
- Schistosoma haematobium Shamma, A.H.; Rassam, A. J.;  
human pulmonary, histo- and Thewaini Ali, A.J., 1967a,  
pathology figs.
- Schistosoma haematobium Shamma, A. H.; Thewaini Ali,  
human, serum protein A.J.; and Azzo, E.S., 1965 a  
levels
- S[Schistosoma] haematobium Shennan, D.W.; and Gelfand,  
ova, survey presence in M., 1971 a  
human cervical smears, Rhodesia  
possible disease transmission through water
- Schistosoma haematobium el-Sherif, A.F., 1968 a  
humans, mass therapy, Iflaka, Egypt  
sodium antimony dimercaptosuccinate, eradication program
- Schistosoma haematobium el-Sherif, A.F.; et al., 1966 a  
humans, ambilhar, clinical Egypt  
trials
- Schistosoma haematobium Shiff, C. J., 1969 a  
water depth and light, miracidia finding *Bulinus*  
(*Physopsis*) *globosus*
- Schistosoma haematobium Shiff, C. J., 1970 a  
host location by miracidia
- Schistosoma haematobium Shiff, C. J., 1973 a  
control, method of assessing rate of transmission,  
humans
- Schistosoma haematobium Shiff, C.J.; and Clarke, V.  
human transmission, de V., 1967 a  
snail surveillance, Rhodesia  
natural waterways
- Schistosoma haematobium Shiff, C.J.; Cmelik, S.H.W.;  
cercarial penetration Ley, H.E.; and Kriel, R.L.,  
response, influence of 1972 a  
human skin lipids
- Schistosoma haematobium Shiff, C. J.; and Kriel,  
miracidia, attracted by R. L., 1970 a  
water-soluble product of *Bulinus globosus*
- Schistosoma haematobium Shousha, S.; Shaker, S.;  
humans, diagnosis, cyto- Ahmad, K. K.; and Kamel, K.,  
chemical analysis of 1972 a  
neutrophils
- Schistosoma haematobium Shrivastava, K. K.; and Aro-  
human ra, M. M., 1969 a  
*Lymnaea luteola* all from Lahager, Raipur  
*Indoplanorbis exustus* district, Madhya Pradesh
- Schistosoma haematobium Simpson, T.R., 1969 a  
human, bladder infection, Rhodesia  
persistent haematuria and continued black egg expulsion  
one year after successful parasite treatment, case re-  
port
- Schistosoma haematobium Sodeman, T. M.; Sodeman, W. A.  
lamellar structures, gut (jr.); and Schnitzer, B.,  
1972 a, pls.
- Schistosoma haematobium Stewart, J.B.; and Glenn, G.,  
man, associated with 1972 a  
carcinoma of prostate

- Schistosoma haematobium* Sturrock, R. F.; and Webbe, G., 1971 a  
age-prevalence curves of snail infections, catalytic models  
*Bulinus (Physopsis) nasutus productus* Tanzania
- Schistosoma haematobium* Tanaka, H.; et al., 1972 a  
modified complement fixation, diagnosis, baboons
- Schistosoma haematobium* Taylor, M. G.; and Nelson, G. S., 1972 a  
chemotherapy
- Schistosoma haematobium* Taylor, M.G.; Nelson, G.S.; and Andrews, B.J., 1972 a  
pathogenesis, naturally infected baboon  
Papio sp. Gambia River, Senegal
- Schistosoma haematobium* Tchernia, G.; et al., 1969 a  
child, mixed infection, anguilluliasis, Ambilhar + Mintezol, fatal bone marrow aplasia  
Senegal
- Schistosoma haematobium* Turner, P. P., 1964 a  
human heart, pulmonary arterial hypertension, review
- Schistosoma haematobium* al-Waidh, M., 1965 a  
human, bladder, associated with carcinoma, clinical review
- Schistosoma haematobium* Wajdi, N. A., 1972 a  
miracidia, Iraqi strain, geotactic response, snail hosts
- Schistosoma haematobium* Webbe, G., 1965 c  
humans, seasonal trends and climatology in snail vector control  
East Africa
- Schistosoma haematobium* Webbe, G.; et al., 1972 a  
urogenital pathology, baboons
- Schistosoma haematobium* Webbe, G.; and James, C., 1971 a  
4 strains, susceptibility of 11 species of bulinid snails, "no justification for the use of *S. capense*"  
(all exper.)  
*Bulinus (Physopsis) globosus*  
*Bulinus (B.) obtusispira*  
*Bulinus (Physopsis) africanus africanus*  
*Bulinus (B.) truncatus truncatus*  
*Bulinus (B.) truncatus rohlfsi*  
*Bulinus (Physopsis) africanus ovoideus*
- Schistosoma haematobium* Webbe, G.; and James, C., 1971 b  
Nigerian and Iranian strains compared: recovery of adult worms, size of adult worms, uterine egg counts, egg production, distribution of eggs in tissues  
hamsters (exper.)  
*Mastomys (Praomys) natalensis* (exper.)
- Schistosoma haematobium* Webbe, G.; and James, C., 1972 a  
characteristics of infection in *Bulinus globosus*, *Bulinus truncatus*
- Schistosoma haematobium* Weber, M.C.; Blair, D.M.; and Clarke, V.deV., 1967 a  
egg distribution, microturbation flow, statistics, counting technique
- Schistosoma haematobium* Weber, M. C.; Blair, D. M.; and Clarke, V. de V., 1969 a  
humans, diagnosis, egg distribution in urine as indication of duration of infection
- Schistosoma haematobium* Weber, M.C.; Blair, D. M.; and Clarke, V. de V., 1969 b  
humans, successful treatment with niridazole, black eggs in urine persist over 1 year
- Schistosoma haematobium* Wijers, D. J. B.; and Munanga, P. N., 1971 a  
prevalence survey, schoolchildren, epidemiology  
Mfangano Island, Lake Victoria, Kenya
- Schistosoma haematobium* Wright, C.A.; and Knowles, R.J., 1972 a  
discrimination from *S. capense* on basis of intermediate hosts probably not justified; strains, biological characteristics, growth
- Schistosoma haematobium* van Wyk, J. A., 1971 b  
counting ova, improved techniques
- Schistosoma haematobium* Zakaria, H., 1959 b  
early history, *Bulinus truncatus* as intermediate host  
Iraq
- Schistosoma haematobium* Zaki, A. A. A., 1971 a  
snail vector control program, bayluscide, unsuccessful  
Egypt
- [*Schistosoma*] *haematobium* Zilberg, B., 1970 a  
children, diagnosis, early stages, unusual symptoms of urticaria, purpura, cardiac and cerebral manifestations
- Schistosoma haematobium* Zuidema, P. J., 1970 a, fig.  
imported by travelers, clinical review, surgical aspects  
Netherlands
- Schistosoma hippopotami* Thurston, J. P., 1971 a  
miracidia and cercariae not found  
Queen Elizabeth National Park, Uganda  
+*Hippopotamus amphibius* (pulmonary arteries and vena cava)
- Schistosoma incognitum* Ahluwalia, S. S., 1971 a,  
post-cercarial development, albino mice  
figs.

- Schistosoma incognitum* Ahluwalia, S. S., 1972 a  
immunity, intradermal test, groin, pigs
- Schistosoma incognitum* Ahluwalia, S. S., 1972 b, figs  
pathological changes, various organs, pigs, experimentally infected
- Schistosoma incognitum* Ahluwalia, S. S.; and Dutt, S. C., 1972 a  
symptoms, haematology, growth, domestic pig
- Schistosoma incognitum* Khuddus, C. A.; and Rao, N. S. K., 1971 a  
dog  
Bangalore
- Schistosoma incognitum* Manohar, L.; Rao, P. V.; and Swami, K. S., 1972 a  
variations, aminotransferase activity and total free amino acid level, body fluid, *Lymnaea luteola*
- Schistosoma incognitum* Rai, P.; and Ahluwalia, S. S., 1958 b  
(Chandler, 1926)  
Syn.: *S. suis*  
pigs  
Aligarh
- Schistosoma indicum* Banerjee, K. N.; Mookherjee, M.; and Das Gupta, C. K., 1972 a  
cross-bred Holstein bull  
West Bengal
- Schistosoma intercalatum* Clarke, V. de V., 1966 b  
man, possible development of resistance, increased with age
- Schistosoma intercalatum* Deschiens, R. E. A., 1971 a  
spread southward among humans, appropriate snail vectors present  
Sud-Cameroun
- Schistosoma intercalatum* Deschiens, R. E. A.; Delas, A.; Ngalle-Edimo, S.; and Poirier, A., [1969 b]  
human, distribution, vectors  
Cameroun
- Schistosoma intercalatum* Deschiens, R.E.A.; Vauthier, C.; and Nordau, C. G., 1972 a  
biology and ecology of vector, *Bulinus forskalii*
- Schistosoma intercalatum* Gilles, J. C., 1971 a  
human, distribution, incidence  
Libreville, Gabon
- Schistosoma intercalatum* Hillemand, B., 1963 a  
cause of human illness  
Congo
- Schistosoma intercalatum* Miller, R. L.; and Taylor, M. G., 1972 a, fig.  
identification of schistosome eggs by the Ziehl-Neelsen technique
- Schistosoma intercalatum* Miller, R.L.; and Taylor, M.G., 1972 b  
eggs, diagnostic differentiation, Ziehl-Neelsen staining
- Schistosoma intercalatum* Pautrizel, R. et al., 1966 a  
human  
Bordeaux (returned from Gabon)
- Schistosoma intercalatum* Wright, C.A.; Southgate, V.R.; Fisher, 1934  
morphology, pathology, hosts, geographic distribution, comparison to *S. mattheei*  
extensive review  
Bulinus forskalii (nat. Edea and exper.)  
*Merocricecus auratus* (exper.)  
*Meriones libycus* "  
*Rattus norvegicus* "  
*Mus musculus* "  
*Cavia porcellus* "  
*Oryctolagus cuniculus* "  
*Capra hircus* (veins) "  
*Ovis aries* (liver, faeces, veins) (exper.)  
*Macaca mulatta* (exper.)  
*Mandrillus leucophaeus* (exper.)  
*Saimiri sciureus* (exper.)  
*Cebus* sp. (exper.)  
*Didelphis marsupialis* (intestine, liver) (exper.)  
*Acomys cahirinus* (lung) (exper.)  
*Bulinus cernicus* (exper.)  
*B. senegalensis* "  
*B. scalaris* "  
*B. camerunensis* "  
*B. wrighti* "  
*B. globosus* "
- Schistosoma japonicum* Bruce, J. I.; Ruff, M. D.; Belusko, R. J.; and Werner, J. K., 1972 a  
amino acid utilization, sex differences, compared to *Schistosoma mansoni*
- Schistosoma japonicum* Bruce, J. I.; Ruff, M. D.; Chiu, J.-K.; and Howard, L., 1971 a  
miracidia, oxygen uptake
- Schistosoma japonicum* Businco, L., 1966 a  
human, ambilhar
- Schistosoma japonicum* Cambournac, F. J. C., 1968 a  
humans, prophylaxis and control measures, review
- Schistosoma japonicum* Canet, J.; and Chenderovitch, J., 1968 a  
humans, colitis, prevention, treatment
- Schistosoma japonicum* Chernin, E., 1970 a  
miracidia, chemokinesis, snail-emitted substances
- Schistosoma japonicum* Chou, T. C. T.; Bennett, J.; and Bueding, E., 1972 a  
5-hydroxytryptamine, norepinephrine, dopamine concentration
- Schistosoma japonicum* Debray, C<sup>2</sup>; Leymarios, J.; and Marche, C., 1968 a  
humans, diagnosis, rectal mucosal biopsy  
France
- Schistosoma japonicum* Erickson, D. G.; et al., 1971 b  
*Aotus trivirgatus* (exper.), relative susceptibility, course of infection, host response
- Schistosoma japonicum* Erickson, D. G.; Bourgeois, J. G.; Sadun, E. H.; and Bueding, E., 1971 a  
rhesus monkeys, trans-5-amino-3[2-(5-nitro-2-furyl)-vinyl]-1,2,4-oxadiazole (SQ 18, 506)

- Schistosoma japonicum* cross-immunity with *S. mansoni*, rhesus monkeys Eveland, L. K.; Hsü, S. Y. L.; and Hsü, H-F., 1969 a
- Schistosoma japonicum* human, case report, prolonged survival of schistosomes Hall, S. C.; and Kehoe, E. L., 1970 a, figs. emigrated from Philippines to United States
- Schistosoma japonicum*-like aquatic hydrobiid snails as intermediate hosts as intermedate hosts dogs (nat. and exper.) *Lithoglyphopsis aperta* (exper.) white mice (exper.) hamsters " humans Khong Island Khong Island
- Schistosoma japonicum* humans, review Hillemand, B., 1963 a
- Schistosoma japonicum* immunization, chimpanzees, X-irradiated cercariae Hsü, S. Y. L., 1970 a
- Schistosoma japonicum* pathogenicity, eggs, compared with *Schistosoma mansoni*, livers, albino mice, rhesus monkeys Hsü, S. Y. L.; Hsü, H. F.; Davis, J. R.; and Lust, G. L., 1972 a
- Schistosoma japonicum* serum IgE level, human, stibnal Ito, K.; Sawada, T.; and Sato, S., 1972 a
- Schistosoma japonicum* junctional nodules, human Papio cynocephalus (small intestine, rectosigmoid, mesenteries) (exper.) Kean, B. H.; and Dennis, D.T., 1971 a, figs.
- Schistosoma japonicum* human, raised levels of serum IgE Kojima, S.; Yokogawa, M.; and Tada, T., 1972 a
- Schistosoma japonicum* humans, clinical review, diagnosis, intermediate hosts, control Lambert, C. R., 1966 d
- Schistosoma japonicum* parasitologic, clinical, serologic, pathological observations, experimental host chimpanzees (exper.) (liver, intestines, lungs, feces, mesentery) von Lichtenberg, F.; et al., 1971 b, figs.
- Schistosoma japonicum* granulomas, comparative histopathology, hamster von Lichtenberg, F.; Erickson, D. G.; and Sadun, E. H., 1973 a
- Schistosoma japonicum* renal lesions, rabbits, possible experimental model von Lichtenberg, F.; Sadun, E.H.; and Bruce, J.I., 1972 a
- Schistosoma japonicum* malacological survey, epidemiological implications Mandahl-Barth, G.; Malaisse, F.; and Ripert, C., 1972 a Lufira artificial lake area, Katanga
- Schistosoma japonicum* human, chronic hepatic fibrosis, diagnosis, radioisotope scanning Okuda, K<sup>2</sup>; Shimokawa, Y.; and Yakushiji, F., 1970 a Japan
- Schistosoma japonicum* humans, cerebral complications, diagnostic problems, clinical aspects, case reports, stibophen Opiniano, V., 1967 a Pastrana, Leyte, Philippines
- Schistosoma japonicum* humans, statistically associated with homicidal injuries and deaths and alcoholism, inability to detoxify alcohol, malnutrition Opiniano, V., 1969 a Northern Leyte and Samar Provinces, Philippines
- Schistosoma japonicum* human, epidemiology, diagnosis, clinical review Peloux, Y., 1964 a
- Schistosoma japonicum* modified complement fixation, diagnosis, rabbits Tanaka, H.; et al., 1972 a
- Schistosoma japonicum* "tentative species diagnosis", egg morphology human (feces) Taylor, R. G.; and Moose, J. W., 1971 a, fig. Khong Island, Mekong River, Laos
- Schistosoma japonicum* fatty acid and sugar compositions Ueda, T.; and Sawada, T., 1968 a
- Schistosoma japonicum* miracidia, transformation into young sporocysts, requirements in axenic and monoxenic cultures Voge, M.; and Seidel, J. S., 1972 a, figs.
- Schistosoma japonicum* Ilan race of *Oncomelania hupensis formosana* susceptible to Philippine strain Wang, Y. C.; and Fan, P. C., 1972 a
- Schistosoma japonicum* intestinal obstruction, mice Warren, K. S., 1969 b
- Schistosoma japonicum* Philippine, Formosan, Japanese, Chinese strains, hepatosplenic disease, mice Warren, K. S.; and Berry, E. G., 1972 a, figs.
- Schistosoma mansoni* ocular, exper. animals Abboud, I.A.; Hanna, L.S.; and Ragab, H.A.A., 1971 a, figs.
- Schistosoma mansoni* murine, thyroid function Abdel Wahab, M. F.; Warren, K. S., and Levy, R. P., 1971 a
- Schistosoma mansoni* humans, hyccanthone intramuscularly de Agostini, A. R., 1972 a Jabotão (Pernambuco), Brasil
- Schistosoma mansoni* cercaria, ciliary formation of excretory system, staining technique Albaret, J.-L., 1973 a, figs.
- Schistosoma mansoni* ova, human brain, case reports, clinical review Alemán G., C., 1966 a Venezuela
- Schistosoma mansoni* sera of Rhodesian patients, diagnosis, bentonite flocculation test Allain, D. S.; Chisholm, E. S.; and Kagan, I. G., 1972 a
- Schistosom[a] mansoni* ecology, snail vectors, control, review Allanson, B.R., 1970 a Southern Africa
- Schistosom[a] mansoni* humans, glucosamine chlorhydrate de Almeida, N. (jr.), 1961 a
- Schistosoma mansoni* humans, aminonitrothiazolyl given with benzodiazepine, decreased central nervous system toxicity de Almeida, N. (jr.); de Oliveira, J.; and de Castro, A. M., 1967 a
- Schistosoma mansoni* humans, glucosamine de Almeida, N. (jr.); Tartaglia, D.; de Carvalho, A.; and Corrêa, R. M., 1961 a

- Schistosoma mansoni human, rectal polyps de Alvarenga, R. J.; and Pinto, E. P., 1960 a, figs. Brasil
- Schistosoma mansoni human, serological diagnosis, immunofluorescence Ambroise-Thomas, P., 1970 c
- Schistosoma mansoni immunity produced by S. bovis, S. mattheei, S. rodhaini, mice Amin, M.B.A.; and Nelson, G. S., 1969 a
- Schistosoma mansoni cross-immunity with bovine schistosomes, rhesus monkeys Amin, M.B.A.; Nelson, G.S.; and Saoud, M.F.A., 1968 a
- Schistosoma mansoni comparison, behavior of geographical strains, mouse Anderson, L.A.; and Cheever, A.W., 1972 a
- Schistosoma mansoni adult worms, human spleen, possible direct migration Andrade, Z. A., 1962 c, figs.
- S[chistosoma] mansoni humans, clinical review Andrade, Z. A., 1963 b
- Schistosoma mansoni portal hypertension, obstructive intrahepatic vascular lesions Andrade, Z. A.; and Cheever, A. W., 1971 a
- Schistosoma mansoni human liver, spleen, portal hypertension, pathological changes, review Andrade, Z.A.; and Ferraz, G.S., 1971 a
- Schistosoma mansoni immunopathology, review Andrade, Z. A.; and Prata, A. R., 1969 a, figs.
- Schistosom[a] mansoni human, early and chronic stages, immunoglobulin levels determined by reverse immunodiffusion technique Antunes, L. J.; et al., 1971 a
- Schistosoma mansoni human intestine, endoscopic diagnosis Arantes Pereira, O.; and Soares, E., 1962 a
- Schistosoma mansoni human, distribution, prevalence, vectors Arfaa, F., 1972 a Yemen Arab Republic
- Schistosoma mansoni cercariae in various solutions, longevity, attrition kinetics, life table, survival and hazard functions Asch, H. L.; and Drane, W., 1972 a
- Schistosoma mansoni human, diagnosis, Katayama disease, increased immunoglobulin levels Ashworth, T. G., 1970 a
- Schistosoma mansoni tertiary antimony preparations, possible toxicity, EKG, blood serum changes Asshauer, E., 1966 a
- Schistosoma mansoni toxicity of insecticides to Biomphalaria alexandrina Atallah, Y. H.; and Ishak, M. M., 1971 a
- Schistosoma mansoni cercariae, penetration, stimulation by rat skin lipid fractions Austin, F. G.; Stirewalt, M. A.; and Danziger, R. E., 1972 a
- Schistosoma mansoni humans, chronic diarrhea, differential diagnosis Awori, N. W.; Rees, P. H.; and Roy, A. D., 1972 a Kenya
- Schistosoma mansoni survey, school children Baalawy, S. S., [1967 a] Ukerewe Island
- Schistosoma mansoni abundance of snail vectors on lake bottom and areas of maximum human activity Baalawy, S. S., 1971 a Lake Victoria
- Schistosoma mansoni Biomphalaria glabrata strains, hepatopancreas esterases, differences in frequencies Bair, R. D.; and Etges, F. J., 1973 a
- Schistosoma mansoni molluscicides, snail vectors, assessment of control in humans Barnish, G., 1970 a Rhodesia
- Schistosom[a] mansoni human, diagnosis, hepato-splenic radiography Barros, J.; and Borrotchin, M., 1960 a
- Schistosoma mansoni hyperparasitized (exper.) by Cotylurus lutzi sp. n. Basch, P. F., 1969 a
- Schistosoma mansoni antagonistic interaction, Cotylurus lutzi, single snail, Biomphalaria glabrata Basch, P. F.; Lie Kian Joe; and Heyneman, D., 1969 a, figs.
- Schistosoma mansoni humans, colitis, deoxy-tetracycline Bassaly, M.; and Gaber, A., 1967 a
- Schistosoma mansoni child, greater omentum, case report Bastos, C. de O.; Telles, F. C. de S.; de Próspero, J. D.; and Candelária, N., 1958 a, figs. Sao Paulo, Brasil
- Schistosoma mansoni 2,3,4,4a,5,6-hexahydro-1H-pyrazino[1,2-a]quinoline derivatives Baxter, C. A. R.; and Richards, H. C., 1972 a
- Schistosoma mansoni humans, clinical review, diagnosis, treatment, review Bernier, J. J., 1968 a
- Schistosoma mansoni pseudotumor, case report Bicalho, S. A., 1968 a
- Schistosoma mansoni patient survey, clinical symptoms, diagnosis, etiology Billingham, J. R., 1965 a Uganda
- Schistosoma mansoni mice, tendency towards decreased resistance to Ascaris suum Bindseil, E., 1970 c
- Schistosoma mansoni human, diagnosis, skin test antigen, poor results, cross-reactivity Blackburn, C. R. B.; and Ma, M. H., 1971 b New Guinea
- Schistosoma mansoni human, survey, stool, urine, routes of egg passage from body Blair, D. M., 1965 b Rhodesia
- Schistosoma mansoni development of ovum, position of miracidium in egg Blair, D. M., 1966 b
- Schistosoma mansoni young African native, mixed infection with S. haematobium and S. mattheei Blair, D.M.; and Weber, M.C., 1969 a Rhodesia
- Schistosoma mansoni human intestinal, diagnosis, macroscopic and microscopic techniques, comparisons Blair, D.M.; Weber, M.C.; and Clarke, V. de V., 1969 a Rhodesia
- Schistosoma mansoni human, hycanthone ineffective treatment, niridazole effective, case report Blair, D.M.; Weber, M.C.; and Clarke, V. de V., 1969 b Rhodesia
- Schistosoma mansoni mouse liver, pathogenesis, pathophysiology Bloch, E. H.; Abdel-Wahab, M. F.; and Warren, K. S., 1972 a



- Schistosoma mansoni nucleosidediphosphatase activity, tegument Bogitsh, D. J.; and Krupa, P. L., 1972 a, figs.
- Schistosoma mansoni ZnCl<sub>2</sub> metabolism, hamsters Booth, G. H. (jr.), and Schuleri, A. R., 1968 a
- Schistosoma mansoni delayed hypersensitivity, granuloma formation, dermal reactivity, macrophage migration inhibition, lymphocyte transformation, guinea pigs Boros, D. L.; Schwartz, H. J.; Powell, A. E.; and Warren, K. S., 1973 a, figs.
- Schistosoma mansoni guinea pig delayed hypersensitivity Boros, D. L.; Schwartz, H. J.; Warren, K. S.; and Seabury, L. R., 1971 a
- Schistosoma mansoni eggs, hypersensitivity granulomas, antimacrophage Boros, D. L.; and Warren, K. S., 1971 b
- Schistosoma mansoni possible consequences of urbanization on disease transmission, East African development compared with urbanization in Brazil, changing water resources, usage Bradley, D. J., 1968 d
- Schistosoma mansoni pyruvate kinase Brazier, J. B.; and Jaffe, J. J., 1973 a
- Schistosoma mansoni metabolism, steroid hormones Briggs, M. H., 1972 a
- Schistosoma mansoni renal lesions, pathology, monkeys de Brito, T.; et al., 1971 a
- Schistosoma mansoni allergic reaction, egg, hepatic portal space de Brito, T.; and Montenegro, M. R., 1969 a, figs.
- Schistosoma mansoni snail vectors, distribution, possible environmental control measures Brown, D. S., 1964 a
- Schistosoma mansoni gut ultrastructure during hepatoportal phase of migration, mice Bruce, J. I.; Pezzlo, F.; Yajima, Y.; and McCarty, J. E., 1971 a
- Schistosoma mansoni amino acid utilization, sex differences, compared to Schistosoma japonicum Bruce, J. I.; Ruff, M. D.; Belusko, R. J.; and Werner, J. K., 1972 a
- Schistosoma mansoni miracidia, oxygen uptake Bruce, J. I.; Ruff, M. D.; Chiu, J.-K.; and Howard, L., 1971 a
- Schistosom[a] mansoni human liver, autopsy survey Bruni Celli, B.; et al., 1959 a
- Schistosoma mansoni pathology, mice depleted of thymus-dependent lymphocytes, altered course of infection Buchanan, R. D.; Fine, D. P.; and Colley, D. G., 1973 a
- Schistosom[a] mansoni human liver, relationship to cirrhosis, fibrosis Buchanan, W. M., 1971 a, fig.
- Schistosoma mansoni humans, skin test survey, larger proportion males than females, peak age 20 years Buck, A. A.; et al., 1965 a
- Schistosoma mansoni complement fixation and slide flocculation tests, geographic variations, endemic and non-endemic areas Buck, A. A.; and Anderson, R. I., 1972 a
- Schistosoma mansoni inhibition, cholinesterases, metrifonate and dichlorvos, hamsters Chad; Ethiopia; Peru; Afghanistan Bueding, E.; Liu, C. L.; and Rogers, S. H., 1972 a
- Schistosoma mansoni trans-5-amino-3-[2-(5-nitro-2-furyl)-vinyl]-1,2,4-oxadiazole (SQ 18,506), mice, hamsters Bueding, E.; Náquira, C.; Bouwman, S.; and Rose, G., 1971 a
- Schistosoma mansoni human, ambilhar Businco, L., 1966 a
- [Schistosoma] mansoni disease spread, public health and epidemiological aspects of dams being built in Brazil Cabral, H. R. A. (hijo), 1972 a
- Schistosoma mansoni humans, prophylaxis and control measures, review Cambourmac, F. J. C., 1968 a
- Schistosoma mansoni 4,4'-dinitrocarbanilide preparations, suppression of hepatic lesions, mice Campbell, W. C.; and Rogers, E. F., 1971 a
- Schistosoma mansoni diagnosis, circumoval precipitin test, quantitation Cancio, M.; Rivera de Sala, A.; and Rodríguez-Molina, R., 1966 a
- Schistosoma mansoni humans, colitis, prevention, treatment Canet, J.; and Chenderovitch, J., 1968 a
- Schistosoma mansoni humans, diagnosis, immunoelectrophoresis Capron, A., 1968 a
- Schistosoma mansoni worm fragment explants, cell culture established Capron, A.; and Dupas, H., 1972 a, figs.
- Schistosoma mansoni growth of tumors, rats, hamsters Capron, A.; Wattré, P.; Capron, M.; and Lefebvre, M. N., 1972 a
- Schistosoma mansoni human heart, myocarditis associated with Chagas disease, case report Carvalhal, S. S.; Lichtig, C.; Saad, F. A.; and Bocanegra, J., 1965 a, figs.
- Schistosoma mansoni human, diagnosis, review Carvalho, J. S., 1960 a
- Schistosoma mansoni humans, niridazole, electrocardiographic alterations Carvalho, S. de M.; Loyola, J. C.; Colen, S. E.; and Neves, J. G., 1969 a
- Schistosom[a] mansoni human heart, pulmonary hypertension, clinic, radiological and electrocardiographical review Cavalcanti, I. de L.; Tompson, G.; de Souza, N.; and Barbosa, F. S., 1962 a
- Schistosoma mansoni human, gall bladder, fibrotic cholecystitis Chaves, E., 1959 a, figs.
- Schistosoma mansoni human pulmonary endarteritis, vascular changes, portal hypertension Bahia, Brazil Chaves, E., 1966 d
- Schistosoma mansoni potassium hydroxide digestion egg counting technique, conditions affecting accuracy, mouse livers Cheever, A. W., 1968 b

- Schistosoma mansoni rhesus monkeys, heavy and light infections, pathology, immunity Cheever, A. W.; and Powers, K. G., 1972 a
- Schistosoma mansoni glucose levels, infected Biomphalaria glabrata Cheng, T. C.; and Lee, F. O., 1971 a
- Schistosoma mansoni miracidia, chemokinesis, snail-emitted substances Chernin, E., 1970 a, fig.
- Schistosoma mansoni miracidia, snail conditioned water, stimulation of penetrative activity Chernin, E., 1972 a
- Schistosoma mansoni experimental transmission, brackish water Chernin, E.; and Bower, C., 1971 a
- Schistosoma mansoni miracidia, protection of snails by aquatic invertebrates Chernin, E.; and Perlstein, J. M., 1969 a
- Schistosoma mansoni Biomphalaria glabrata hemolymph containing parasitocidal bacteria, "curative" effect for infected mice Chiriboga, J.; et al., 1971 a
- Schistosoma mansoni 5-hydroxytryptamine, norepinephrine concentration Chou, T. C. T.; Bennett, J.; and Bueding, E., 1972 a
- Schistosoma mansoni man, possible development of resistance, increased with age Clarke, V. de V., 1966 b
- Schistosoma mansoni human, epidemiological survey, possible relationship to acquired resistance, prevention, control, review Clarke, V. de V., 1966 c
- Schistosoma mansoni humans, ambilhar Clarke, V. de V.; and Blair, D. M., 1966 a Rhodesia
- Schistosoma mansoni survey, European school boys, possible relationship to intellectual development Clarke, V. de V.; and Blair, D. M., 1966 b Rhodesia
- Schistosoma mansoni humans, hycanthone, clinical trials Clarke, V. de V.; Blair, D.M.; and Weber, M. C., 1969 a Rhodesia
- Schistosoma mansoni human, acute stages (Katayama syndrome), clinical signs, epidemiology, report of outbreak Clarke, V. de V.; Warburton, B.; and Blair, D. M., 1970 a Rhodesia
- Schistosoma mansoni schistosomula cultivated in vitro, lethal effect of serum, characterization of responsible antibody Clegg, J. A.; and Smithers, S. R., 1972 a
- Schistosoma mansoni human antigen acquisition, in vitro cultivation, human blood Clegg, J. A.; Smithers, S. R.; and Terry, R. J., 1971 a
- Schistosoma mansoni gradual acquisition of host-type antigens at worm surface, evasion of immune response, concomitant immunity Clegg, J. A.; Smithers, S. R.; and Terry, R. J., 1971 b
- Schistosoma mansoni intradermal skin test survey, school children, negative results de Coen, J. G.; and Mendoza, H. R., 1968 a Santo Domingo, Dominican Republic
- Schistosoma mansoni glucose-6-phosphate dehydrogenase Coles, G. C., 1970 d
- Schistosoma mansoni larval stages, carbohydrate metabolism Coles, G. C., 1972 a
- Schistosoma mansoni oxidative phosphorylation, adults Coles, G. C., 1972 b
- Schistosoma mansoni metabolism, review Coles, G. C., 1973 a, fig.
- Schistosoma mansoni cytochrome c, cercariae Coles, G. C.; and Hill, G.C., 1972 a
- Schistosoma mansoni snail vector control, public water works, chlorination satisfactory Coles, G. C.; and Mann, H., 1971 a Uganda
- Schistosoma mansoni egg antigen-induced lymphocyte blastogenesis Colley, D. G., 1971 a
- Schistosoma mansoni intradermal immune responses, mice Colley, D. G., 1972 a
- Schistosoma mansoni mice, cercarial exposure, dermal reactions, both antibody-mediated and lymphocyte-mediated Colley, D. G.; Magalhães, A. (filho); and Coelho, R. B., 1972 a
- Schistosoma mansoni human intestinal, complicated by fibroplastic endocarditis, surgical treatment Colonna, D.; et al., 1966 a
- Schistosoma mansoni role of oestrus of Crice-tus auratus in development Combescot, C.; Barrabes, A.; and Demaret, J., 1971 a
- Schistosoma mansoni disease prevalence, degree of infection, not influenced by simultaneous sickle cell hemoglobinopathy Cook, J.A.; Kellermeyer, W.F. (jr.); Warren, K.S.; and Kellermeyer, R.W., 1972 a
- Schistosoma mansoni immunity transfer, hyper-immune antischistosome gamma globulin, children, negative results Cook, J. A.; Warren, K. S.; and Jordan, P., 1972 a St. Lucia, West Indies
- Schistosoma mansoni immunological studies, human, with or without hepatosplenic disease Cook, J. A.; Woodstock, L.; and Jordan, P., 1972 a St. Lucia, West Indies
- Schistosoma mansoni human, diagnosis, applications of fluorescent antibody technique, review Cookson, L.O.C., 1963 a, figs.
- Schistosoma mansoni humans, schistosomicides, review Coutinho, A. D., 1968 b
- Schistosoma mansoni humans, portal hypertension, surgical treatment Couto, D. (jr.), 1966 a
- Schistosoma mansoni technique, laboratory maintenance, continuous flow heart-lung apparatus Cowper, S.G.; and Bell, D.R., 1971 a
- Schistosoma mansoni culture, continuous flow medium Cowper, S. G.; Fletcher, K. A.; and Maegraith, B. G., 1972 a
- Schistosoma mansoni mice, increased liver xanthine oxidase activity Crosby, P. F.; Matos, M. L.; and Rivera-Collazo, E., 1969 a
- Schistosom[a] mansoni humans, glucosamine chlorhydrate da Cunha, A. S., 1961 a
- S[chistosoma] mansoni human, review, medical treatment, active forms da Cunha, A. S., 1968 a

- Schistosoma mansoni* da Cunha, A. S., 1968 b, figs. quantitative oogram, treatment evaluation, drug trials
- Schistosoma mansoni* baboons, failure to immunize with surgical transfer of adult worms Damian, R. T.; Greene, N. D.; and Fitzgerald, K., 1972 a
- Schistosoma mansoni* human urinary tract, case report Davidson, J. A.<sup>2</sup>, 1965 a Canada (lived previously in Central America)
- Schistosoma mansoni* schistosomula surface, host antigen adsorption Dean, D. A.; and Sell, K. W., 1972 a
- Schistosoma mansoni* humans, diagnosis, rectal mucosal biopsy Debray, C.<sup>2</sup>; Leymaris, J.; and Marche, C., 1968 a France
- Schistosoma mansoni* immunodiagnostic methods, Deelder, A. M., 1973a, figs. Swiss mice
- Schistosoma mansoni* human, distribution, vectors Deschiens, R. E. A.; Delas, A.; Ngalle-Edimo, S.; and Poirier, A., [1969 b] Cameroun
- Schistosoma mansoni* classification of acute and chronic forms Dias, R. P.; and Bittencourt, D., 1971 a Brasil
- Schistosoma mansoni* multiplication, transplanted daughter sporocysts, snails DiConza, J. J.; and Hansen, E. L., 1972 a
- Schistosoma mansoni* humans, hycanthone, some liver toxicity Diop Mar, I.; Goraieb, G.; and Rey, M., 1972 a
- Schistosoma mansoni* glucose-6-phosphate-dehydrogenase Dodin, A.; Brygoo, E. R.; Richaud, J.; and Schoeller, J. P., 1966 a
- Schistosoma mansoni* pathology, small intestine, Swiss albino mice Domingo, E. O.; and Warren, K. S., 1969 a
- Schistosoma mansoni* human, spine, case report, myelitis Dominguez C., A.; and Borges I., J., 1962 a, figs. Venezuela
- Schistosoma mansoni* cercarial acetabular glands, fine structure Dorsey, C. H.; and Stirewalt, M. A., 1971 a, figs.
- Schistosoma mansoni* cercarial extracts, proteolytic enzymes, penetration Dresden, M. H.; and Asch, H. L., 1972 a
- Schistosoma mansoni* mass therapy, foreign students' hostels, Ciba 32,644-Ba Dufek, M.; et al., 1967 b Czechoslovakia
- Schistosoma mansoni* ambilhar, man Dufek, M.; and Kalivoda, R., 1967 c
- Schistosoma mansoni* humans, diagnosis, Ritchie formol-ether concentration technique Duncan, J.<sup>2</sup>; Lemma, A.; and Mazengia, B., 1970 a Ethiopia
- Schistosoma mansoni* human intestinal, history, epidemiology, pathology, extensive review El-Afifi, S. M., 1964 a, fig. Egypt
- Schistosoma mansoni* human, hepatic cirrhosis, ascites El-Ghaffar, Y. A., 1963 a
- [*Schistosoma*] *mansoni* human, intestinal mass, angiographic diagnosis El-Sallab, R.A.; and Aboul-Enein, A.A., 1967 a, figs.
- Schistosoma mansoni* antagonism of arsenicals and antimoniales Ercoli, N., 1967 a
- Schistosoma mansoni* toxicity, antimony compounds, mice Ercoli, N., 1971 a
- Schistosoma mansoni* *Aotus trivirgatus* (exper.), relative susceptibility, course of infection, host response Erickson, D. G.; et al., 1971 b
- Schistosoma mansoni* rhesus monkeys, trans-5-amino-3[2-(5-nitro-2-furyl)-vinyl]-1,2,4-oxadiazole (SQ 18,506) Erickson, D. G.; Bourgeois, J. G.; Sadun, E. H.; and Bueding, E., 1971 a
- Schistosoma mansoni* cross-immunity with *S. japonicum* and *S. bovis*, rhesus monkeys Eveland, L. K.; Hsu, S. Y. L.; and Hsu, H.-F., 1969 a
- Schistosoma mansoni* humans, niridazole, clinical findings, toxicity Eyakuze, V. M., 1968 a Mwanza, Tanzania
- Schistosoma mansoni* London-hooded and Wistar rats, susceptibility to experimental infection Fadl, A. M., 1971 a
- Schistosoma mansoni* niridazole treatment, mice on diets having different protein values Fadl, A. M., 1971 b
- Schistosoma mansoni* mild forms, metabolism of niridazole, man Faigle, J. W.; et al., 1970 a
- Schistosoma mansoni* advanced, metabolism of niridazole, man Faigle, J. W.; Coutinho, A. D.; Keberle, H.; and Barretto, F. T., 1970 a
- Schistosoma mansoni* humans, comparative evaluation, niridazole and potassium antimony tartrate Farid, Z.; et al., 1972 b
- Schistosoma mansoni* Ronnel, humans, poor results Febles Vizcarrondo, F.; and Ramos-Morales, F., 1966 a
- Schistosoma mansoni* boy, primary infection, after swimming in river in endemic area, case report Febres Villamil, P.; and Alayón, A., 1966 a Caracas, Venezuela
- Schistosoma mansoni* control experiment, sugar estate, vector control, human diagnosis, mass therapy Fenwick, A., 1971 a Tanzania
- Schistosoma mansoni* transmission, control program of molluscicides, mass therapy, employees on sugar estate using irrigation Fenwick, A., 1972 a Tanzania
- Schistosoma mansoni* human intestinal, hycanthone Fernandes, P., 1972 a Brasil
- [*Schistosoma*] *mansoni* liver, experimental rats, partial hepatectomy, liver regeneration Ferraz, E.M., 1967 a
- S[*chistosoma*] *mansoni* human intestinal, differential diagnosis, intestinal cancer Ferreira, L.C., 1961 a
- Schistosoma mansoni* snail control Ferrer Farfa, H., 1972 a Venezuela
- Schistosoma mansoni* youth, hepatosplenic form, multiple granulomatous lesions in body organs, nervous system, kidneys, fatal illness Filomeno, A. P.; de Carvalho, P. M.; and Miziara, H. L., 1973 a Brasil

- Schistosoma mansoni Fine, D. P.; Buchanan, R. D.; immunological unresponsiveness, eosinophilia, mice depleted of thymus-dependent lymphocytes and Colley, D. G., 1973 a
- Schistosoma mansoni Floch, H. A., 1971 a snail control Guadeloupe
- Schistosoma mansoni Floch, H. A.; and Floch, T., Paris green, mollusk vector control, 1966 a
- S[chistosoma] mansoni Forrest, M. G. A., 1964 a human, possible distortion of Hematest for occult blood in feces
- Schistosoma mansoni Foster, R.; and Broomfield, K. E., 1971 a development, rhesus monkeys,
- Schistosoma mansoni Foster, R.; Cheetham, B. L.; adult forms, UK<sub>2</sub>883, drug efficacy trials, 1971 a comparisons, rodents, primates
- Schistosoma mansoni Foster, R.; Cheetham, B. L.; drug efficacies, comparison tests, lucanthone, hycanthone, niridazole, mirasam, mice Mesmer, E. T.; and King, D. F., 1971 a
- Schistosoma mansoni Foster, R.; Mesmer, E. T.; UK 3883, pre-patent infection, mice Cheetham, B. L.; and King, D. F., 1971 a
- Schistosoma mansoni Fraga, F.; and Reifur, E. E., 1971 a human hepatic form, case report, hepatic biopsy, hycanthone
- Schistosoma mansoni Fraga de Azevedo, J.; Gil, F. B.; de Carvalho Barreira, F.; and da Rocha, R. M., 1967 a ambilhar, absorption and elimination, humans
- Schistosoma mansoni Francis, T. I., 1971 a, fig. 2 humans, hepatic fibrosis, case reports, diagnosis Nigeria
- Schistosoma mansoni Frank, G. H., 1966 a low temperatures, development, emergence, light, periodicity, cercariae
- Schistosoma mansoni Fripp, P. J., 1973 a oxamniquine, mice, vervet monkeys, multimammate mice
- Schistosoma mansoni Fugliuolo, R.; et al., 1973 a humans, hepato-splenic and cirrhotic forms, cytopenia
- S[chistosoma] mansoni Gane, F. C.; Hunt, A. L. C.; humans, diagnosis, fluorescent antibody test, test comparisons Booth, R. L., 1964 a
- S[chistosoma] mansoni Gear, J. H. S., 1968 a human, diagnosis, ova in excreta or biopsy specimen
- Schistosoma mansoni Gear, J. H. S.; Fripp, P. J.; laboratory maintenance, monkeys (exper.) Armstrong, F. I.; and Howaldt, H. G., [1969 a]
- Schistosoma mansoni Gelfand, M., 1963 c human intestinal, clinical review, statistics
- S[chistosoma] mansoni Gelfand, M., 1965 a boys, survey, occurrence, bladder calcifications Salisbury, Rhodesia
- Schistosoma mansoni Gelfand, M., 1965 b human intestinal, caused by Schistosoma, case report Tete, Portuguese East Africa
- Schistosoma mansoni Gelfand, M.; Ross, M. D.; distribution, female reproductive tract, survey, autopsies Blair, D. M.; and Weber, M. C., 1971 a Mashonaland, Rhodesia
- Schistosoma mansoni Gentilini, M.; and Carbon, C., 1967 a humans, schistosomicides, review
- Schistosoma mansoni Gentilini, M.; and Pinon, J. M., 1967 a human urinary tract, X-ray diagnosis, clinical review
- S[chistosoma] mansoni Gentilini, M.; and Thérizol, M., 1967 a, fig. laboratory diagnostic methods, review
- Schistosoma mansoni Gilbert, B.; et al., 1970 a prophylaxis, active and inactive terpenes
- Schistosoma mansoni Gilbertson, D. E.; and Michelson, E. H., 1969 a infected Biomphalaria glabrata, RNA precursors, incorporated into digestive gland
- Schistosoma mansoni Girgis, N. I.; Khayyal, M. T.; tartar emetic, hamsters, and McConnell, E., 1969 a glycerol and propylene glycol in aqueous solution, influence on uptake and activity of drug
- Schistosoma mansoni Girgis, N. I.; Mansour, N. S.; and Henry, W., 1973 a immature stages, hycanthone intraperitoneally, hamsters, good results
- Schistosoma mansoni Girgis, N. I.; Mansour, N. S.; possible increased therapeutic effects, tartar emetic administered with glucosamine, laboratory trials Khayyal, M. T.; and Henry, W., 1972 a
- Schistosoma mansoni Goldin, D.; and Barclay, R., 1972 a distribution, not found in survey of undeveloped northern areas Zambia
- Schistosoma mansoni Goldsmith, E. I.; and Kean, B. H., 1966 a surgical removal, adult worms, baboons
- Schistosoma mansoni Grant, C. T.; and Senft, A. W., 1971 a proteolytic enzyme
- Schistosoma mansoni Greene, N. D.; and Damian, R. T., 1972 a two types of skin-sensitizing antibodies, baboons
- Schistosom[a] mansoni Guimarães, R. C.; and Campos, R. P., 1971 a human liver, hepatocytes, cytoplasmic and nuclear volumetric relationships
- Schistosoma mansoni Guimarães, R. X., 1971 a, fig. diagnosis, fecal examination, humans
- Schistosoma mansoni Halsted, C. H.; Sheir, S.; and Raasch, F. O., 1969 a human intestine Egypt
- Schistosoma mansoni Hansen, E. L.; and Perez-Mendez, G., 1972 a, figs. daughter sporocysts, scanning electron microscopy
- Schistosoma mansoni Hariton, I.; and Bruni Celli, B., 1966 a human intestinal, granuloma, case reports, diagnosis Venezuela
- Schistosoma mansoni Hass, D. K.; Collins, J. A.; Dichlorvos, rhesus monkeys, low toxicity and Kodama, J. K., 1972 a

- Schistosoma mansoni* parabiotic joining of snail host, transfer of inhibitory substances Heyneman, D.; Lim, H. K.; and Jeong, K. H., 1971 a
- Schistosoma mansoni* humans, review Hillemand, B., 1963 a
- Schistosoma mansoni* prevalence of human infection, presence of potential snail vectors Hira, P. R., 1970 a  
Siavonga, Lake Kariba, Zambia
- Schistosoma mansoni* active focus of transmission to man, snail intermediate hosts Hira, P. R., 1970 b  
Siavonga, Lake Kariba, Zambia
- Schistosoma mansoni* development in *Biomphalaria glabrata*, sublethal concentrations of triphenyl lead acetate Hira, P. R.; and Webbe, G., 1972 a
- Schistosoma mansoni* fine structure, multi-layered outer membrane Hockley, D.J.; and McLaren, D.J., 1971 a
- Schistosoma mansoni* tegumental outer membrane, changes during development, cercaria to schistosomula to adult Hockley, D. J.; and McLaren, D. J., 1973 a
- Schistosoma mansoni* *Macrostomum gigas* (a turbellarian) as a predator on cercariae Holliman, R. B.; and Mecham, J., 1971 a, figs.
- Schistosoma mansoni* haemoglobin digestion residue pigment, comparison with *Plasmodium berghei* Homewood, C. A.; and Jewsbury, J. M., 1972 a
- Schistosoma mansoni* pigment formed during hemoglobin digestion, compared with that formed by *Plasmodium berghei* Homewood, C. A.; Jewsbury, J. M.; and Chance, M. L., 1972 a
- Schistosoma mansoni* glucose-6-phosphate dehydrogenase deficient children, treatment with hycanthone, no evidence of haemolysis Howell, S. B.; and Cook, J. A., 1971 a  
St. Lucia, West Indies
- Schistosoma mansoni* pathogenicity, eggs, compared with *Schistosoma japonicum*, livers, albino mice, rhesus monkeys Hsu, S. Y. L.; Hsu, H. F.; Davis, J. R.; and Lust, G. L., 1972 a
- Schistosoma mansoni* human, granulomatous myocarditis, case report Huggins, D. W., 1969 h  
Brasil
- Schistosoma mansoni* human hepato-splenic form, hycanthone, single-dose treatment Huggins, D. W.; Correia, J. U.; and de Souza, E. M., 1973 a  
Brasil
- Schistosoma mansoni* diagnosis, indirect fluorescent antibody technique, calves Hussein, M. F., 1972 a
- Schistosoma mansoni* humans, catching in fresh water streams, transfer of eggs from fecal remains on skin Husting, E. L., 1965 a  
Africa
- Schistosoma mansoni* humans, egg passage, statistical analysis Husting, E. L., 1965 b
- [*Schistosoma*] *mansoni* a consideration in diagnostic liver histopathology Hutt, M. S. R., 1971 a  
Uganda
- Schistosoma mansoni* 5-nitrothiazoles, 5-nitro-4-thiazolines Islip, P. J.; Closier, M. D.; and Neville, M. C., 1973 a
- Schistosoma mansoni* 5-nitrothiazoles; 5-nitro-4-thiazolines, mice Islip, P.J.; Closier, M. D.; and Neville, M. C., 1974 a
- Schistosoma mansoni* 5-nitrothiazoles, 5-nitro-4-thiazolines Islip, P. J.; Closier, M. D.; and Weale, J. E., 1973 a
- Schistosoma mansoni* absorption kinetics, monosaccharides Isseroff, H.; Bontá, C. Y.; and Levy, M. G., 1972 a
- Schistosoma mansoni* amino acid transport Isseroff, H.; and Levy, M., 1972 a
- Schistosoma mansoni* human, central nervous system, case report Jabur, P., 1960 a  
São Paulo, Brasil
- Schistosoma mansoni* dihydrofolate reductase activity, sensitivity to various drugs Jaffe, J. J.; McCormack, J. J.; and Meymarian, E., 1972 a
- Schistosoma mansoni* tubercidin, after absorption into red blood cells, mice Jaffe, J. J.; Meymarian, E.; and Doremus, H. M., 1971 a
- Schistosoma mansoni* metrifonate, hamsters, localization during and after treatment James, C.; Webbe, G.; and Preston, J. M., 1972 a
- Schistosoma mansoni* metrifonate, hamsters, mode of action James, C.; Webbe, G.; and Preston, J.M., 1972 b
- Schistosoma mansoni* experimental procedures, evaluation of chemoprophylactic compounds, niridazole, lucanthone hydrochloride, mice, hamsters Jewsbury, J. M., 1972 a
- Schistosoma mansoni* radio-labelled cercariae Jewsbury, J. M.; and Homewood, C. A., 1971 a
- Schistosoma mansoni* combined control measures of molluscicides for snail hosts and mass therapy with schistosomicides for human population Jordan, P., 1965 b  
East Africa
- Schistosoma mansoni* human liver, intra-hepatic vascular system Jorge, P. A. R.; and Carvalho, S. dos S., 1967 a, figs.
- Schistosoma mansoni* human, granuloma, intestinal obstruction Jorge, P. A. R.; Carvalho, S. dos S.; and Modesto, N., 1967 a, fig.  
São Paulo
- Schistosoma mansoni* humans, ambilhar Katz, N.; et al., 1966 a
- Schistosoma mansoni* humans, ambilhar combined with barbiturates, decreased toxic reactions Katz, N.; Cangado, F. A. X.; and Pellegrino, J., 1967 a
- Schistosoma mansoni* quantitative stool examinations, evaluation of Kato's method Katz, N.; Coelho, P. M. Z.; and Pellegrino, J., 1970 a
- Schistosoma mansoni* junctional nodules, mice, hamsters Kean, B. H.; and Dennis, D.T., 1971 a, figs.
- Schistosoma mansoni* immunoglobulins compared, infected and noninfected populations Kellermeyer, R. W.; et al., 1973 a

- Schistosoma mansoni* Kemp, W. M., 1970 a, figs. ultrastructure, Cercarienhüllen reaktion, glycoproteins, surface coat
- Schistosoma mansoni* Kemp, W. M., 1972 a Cercarienhüllen reaktion, complement dependent IgG antibody
- Schistosoma mansoni* Khafagy, M. M.; El-Bolkainy, M. N.; and Mansour, M. A., 1972 a, fig. precedes bladder carcinoma Egypt
- Schistosoma mansoni* Khayyal, M. T.; Saleh, S.; and Masri, A. M., 1973 a rabbits, antimonyl potassium tartrate toxicity reduced by penicillamine
- Schistosoma mansoni* Kilala, G. P., [1967 a] abdominal complications, prevalence, school children Ukerewe Island
- Schistosoma mansoni* Kinoti, G. K., 1971 b miracidium, attachment and penetration apparatus, failure to identify leucine aminopeptidase and mucin in "gland" contents
- S[*chistosoma*] *mansoni* Kloetzel, K.; Faleiros, J. J.; and Mendes, S.R., 1971 a mixed infection with [*Trypanosoma*] *cruzi*, mice, increased and longer parasitemia
- Schistosoma mansoni* Krotov, A. I.; and Rozanova, L. N., 1971 a neuromuscular system, drug effects, developmental physiology
- Schistosoma mansoni* Krupa, P.L.; and Bogitsh, B.J., 1972 a, figs. sporocysts, developing cercariae, ultrastructural localization, phosphohydro-lase activities
- Schistosoma mansoni* Kubasta, M., 1964 a humans, prevalence survey, epidemiology, possible control measures Harar Province, Ethiopia
- Schistosoma mansoni* Kubašta, M., 1970 a man, liver, fibrosis, pathological changes, portal hypertension Harar, Ethiopia
- Schistosoma mansoni* Kubašta, M.; Dušek, J.; Kubaštová, B.; and Kodousek, R., 1966 a, figs. human liver, diagnosis, liver biopsy, histology, comparison
- Schistosoma mansoni* Lámmler, G.; and Petrányí, G., 1971 a drug screening trials, antimonial and non-antimonial substances, *Mastomys natalensis*
- Schistosoma mansoni* Lambert, C. R., 1966 d, figs. humans, clinical review, diagnosis, intermediate hosts, control
- Schistosoma mansoni* Lancastre, F. A.; and Bazin, J.-C., 1971 a culture in vitro
- S[*chistosoma*] *mansoni* Larivière, M.; Camerlynck, P.; and Rey, M., 1965 a human intestine, Ciba 32'644Ba
- S[*chistosoma*] *mansoni* Larivière, M.; Diallo, S.; and Ranque, P., 1964 a human, epidemiology, survey haute Casamance and Sénégal oriental
- S[*chistosoma*] *mansoni* Larivière, M.; Lapièrre, J.; Hocquet, P.; and Camerlynck, P., 1960 b survey, children, African village, age, body location Thiès, Sénégal
- Schistosoma mansoni* Larivière, M.; Picot, H.; and Diallo, S., 1966 a humans, differential diagnosis, review Africa
- Schistosoma mansoni* Le Bras, M.; Cathalan, G.; Carrie, J.; and Bertrand, E., 1971 a biopsy, rectal mucous membrane, diagnosis
- Schistosoma mansoni* Lee, F. O.; and Cheng, T. C., 1971 a alterations in heart rate and thermal tolerance, infected *Biomphalaria glabrata*
- Schistosoma mansoni* Lee, F.O.; and Cheng, T.C., 1972 a parasitized and non-parasitized *Biomphalaria glabrata*, incorporation of <sup>59</sup>Fe, hemolymph samples
- Schistosoma mansoni* Lee, F. O.; and Cheng, T. C., 1972 b cercariae, oxygen uptake; infected *Biomphalaria glabrata*, oxygen uptake, pH, pO<sub>2</sub>, pCO<sub>2</sub>
- Schistosoma mansoni* Lee, F. O.; and Cheng, T. C., 1972 c infected *Biomphalaria glabrata*, hemolymph, total protein, hemoglobin
- Schistosoma mansoni* Lee, H. G., 1972 a, figs. mice, lucanthone, stibophen, hycanthone base; in vitro, hycanthone methanesulfonate
- Schistosoma mansoni* Lee, H. G.; Cheever, A. W.; and Fairweather, W. R., 1971 a 5 strains, stibophen, lucanthone, niridazole, hycanthone, Swiss albino mice
- Schistosoma mansoni* Lehman, J. S. (jr.); et al., 1970 a intestinal protein loss, colonic polyposis
- Schistosoma mansoni* Lehman, J.S. (jr.); Higashi, G.I.; Bassily, S.; and Farid, Z., 1972 a chronic schistosomal infections, humans Egypt
- Schistosoma mansoni* Lemma, A., 1965 a humans, epidemiological pilot study, snail vectors, control measures Adwa, Ethiopia
- Schistosoma mansoni* Lemma, A., 1969 a humans, epidemiological survey of valley, possible future importance to growing agricultural development and public health Awash Valley, Ethiopia
- Schistosom*[a] *mansoni* Lemos Torres, U.; Alves Brandão, J.; and Tóth, V., 1961 a human liver, associated with hepatic syphilis, clinical review, case report state of Alagoas, Brasil
- Schistosoma mansoni* Lemos Torres, U.; Dória, O.M.S.; and Tilbery, C.P., 1969 a humans, Ciba 32'644-Ba, good results, few side effects Brasil
- S[*chistosoma*] *mansoni* Lemos Torres, U.; and Fonseca, L.C., 1967 a human liver, spleen, case reports, clinical review Brasil
- Schistosoma mansoni* Lenczner, M.M.; and Smith, D.R.F., 1972 a, fig. travelers, tropical countries
- Schistosoma mansoni* Lennox, R. W.; and Bueding, E., 1972 a nitrovinylfuran (SQ 18,506), mice
- Schistosoma mansoni* Lennox, R.W.; and Schiller, E.L., 1972 a postcercarial growth and development, measured by changes in dry weight, glycogen content
- Schistosoma mansoni* de León-Dancel, D.; Brown, R. A.; and Knight, W. B., 1972 a egg density distribution after centrifugation

- Schistosoma mansoni  
human spinal cord,  
case reports Levy, L.F.; and Taube, E.,  
1969 a  
Rhodesia
- Schistosoma mansoni  
miracidial uptake, glu-  
cose, intact eggs Lewert, R.M.; Para, B.J.; and  
Özcel, M.A., 1970 a, figs.
- Schistosoma mansoni  
granulomas, comparative  
histopathology, hamster von Lichtenberg, F.; Erick-  
son, D. G.; and Sadun, E. H.,  
1973 a
- Schistosoma mansoni  
intramolluscan inter-  
trematode antagonism, histological observations Lim, H. K.; and Heyneman, D.,  
1972 a, figs.
- Schistosom[a] mansoni  
human, technique, filtra-  
tion, portal blood, umbilical vein catheterization Lima, M.B.C.; Caboclo, J.L.F.;  
and Ribeiro, S.A., 1967 a
- Schistosoma mansoni  
humans, surgical treat-  
ment, umbilical vein catheterization of portal blood Lima, M. B. C.; Caboclo, J.L.  
E.; and Ribeiro, S. A., 1968 a
- Schistosoma mansoni  
human liver, portal  
hypertension, case report, immigrant 20 years previously  
via Rhodesia Little, G., 1972 a, fig.  
Canada
- Schistosoma mansoni  
Liu, L. B.; et al., 1969 a  
toxic and carcinogenic effects of azo compounds, liver,  
schistosoma-infected mice vs. noninfected mice
- Schistosoma mansoni  
man, epidemiological sur-  
vey, vector control Luz, E., 1963 a  
Joaquim Távora, Brazil
- Schistosoma mansoni  
human with glucose-6-  
phosphate dehydrogenase deficiency, haemolytic  
potential of Ambilhar McCaffrey, R. P.; Farid, Z.;  
and Kent, D. C., 1972 a
- Schistosoma mansoni  
humans, epidemiology,  
possible control mea-  
sures, review McCullough, G. S.; Webbe, G.;  
Baalawy, S. S.; and Maselle,  
S., 1972 a  
Mwanza, Tanzania
- Schistosoma mansoni  
eggs, thiosinamine, in-  
hibits polyphenoloxidase  
activity Machado, A. B. M.; da Silva,  
M. L. H.; and Pellegrino, J.,  
1970 a
- Schistosoma mansoni  
catecholamine-containing  
neurons Machado, C. R. S.; Machado,  
A. B. M.; and Pellegrino, J.,  
1972 a, figs.
- Schistosoma mansoni  
incidence, sheep McKenzie, R.L., 1970 a  
Mashonaland
- Schistosoma mansoni  
humans, drug comparison  
studies, lucanthone hydrochloride, ambilhar McMahon, J. E., 1966 a  
Mwanza, Tanzania
- Schistosoma mansoni  
immunity, pathology, non-human primates McMahon, J. E., [1967 b]
- S[chistosoma] mansoni  
clinical, pathological studies, human McMahon, J. E., [1967 c]
- S[chistosoma] mansoni  
skin tests, human diagnosis McMahon, J. E., [1967 d]
- S[chistosoma] mansoni  
Ambilhar, 5-day, 10-day course, children McMahon, J. E., [1967 e]
- S[chistosoma] mansoni  
Ambilhar, side effects, antihistamines, aspirin McMahon, J. E., [1967 f]
- S[chistosoma] mansoni  
Ambilhar, lucanthone hydrochloride, suppressive therapy McMahon, J. E., [1967 g]
- Schistosoma mansoni  
schoolchildren, ambilhar,  
astiban McMahon, J. E., 1967 h  
Tanzania
- Schistosoma mansoni  
schoolchildren, lucanthone  
hydrochloride compared to ambilhar McMahon, J. E., 1967 i  
Mwanza, Tanzania
- Schistosoma mansoni  
baboons, immunity, suppressive therapy with astiban McMahon, J. E., 1967 j
- Schistosoma mansoni  
diagnosis, intradermal skin tests McMahon, J. E., 1967 k
- S[chistosoma] mansoni  
animal reservoirs McMahon, J. E.; and Baalawy,  
S. S., [1967 a]
- Schistosoma mansoni  
wild rodents as possible  
reservoir hosts, survey McMahon, J. E.; and Baalawy,  
S. S., 1967 b  
Tanzania
- S[chistosoma] mansoni  
Ambilhar, 7-day course,  
human McMahon, J. E.; and Kilala,  
C. P., [1967 a]
- S[chistosoma] mansoni  
treatment, A.16612, human McMahon, J. E.; and Kilala,  
C. P., [1967 b]
- Schistosoma mansoni  
hycanthone, single in-  
tramuscular injection, hu-  
mans McMahon, J. E.; and Samatta,  
C. M., 1969 a  
Tanzania
- Schistosoma mansoni  
immunosuppression, immune  
response, serum and cell  
transfer, rats Maddison, S.E.; Geiger, S.J.;  
Botero, B.; and Kagan, I.G.,  
1970 a
- Schistosoma mansoni  
delayed hypersensitivity,  
Macaca mulatta Maddison, S. E.; Hicklin, M.  
D.; Conway, B. P.; and Kagan,  
I. G., 1972 a
- Schistosoma mansoni  
immune response, worm  
burdens, infected, re-  
exposed and antigen-sensitized rats Maddison, S.E.; Norman, L.;  
Geiger, S.J.; and Kagan, I.  
G., 1970 a
- Schistosoma mansoni  
snail hosts, distribution,  
seasonal variations, age at  
highest infection rate Magendantz, M., 1972 a  
Lake Victoria, Mwanza,  
Tanzania
- Schistosoma mansoni  
oxidative metabolism,  
antischistosomal drugs, cytochrome oxidase inhibitors Magzoub, M.; Maegraith, B.G.;  
and Fletcher, K.A., 1971 a
- Schistosom[a] mansoni  
shortened erythrocyte  
life span, possible autoimmune process, mice Mahmoud, A.A.F.; and Woodruff,  
A.W., 1972 a
- Schistosoma mansoni  
human cervix, uterus,  
cancer Maltez, A. (filho); and Mal-  
tez, C. A., [1964 a]
- Schistosom[a] mansoni  
humans, nitrothiamida-  
zole, possible mass therapy, Yemen  
clinical review Manciola, M.; and Parrinello,  
A., 1967 a, figs.
- Schistosoma mansoni  
malacological survey,  
epidemiological impli-  
cations Mandahl-Barth, G.; Malaisse,  
F.; and Ripert, C., 1972 a  
Lufira artificial lake  
area, Katanga
- Schistosoma mansoni  
dogs, no significant role  
in transmission to man Mango, A. M., 1971 a, figs.  
Tanzania
- Schistosoma mansoni  
mice, myopathy resulting both from schistosoma infection  
and antimony administration Mansour, S. E., 1968 a, figs.

- Schistosoma mansoni* Mansour, S. E., 1971 a, fig. mice, myositis, correlation with worm burden, duration of infection
- Schistosoma mansoni* Mastrandrea, G.; Nuti, M.; and human, treatment, Ambilhar Uccelli, A., 1966 a Rome
- Schistosoma mansoni* Mayaudon Tarbes, H.; and *Bos taurus* Power, L. A., 1970 a, figs. Venezuela
- Schistosoma mansoni* Mecham, J.A.; and Holliman, snail vector maintenance diet R.B., 1972 a
- Schistosoma mansoni* Meskal, F. H., 1967 b snail vectors, identification key, medical significance Ethiopia
- Schistosoma mansoni* Meskal, F. H., 1971 a snail vectors, possible control through interference with parasite transmission dynamics
- Schistosoma mansoni* Meuleman, E. A., 1972 a, figs. daughter sporocysts, fine structure, pathology, digestive gland, *Biomphalaria pfeifferi*
- Schistosoma mansoni* Michelson, E. H.; and Dubois, increased alkaline L., 1973 a phosphatase, tissues and hemolymph of infected snail host
- Schistosoma mansoni* Miller, F.H.(jr.); Tulloch, integumental surface, G.S.; and Kuntz, R.E., 1972 a, adults, fine structure figs.
- Schistosoma mansoni* Mincis, M.; and Vilela, M. P., human, hepatic forms, differential diagnosis, possible correlation with peptic ulcer 1967 a
- Schistosoma mansoni* Morrell, J. R., 1962 a, photos human, diagnosis, precipitans circumoval test Venezuela
- Schistosoma mansoni* Most, H., 1971 a patient (bladder) New York city (previously lived and visited in Puerto Rico)
- Schistosoma mansoni* Mott, C. B.; et al., 1972 a, histologic and functional changes, exocrine pancreas, humans figs.
- Schistosoma mansoni* Müller, R.L.; and Taylor, eggs, diagnostic differentiation, Ziehl-Neelsen staining M.G., 1972 b
- Schistosoma mansoni* Murrell, K. D.; and Clay, B., cytotoxic antibody assay, schistosomule destruction, in gamma globulin fraction 1972 a complement dependent, activity of serum
- Schistosoma mansoni* Mutinga, M. J.; and Ngoka, J. humans, prevalence survey, transmission immediately after rainy seasons, 1971 a Machakos District, Kenya higher infection rate in boys
- Schistosoma mansoni* Nelson, G. S., 1972 a problems of snail control
- Schistosoma mansoni* Nelson, G.S.; Amin, M.B.A.; mice immunized with Saoud, M.F.A.; and Teesdale, S. bovis, S. mattheesi, S. rodhaini, challenged with S. mansoni, high degree of heterologous immunity C., 1968 a
- Schistosoma mansoni* Neto, J. M.; Sobrê, H. de A.; human: sigmoid, rectal polyps, differential diagnosis and Nachif, R. A., 1962 a, fig. Sao Paulo
- [*Schistosoma*] *Schistosoma mansoni* Neves, J. G., 1962 a human, clinical review, diagnosis
- Schistosoma mansoni* Neves, J. G., 1965 a human, clinical review, oviposition phase
- Schistosoma mansoni* Nissimov, N., 1966 a humans, clinical aspects, diagnosis Ethiopia
- Schistosoma mansoni* Noletto, P.A.; Carneiro, D.A. human, intestinal, (filho); Brandão, E.D.P.; and hepato-intestinal and Tuma, M., 1968 a hepatosplenic forms, niridazole
- Schistosoma mansoni* Nuttman, C. J., 1971 a, figs. fine structure, ciliated nerve endings of tegument, cercaria
- Schistosoma mansoni* Obuyu, C. K. A., 1972 b *Cercopithecus aethiops centralis* (exper.)
- Schistosoma mansoni* Oliveira, D.; Katz, N.; and mice exposed to irradiated cercariae, oogram pattern Pellegrino, J., 1971 a, figs.
- Schistosoma mansoni* Oliver-Gonzalez, J., 1968 a mice, biological control, hemolymph from *Biomphalaria glabrata*
- Schistosoma mansoni* Omedas, A.; and Sorell, A. E., anomalous bisexual infection, experimental mice 1962 a, figs.
- Schistosoma mansoni* Ongom, V. L., 1971 a humans, hycanthone methanesulfonate Uganda
- Schistosoma mansoni* Ongom, V.L.; and Bradley, epidemiological field survey, fishing community with high infection rate D.J., 1972 a West Nile District, Uganda
- Schistosoma mansoni* Ongom, V.L.; Owor, R.; Grundy, R.; and Bradley, D.J., hospital patient survey, natives from area of high infection rate, clinical findings, severe disease 1972 a West Nile, Uganda
- Schistosoma mansoni* Oostburg, B. F. J., 1972 a human, hycanthone Surinam
- Schistosoma mansoni* Ottens, H.; and Dickerson, G., adults, schistosomicidal effects, bacteria 1972 a
- Schistosoma mansoni* Paes, R.; Menezes, Z.B.; and increased prevalence, Camargo, S., 1970 a children, agricultural Alto da Boa Vista, Guana-workers in irrigated areas, bara, Brasil vector control, molluscicides
- Schistosoma mansoni* Page, C.R. III; and Etges, experimental prepatent F.J., 1971 a, figs. infection, histology, pathology, physiology, mice
- Schistosoma mansoni* Pappas, P. W.; and Asch, H., recovery of adult worms, L., 1972 a modification of Perf-O-Suction technique
- Schistosoma mansoni* Paulini, E., 1965 a control, environmental sanitation, water purification
- Schistosoma mansoni* Pecker, J.; Bouckson, G.; human, central nervous system with medullary localization Aninat, J. C.; and Lisbonis, J. M., 1970 a Martinique
- Schistosoma mansoni* Pellegrino, J.; Katz, N.; and Raick, A. N., 1966 a Ambilhar, laboratory animals



- Schistosoma mansoni* human, epidemiology, diagnosis, clinical review Peloux, Y., 1964 a
- Schistosoma mansoni* congenital infection, negative, percutaneous exposure, pregnant female mice Pereira, L. H.; Pellegrino, J.; and Coelho, P. M. Z., 1972 a
- Schistosoma mansoni* human, survey, presence of snail vector Perez, M. D.; Artigas, P. de T.; and del Ponte, G., 1972 a State of São Paulo
- Schistosoma mansoni* mice, rapid method of infecting, subcutaneous injection Peters, P. A.; and Warren, K. S., 1969 a
- Schistosoma mansoni* methyl-dicloretylamino, mice Pifano C., F.; Montenegro, J.; and Romero M., J., 1962 a
- Schistosoma mansoni* control through improved rural management, sanitation Pitchford, R. J., 1970 a South Africa
- Schistosoma mansoni* hatching pattern, eggs Pitchford, R. J.; and Visser, P. S., 1972 a
- Schistosoma mansoni* diagnosis, immunofluorescence Pothier, M.-A.; and Xavier, M. de L.-S., 1969 b
- Schistosoma mansoni* 5 strains, behavior in rhesus monkey, little value in predicting pathogenicity Powers, K. G.; and Cheever, A. W., 1972 a
- Schistosom[a] mansoni* miracidia, effects of pressure on infectivity Prah, S. K., 1972 a
- Schistosoma mansoni* transmission Biomphalaria choanophala (exper.) Prentice, M. A.; Panesar, T. S.; and Coles, G. C., 1970 a
- Schistosoma mansoni* human schistosomiasis, transaminase activity, liver Pucci, R., 1969 a
- Schistosoma mansoni* human, treatment with imidazolidone, transaminase activity Pucci, R.; and Rinaldi, V., 1969 a
- S[chistosoma] mansoni* Mwanza strain, susceptibility, East African species of Biomphalaria Purnell, R. E., [1967 b]
- Schistosoma mansoni* child, pancreatitis, fatal illness Queiroz, A.S.; et al., 1967 a São Paulo
- Schistosoma mansoni* egg shell pores and microbarbs, electron microscopic study Race, G. J.; et al., 1969 a, figs.
- Schistosoma mansoni* electronmicroscopy, eggs, cercariae, adults Race, G.J.; Martin, J.H.; Moore, D.V.; and Larsh, J.E. (jr.), 1971 a, figs.
- Schistosoma mansoni* prophylactic drugs, mass screening, mouse mortality Radke, M. G.; Broome, P. B.; and Belanger, G. S., 1971 a test system
- Schistosoma mansoni* human, bladder, case report Radstake, H.N.J.; Collenteur, J. C.; Herderschee, D.; and Smit, A. M., 1973 a, figs.
- S[chistosoma] mansoni* human, intestinal, colonic ulcerations, clinical review Ragheb, M., 1962 a Egypt
- Schistosoma mansoni* excretory products, fine structure, biochemistry Ramadan, M.A.-E., 1971 a, figs.
- Schistosoma mansoni* pathology, murine hepatic parenchyma Ramadan, M. A.-E., 1971 b
- Schistosoma mansoni* granuloma size, liver, mice Ramadan, M. A.-E.; and Michael, A. I., 1970 a
- Schistosoma mansoni* changes in hepatic parenchymal cells, albino mice Ramadan, M. A.-E.; and Michael, A. I., 1971 a
- Schistosoma mansoni* humans, comparison drug trials, hycanthone, nirdazole Rees, P. H.; Roberts, J. M. D.; Oomen, L. F. A.; and Mutinga, M. J., 1970 a Machakos, East Africa
- Schistosoma mansoni* human, differential diagnosis, serology, review dos Reis, A. P., 1971 a
- S[chistosoma] mansoni* human liver, amphotalide combined with anthiolimine Rey, M.; Camin, R.; Hocquet, P.; and Bourgeade, A., 1964 a
- Schistosoma mansoni* humans, histopathology, skin lesions, granulomas, dermatitis Reyes, O., 1972 a
- Schistosoma mansoni* juvenile Biomphalaria glabrata, susceptibility genetics Richards, C. S.; and Merritt, J. W. (jr.), 1972 a
- Schistosoma mansoni* schistosomule tegument, penetrated mouse skin, interaction at ultrastructural level Rifkin, E., 1971 a, figs.
- Schistosoma mansoni* protein fraction isolation, circumoval precipitin antibodies, ion exchange chromatography Rivera de Sala, A.; Cancio, M.; and Rodríguez-Molina, R., 1965 a
- Schistosoma mansoni* Salmonella bacteremia, human, resistance altered Rocha, H.P.; Kirk, J. W.; and Hearey, C. D. (jr.), 1971 a
- Schistosom[a] mansoni* human, diagnosis, clinical review Rodríguez-Molina, R., 1965 a
- Schistosoma mansoni* diagnosis, circumoval precipitin test Rodríguez-Molina, R.; Oliver-González, J.; and Rivera de Sala, A., 1966 a, fig.
- Schistosoma mansoni* hamsters, mice, resistance, lucanthone, hycanthone, UK4271 Rogers, S. H.; and Bueding, E., 1971 a
- Schistosoma mansoni* serodiagnosis, immunofluorescence Rombert, P. C., 1968 a
- Schistosoma mansoni* human (spinal cord) biological control, Rosenbaum, R. M.; Ishii, N.; Tanowitz, H. B.; and Wittner, M., 1972 a New York (from Puerto Rico)
- Schistosoma mansoni* tubercidin and nucleotides, metabolic pathways, in vitro Ross, A. F.; and Jaffe, J. J., 1972 a
- Schistosoma mansoni* biological control, Biomphalaria glabrata by Marisa cornuarietis Ruiz-Tibén, E.; Palmer, J.R.; and Ferguson, F. F., 1969 a Puerto Rico
- Schistosoma mansoni* serum enzyme alteration, mice Rutkowski, R. B.; and Bruce, J. I., 1971 a
- Schistosoma mansoni* diagnosis, fluorescent antibody technique Sadun, E. H.; Anderson, R. I.; and Williams, J. S., 1962 d, figs.

- Schistosoma mansoni Sandt, D. G., 1972 a  
overlay technique, recovery of cercariae
- Schistosoma mansoni Sandt, D. G., 1973 a  
cercariae recovery from natural waters, direct filtration
- Schistosoma mansoni Sandt, D. G., 1973 b  
cercariae, recovery techniques, laboratory comparison
- Schistosom[a] mansoni Santiago, J. M.; and Ratton, J. L. de A., 1964 a  
human lung, radiological diagnosis
- Schistosom[a] mansoni Santiago, J. M.; and Ratton, J. L. de A., 1968 a, figs.  
human lung, classification of chronic forms
- Schistosoma mansoni Sauer, M. C. V.; and Senft, A. W., 1972 a  
proteolytic enzyme properties
- Schistosoma mansoni Scherb, J.; Lopes, E.; and Borba, P. de Q., 1966 a  
humans, ambilhar, higher rate toxicity with hepato-splenic forms
- Schistosoma mansoni Schoenbechler, M. J.; and Sadun, E. H., 1968 a  
in vitro histamine release from blood cellular elements, rabbits
- Schistosoma mansoni Schuler, A. R.; et al., 1967 a  
hamsters, antimony uptake by host tissues and schistosomes after administration of Astiban and tartar emetic, dosage variations
- Schistosoma mansoni Sell, K. W.; and Dean, D. A., 1972 a  
mouse antipers, adult and schistosomula surfaces
- Schistosoma mansoni Senft, A. W.; Miech, R. P.; Brown, P. R.; and Senft, D. G., 1972 a  
biosynthesis of purine nucleotides, salvage mechanism
- S[chistosoma] mansoni Shennan, D.W.; and Gelfand, M., 1971 a  
ova, survey presence human cervical smears, Rhodesia  
possible disease transmission through water
- Schistosoma mansoni el-Sherif, A.F., 1968 a  
humans, mass therapy, sodium antimony dimercaptosuccinate, eradication program
- Schistosoma mansoni el-Sherif, A.F.; et al., 1966 a  
humans, ambilhar, clinical trials
- Schistosoma mansoni Schiff, C. J., 1973 a  
control, method of assessing rate of transmission, humans
- Schistosoma mansoni Schiff, C.J.; and Clarke, V. de V., 1967 a  
human transmission, snail surveillance, natural waterways
- Schistosoma mansoni Schiff, C.J.; Omelik, S.H.W.; Ley, H.E.; and Kriel, R.L., 1972 a  
cercarial penetration response, influence of human skin lipids
- Schistosoma mansoni Shousha, S.; Shaker, S.; Ahmad, K. K.; and Kamel, K., 1972 a  
humans, diagnosis, cytochemical analysis of neutrophils
- Schistosoma mansoni da Silva, L.C.; et al., 1968 a  
humans, Ambilhar, clinical trials
- Schistosom[a] mansoni da Silva, L.C.; Pinotti, N.W.; Thiago Pontes, J.; and Barone, A.A., 1965 a  
human, chronic porto-systemic encephalopathy after surgical treatment
- Schistosoma mansoni Simões Barbosa, F. A., 1972 a  
Rattus r. rattus  
Rattus r. frugivorus  
Rattus r. alexandrinus  
Rattus norvegicus  
Oryzomys nigripes  
Zygodontomys lasiurus  
Holochillus brasiliensis  
Cavia aperea
- Schistosoma mansoni Simões Barbosa, F. A.; Pinto, R.; and Souza, O. A., 1971 a  
control, environmental sanitation, community health education  
+man all from Pontezinha, Brazil
- +Biomphalaria glabrata  
Rattus r. frugivorus  
R. r. alexandrinus  
R. norvegicus  
R. r. rattus  
Hesperomys sp.  
Oryzomys nigripes  
O. subflavus  
Zygodontomys lasiurus  
Holochillus brasiliensis  
Cavea aperea  
Didelphis azarae
- Schistosoma mansoni Sodeman, W. A. (jr.), 1969 a  
epidemiology, West African environment
- Schistosom[a] mansoni Sotomayor, Z. R.; Correa-Coronas, R.; and Ramos Morales, F., 1965 a  
humans, acute illness, clinical review  
Puerto Rico
- Schistosoma mansoni Sperzani, G.L.; and Marinoni, V., 1966 a  
human, treatment, Ambilhar
- Schistosoma mansoni Spinelli, V.; de Melo, M.C.; and Coutinho, A.D., 1968 a  
human hepato-intestinal, piperazine hydrochloride, poor results, gastrointestinal toxicity
- Schistosoma mansoni Stephens, R. R., 1966 a  
human, abdominal granuloma, differential diagnosis, neoplasms
- Schistosoma mansoni Stigliani, R., 1961 a, figs.  
human, spleen, histopathologic alterations, compared to Banti disease and fibrosis
- Schistosoma mansoni Stirewalt, M. A., 1971 a, fig.  
penetration stimuli, cercariae
- Schistosoma mansoni Stock, F. E., 1964 a  
human, differential diagnosis, carcinoma
- Schistosoma mansoni Sturrock, B. M.; and Sturrock, R. F., 1970 a  
host-parasite relation-ship, Biomphalaria glabrata  
St. Lucia, West Indies
- Schistosoma mansoni Sturrock, R. F., 1966 e  
humans, increased incidence after development of new irrigation system, native population with poor sanitation system
- Schistosoma mansoni Sturrock, R. F.; and Sturrock, B. M., 1971 a  
distortion of shell aperture of infected Biomphalaria glabrata (nat. and exper.)
- Schistosoma mansoni Sturrock, R. F.; and Sturrock, B. M., 1972 a  
temperature, biology of intermediate host, Biomphalaria glabrata

- Schistosoma mansoni* miracidia, infectivity to *Biomphalaria glabrata*, turbidity, salinity, pH, implications for transmission Sturrock, R. F.; and Upatham, E. S., 1973 a
- Schistosoma mansoni* age-prevalence curves of snail infections, catalytic models *Biomphalaria pfeifferi* B. *glabrata* Tanzania St. Lucia, West Indies Sturrock, R. F.; and Webbe, G., 1971 a
- Schistosoma mansoni* evidence inconclusive as causative agent of human bladder and cervical cancer Sutherland, J.C., 1968 a Eastern Transvaal, Republic of South Africa
- Schistosoma mansoni* modified complement fixation, diagnosis, baboons, rabbits, human, titer changes, niridazole-treated rabbits Tanaka, H.; et al., 1972 a
- Schistosoma mansoni* D-penicillamine with tartar emetic, reduced toxic and therapeutic effect, mice Tarrant, M. E.; Wedley, S.; and Woodage, T. J., 1971 a
- [*Schistosoma*] *mansoni* females in single-sex infections, failure to produce eggs Taylor, M. G., 1971 a
- Schistosoma mansoni* neonatal mice born to immune mothers, failure to demonstrate passive transfer of immunity; enhanced resistance of lactating mice compared to males and virgin females Taylor, M. G.; Denham, D. A.; and Nelson, G. S., 1971 a
- Schistosoma mansoni* Puerto Rican and Tanzanian strains, differing susceptibility to niridazole, mice Taylor, M. G.; and Nelson, G. S., 1971 a
- Schistosoma mansoni* naturally-infected baboons, survey Taylor, M.G.; Nelson, G.S.; and Andrews, B.J., 1972 a Tanzania
- Schistosoma mansoni* human, polyposis of rectum and colon, differential diagnosis, clinical aspects, case report Thiago Pontes, J.; Ferreira, J. M.; and Abduch, A., 1964 a Brazil
- Schistosom[a]* *mansoni* human, Astiban/15 Tonelli, E.; and Neves, J., 1966 a
- Schistosoma mansoni* human intestinal, diagnosis, rectal biopsy, endoscopy Tonelli, E.; and Neves, J., 1966 b
- [*Schistosoma*] *mansoni* endoscopy, scraping and rectal biopsy, oogram, human, diagnosis Tonelli, E.; and Neves, J., 1969 a
- Schistosoma mansoni* humans, hycanthone methanesulfonate Trigueiro, M. G. da S.; Dutra, C.A.S.; and Lima, F. L. de A., 1972 a
- Schistosoma mansoni* human heart, pulmonary arterial hypertension, review Turner, P.P., 1964 a
- Schistosoma mansoni* relationship between schistosome pigment in liver and worm burden, mice de Umpierre, G.M.; Chiriboga, J.; and Pellegrino, J., 1968 a
- Schistosoma mansoni* cercarial emergence, circadian rhythm, *Biomphalaria glabrata* Valle, C.; Pellegrino, J.; and Alvarenga, N., 1971 a
- Schistosoma mansoni* human, hepatosplenic, case report, hypertension Veloso, C.; Salgado, J. A.; and Macedo, R., 1967 a Brazil
- Schistosoma mansoni* delayed hypersensitivity, in vitro, rat and hamster, Vernes, A.; Biguet, J.; and Floc'h, F., 1972 a
- Schistosoma mansoni* delayed hypersensitivity, in vitro, CBA mouse Vernes, A.; Floc'h, F.; and Biguet, J., 1972 a
- Schistosoma mansoni* humans, clinical review Vianna Martins, A., 1965 a
- Schistosoma mansoni* miracidia, transformation into young sporocysts, requirements in axenic and monoxenic cultures Voge, M.; and Seidel, J. S., 1972 a, figs.
- Schistosoma mansoni* pathogenesis, immunity, review Warren, K.S., 1972 a, figs.
- Schistosoma mansoni* attempted passive immunity transfer, children, anti-schistosome gamma globulin Warren, K.S.; Cook, J.A.; and Jordan, P., 1972 a
- Schistosoma mansoni* chloramphenicol and 2 analogues, Australorbis *glabratis* and parasite Warren, K. S.; and Weisberger, A. S., 1967 a
- Schistosoma mansoni* humans, seasonal trends and climatology in snail vector control Webbe, G., 1965 c East Africa
- Schistosoma mansoni* S-2-[2-Thiazoly]carbamoyl ethyl amino ethyl hydrogen thiosulfate and related compounds, mice, monkeys Westland, R. D.; et al., 1971 a
- Schistosoma mansoni* prevalence survey, schoolchildren, epidemiology Wijers, D. J. B.; and Munanga, P. N., 1971 a Mfangano Island, Lake Victoria, Kenya
- Schistosoma mansoni* radioactive antigen micro-precipitin test Williams, J. S.; Sadun, E. H.; and Gore, R. W., 1971 a
- Schistosoma mansoni* delayed skin sensitivity, Puerto Rican subjects Wolfson, R. L.; Horner, D. W.; and Kagan, I. G., 1969 a
- Schistosoma mansoni* human, peripheral leukocyte migration inhibition, delayed-type skin reactivity Wolfson, R.L.; Maddison, S.E.; and Kagan, I.G., 1972 a
- Schistosoma mansoni* random distribution, eggs, feces, patients Woodstock, L.; Cook, J. A.; Peters, P. A.; and Warren, K., 1971 a
- Schistosoma mansoni* 10-year survey, Willowbrook State School human (stool) Yoeli, M.; Most, H.; Hammond, J.; and Scheinsson, G. P., 1972 a Staten Island, New York
- Schistosoma mansoni* clinical review of hycanthone as effective schistosomal agent, review of world literature Zacharias, N., 1969 a
- Schistosoma mansoni* humans, niridazole Zacharias, N.; Carvalho, P.R.; and Penteado, J.F., 1967 b Brasil
- Schistosoma mansoni* epidemiology, course of disease, treatment side effects Zaiachkovskii, S. M., 1971 a Yemen
- [*Schistosoma*] *mansoni* bilharzial liver fibrosis, endocrine changes Zaki, K.; Sayed, W. A.; Wassef, S. A.; and Fahmi, L., 1971 a
- [*Schistosoma*] *mansoni* children, diagnosis, early stages, unusual symptoms of urticaria, purpura, cardiac and cerebral manifestations Zilberg, B., 1970 a

- Schistosoma mansoni* Zussman, R. A.; and Bauman, P. M., 1971 a  
inhibitors of hemoglobin protease, potential as therapeutic agents
- Schistosoma mansoni* Zussman, R. A.; Bauman, P.M., and Petruska, J. C., 1970 a, figs.  
amino acid nutrition, utilization of ingested host hemoglobin, mice
- Schistosoma mansoni* Zussman, R. A.; Bauman, P. M.; and Shipkowitz, N. L., 1971 a  
early death of adult worms transplanted in mouse peritoneal cavity
- Schistosom[a] mattheei* Allanson, B.R., 1970 a  
ecology, snail vectors, control, review
- Schistosoma mattheei* Amin, M.B.A.; and Nelson, G. S., 1969 a  
producing immunity to *Schistosoma mansoni*, mice
- Schistosoma mattheei* Amin, M.B.A.; Nelson, G.S.; and Saoud, M.F.A., 1968 a  
cross-immunity, bovine schistosomes and *S. mansoni*, rhesus monkeys
- Schistosoma mattheei* Berry, C. I.; Dargie, J. D.; and Preston, J. M., 1973 a  
inappetence and enteric losses of endogenous protein, overall nitrogen status, sheep
- Schistosoma mattheei* Blair, D. M., 1966 a  
man, occurrence, differential diagnosis from *S.haematobium*
- Schistosoma mattheei* Blair, D.M.; and Weber, M.C., 1969 a  
young African native, mixed infection with *S. haematobium* and *S. mansoni*
- Schistosoma mattheei* Clarke, V. de V., 1966 b  
man, possible development of resistance, increased with age
- Schistosoma mattheei* Condry, J. B., 1972 a  
*Tragelaphus strepsiceros*
- Schistosom[a] mattheei* Dargie, J.D.; MacLean, J.M.; and Preston, J. M., 1972 a  
ovine, albumin synthesis, hypoalbuminaemia
- Schistosoma mattheei* Dargie, J. D.; MacLean, J. M.; and Preston, J. M., 1973 a  
plasma albumin metabolism, sheep
- Schistosoma mattheei* Frank, G. H., 1966 a  
low temperatures, development, emergence, light, periodicity, cercariae
- Schistosoma mattheei* Hussein, M. F., 1971 a  
histology, pathology, experimental calves
- Schistosoma mattheei* Hussein, M. F., 1972 a  
diagnosis, indirect fluorescent antibody technique, calves
- Schistosoma mattheei* Goldsmid, J. M., 1970 b, figs.  
spurious human parasite, differential diagnosis
- Schistosoma mattheei* James, C.; Webbe, G.; and Preston, J. M., 1972 a  
metrifonate, hamsters, localization during and after treatment
- Schistosoma mattheei* James, C.; Webbe, G.; and Preston, J.M., 1972 b  
metrifonate, hamsters, mode of action
- Schistosoma mattheei* Kinoti, G. K., 1971 b, pls.  
miracidium, attachment and penetration apparatus
- Schistosoma mattheei* Kinoti, G. K.; Bird, R. G.; and Barker, M., 1971 a, fig., pl.  
daughter sporocyst body wall, structure, high concentration of alkaline phosphatase, absence of esterase
- Schistosoma mattheei* Lawrence, J.A.; and Condy, J.B., 1970 a  
increasing incidence, domestic animals, possible Rhodesia control measures, review
- Schistosoma mattheei* McKenzie, R.L., 1970 a  
incidence, sheep
- Schistosoma mattheei* Muller, R. L.; and Taylor, M. G., 1972 a, fig.  
identification of schistosome eggs by the Ziehl-Neelsen technique
- Schistosoma mattheei* Muller, R.L.; and Taylor, M.G., 1972 b  
eggs, diagnostic differentiation, Ziehl-Neelsen staining
- Schistosoma mattheei* Nelson, G.S.; Amin, M.B.A.; Saoud, M.F.A.; and Teesdale, C., 1968 a  
immunized mice, challenged with *S. mansoni*, high degree of heterologous immunity
- Schistosoma mattheei* Ottens, H.; and Dickerson, G., 1972 a  
adults, schistosomicidal effects, bacteria
- Schistosoma mattheei* Pitchford, R. J., 1970 a  
control through improved rural management, sanitation
- Schistosom[a] mattheei* Preston, J.M.; and Dargie, J.D., 1972 a  
sheep, anemia
- Schistosoma mattheei* Reinecke, R. K., 1970 a  
massive outbreak, sheep, cattle, epizootiology, differential diagnosis from trypanosomiasis
- S[chistosoma] mattheei* Taylor, M. G., 1971 a  
females in single-sex infections, sexual maturation, production of non-viable eggs
- Schistosoma mattheei* Taylor, M. G.; and Nelson, G. S., 1971 a  
mice, niridazole
- Schistosoma mattheei* Wright, C.A.; Southgate, V.R.; and Knowles, R.J., 1972 a  
morphological comparison with *S. intercalatum*
- Schistosoma mattheei* van Wyk, J. A., 1971 a  
miracidia, improved concentration method
- Schistosoma mattheei* van Wyk, J. A., 1971 b  
counting ova and cercariae, improved technique
- Schistosoma mattheei* van Wyk, J. A., 1973 a, figs.  
differential staining, live and dead cercariae after immobilization, physostigmin
- Schistosoma nasale* Rajamohanam, K.; and Peter, C. T., 1972 a  
incidence, pathology and haematology, cattle and buffaloes
- Schistosom[a] nasale* Rao, P. V. R.; and Devi, T. I., 1971 a  
incidence, pathology, cattle, buffaloes
- Schistosoma rodhaini* Amin, M.B.A.; and Nelson, G. S., 1969 a  
producing immunity to *Schistosoma mansoni*, mice
- Schistosoma rodhaini* Gear, J. H. S.; Fripp, P. J.; Armstrong, F. I.; and Howaldt, H. G., [1969 a]  
behavior, biochemistry, immunity

- Schistosoma rodhaini* Nelson, G.S.; Amin, M.B.A.; Saoud, M.F.A.; and Teesdale, C., 1968 a  
immunized mice, challenged with *S. mansoni*, high degree of heterologous immunity
- Schistosoma rodhaini* Pitchford, R. J., 1970 a  
control through improved rural management, sanitation South Africa
- [*Schistosoma*] *rodhaini* Taylor, M. G., 1971 a  
females in single-sex infections, failure to produce eggs
- Schistosoma spindale* Hussein, M. F., 1972 a  
diagnosis, indirect fluorescent antibody technique, calves
- Schistosoma spindale* Fande, B. P.; Ehatia, B. B.; Chauhan, P. P. S.; and Garg, R. K., 1971 a, fig.  
histologic study cow calves (jejunum)
- Schistosom[a] spindale* Rao, P. V. R.; and Devi, T. I., 1971 a  
incidence, pathology, cattle, buffaloes
- Schistosoma spindale* Ratanarat-Brockelman, C., 1972 a, figs.  
(Montgomery, 1906)  
in vitro cross-reactivity with *S. mansoni* infections, Cercarien-Hüllen Reaktion, no cross-reactivity with *Hymenolepis nana*, *H. diminuta*, *Hydatigera taeniaeformis*
- Schistosoma suis* Rai, P.; and Ahluwalia, S.S., 1958 b  
as syn. of *S. incognitum* (Chandler, 1926)
- Schistosomata*(ta) La Rue, Dubois, G., 1970 a  
1926  
*Strigeida* (La Rue, 1926) Odening, 1960 et 1961 nom. et char. emend.
- Schistosomatidae* (Looss, 1899) Poche, 1907  
Farley, J., 1971 a  
key to subfamilies  
includes: *Schistosomatinae*; *Bilharziellinae*; *Gigantobilharziinae*
- Schistosomatidae* [sp.] Esch, G. W., 1971 a  
*Physa* spp. Gull Lake, Michigan  
*Gyraulus* sp. Wintergreen Lake, Michigan
- Schistosomatidae* [sp.] Heard, G. W. III, 1970 a  
*Rallus longirostris* (blood vessels) Chatham County, Georgia
- Schistosomatinae* Stiles and Hassall, 1926  
Farley, J., 1971 a  
*Schistosomatidae*  
key to genera  
Syn.: *Schistosominae* Stiles and Hassall, 1898  
includes: *Schistosomatium*; *Bivitellobilharzia*; *Heterobilharzia*; *Schistosoma*; *Austrobilharzia*; *Orientobilharzia*; *Macrobilharzia*; *Ornithobilharzia*
- Schistosomatium* Tanabe, 1923  
Farley, J., 1971 a  
*Schistosomatidae*; *Schistosomatinae*
- Schistosomatium douthitti* Wright, D. G. S.; Lavigne, D. M.; and Ronald, K., 1972 a  
(Cort 1914)  
miracidia, response to monochromatic light
- Schistosomes* Dada, T. O., 1970 a  
epileptic patients, possible role of parasites in pathogenesis of epilepsy Nigeria
- Schistosomes* Domingo, M.; Mais, R.F.; Weisova, diagnosis, dark field kopf, R.; and Fink, S., 1968 a  
fluorescence microscopy
- Schistosome* Dukes, D.C.; and Davidson, L., 1968 a  
human, diagnosis, egg counting, urine, factors affecting egg output
- Schistosome* Fairley, C.M., 1967 a  
diagnosis, recovery of viable eggs from human tissue, flotation method
- Schistosomes* Hering, H.; and Schöne, W., 1968 a  
human schistosomal dermatitis, 200 persons affected, clinical aspects, epidemiology, spa inhabited by wild ducks Mockritz spa, Dresden, Germany
- Schistosomes* Hsü, S. Y. L.; Hybakken, O. E.; and Hsü, H. F., 1969 a  
correct terminology: schistosomulum, schistosomula, or schistosomule?
- Schistosomes*, unidentified marine avian LeFlore, W. B.; and Martin, W. E., 1972 a  
Cercarienhüllenreaktion and agglutination reactions of cercariae in homologous antisera
- Schistosomes* Osment, L. S., 1965 a; 1966 a  
man, swimmer's itch, differential diagnosis from sea-bather's eruption
- Schistosomes* Pappas, P. W.; and Asch, H. L., 1971 a  
recovery of adult worms, modification of Perf-O-Suction technique
- Schistosomes* Purvis, A.J.; Ellison, I.R.; and Husting, E.L., 1965 a  
*Papio rhodesiae* (mesenteric veins) Lake McLlwaine, Salisbury, Rhodesia
- Schistosomes* Ramos, S. F., 1964 a  
human cutaneous lesions, epidemiology, clinical review, literature review
- Schistosomes* Rau, M. E.; Bourns, T. K. R.; and Ellis, J. C., 1972 a  
collecting miracidia, improved method
- Schistosome* parasitized by *Salmonella*, man Young, S. W.; and Farid, Z., 1973 a
- Schistosomiasis* Abdallah, A.; et al., 1966 b  
humans, 2-dehydroemetine hydrochloride, poor results
- Schistosomiasis* Abdallah, A.; Saif, M.; and Sabet, S., 1966 a  
humans, evaluation survey, intra-dermal skin test for diagnosis Egypt
- Schistosomiasis* Abdel-Azim, A.E.B., 1966 a  
pathological classification, bladder polyps, humans, X-ray diagnosis
- Schistosomiasis* Abdel Malek, E. T., 1961 c  
epidemiology, public health problem, review
- Schistosomiasis* Abul-Fadl, M.A.M.; and Metwalli, O. M., 1963 a  
human bladder, urinary and blood serum enzymes, similar in bladder cancer Egypt
- Schistosomiasis* Anjarwalla, K. A., 1971 a  
human urinary bladder, bladder cancer Mombasa, Kenya
- Schistosomiasis* Arfaa, F.; Sabbaghian, G. H.; Jamshidi, C. H.; and Ardalan, A., 1972 a  
human, urinary, hycanthone treatment Iran
- Schistosomiasis* Baalawy, S. S., 1972 a  
snail control, molluscicide evaluation (*Hyrtolacca dodecandra* berries)

- Schistosomiasis  
human heart, cardiac  
and pulmonary complications  
Badawi, H.S.; and Ncmeir,  
A.-M., 1965 a
- Schistosomiasis  
control, endemicity,  
1968, 1969  
Baquir, H., 1973 a  
Iraq
- Schistosomiasis  
host snail control  
by fish, unlikely  
Barnish, G., 1971 a
- Schistosomiasis  
technique, cercariae  
removal from water, continuous flow centrifuge  
Barrett, P. D.; and Ellison,  
I. R., 1965 a
- Schistosomiasis  
human treatment, TWSb/6,  
bladder  
Baruffa, G., 1963 a  
Somalia
- Schistosomiasis  
humans, cardio-vascular,  
differential diagnosis, clinical aspects  
Bertrand, E.; et al., 1971 a  
Abidjan
- Schistosomiasis  
human heart, pathology,  
clinical review  
Bertrand, E.; and Barabé, P.,  
1971 a  
Ivory Coast
- Schistosomiasis  
humans, clinical review  
Beylot, J.<sup>2</sup>, 1970 a
- Schistosomiasis  
control, absence of resi-  
dues, crops, trifenmorph  
Beynon, K. I.; Bosio, P.; and  
Wright, A. N., 1972 a
- Schistosomiasis  
human cervix, diagnosis, colposcopy  
Bourgoin, P., 1964 a
- Schistosomiasis  
tribal fishermen from  
various localities, disease contact sources when meeting  
at common fishing site  
Bradley, D. J., 1968 c  
Lake Victoria
- Schistosomiasis  
calcification, bladder,  
humans  
Buchanan, W. M.; and Gelfand,  
M., 1970 a, figs.
- Schistosomiasis  
human hepatic with assoc-  
iated splenic sarcoma, gastric perforation  
Cafferata, E. P.; Mehta, A.C.;  
and Levine, R. A., 1966 a
- Schistosomiasis  
human urinary tract,  
ureterocele, etiology  
Carayon, A.; Brénot, G.; and  
Courbil, L. J., 1966 a
- Schistosomiasis  
humans, negligible in-  
flammatory tubercular in-  
testinal tumors in endemic  
Carayon, A.; Colomar, R.; and  
Sicard, D., 1964 a  
Senegal  
amoebic-schistosomal areas
- Schistosomiasis  
stenosis, lower ureter,  
humans, surgical treatment  
Carayon, A.; and Courbil,  
L. J., 1965 a
- Schistosomiasis  
human, ureter, case  
reports  
Carayon, A.; Courbil, L. J.;  
and Colomar, R., 1966 a
- Schistosomiasis  
human, ureters, surgical  
treatment, case reports  
Carayon, A.; Gruet, M.; and  
Courbil, L. J., 1968 a
- Schistosomiasis  
human, public health im-  
portance  
Cardoso, W., 1971 a  
Brasil
- Schistosomiasis  
human, alterations blood  
values, post surgical treatment  
Carvalho, J. S., 1960 c
- Schistosomiasis  
human ureter, medical  
and surgical treatment, persons with single kidney or  
single functioning kidney  
Chabal, J.; and Diouf, B.,  
1965 a
- Schistosomiasis  
surgical aspects, human,  
diagnosis, treatment, review  
Chapman, D. S., 1966 a  
South Africa
- Schistosomiasis  
human, pathological changes pulmonary arteries  
Chaves, E., 1966 c
- Schistosomiasis  
liver pathology, man, animals  
Cheever, A.W., 1972 a
- Schistosomiasis  
fluorescent antibody  
detection, micro-technique, mouse serum  
Chesdapan, C.; and Mægraith,  
B.G., 1971 a
- Schistosomiasis  
epidemiology, agricultural  
changes, population movement  
Chopra, S. A., 1968 a  
Zanzibar
- Schistosomiasis  
vector control, surveil-  
lance, molluscicides  
Clarke, V. de V.; and Shiff,  
C.J., 1968 a  
Rhodesia
- Schistosomiasis  
human, control, need for  
better assessment of experimental control results  
Clarke, V. de V.; and Shiff,  
C. J., 1970 a
- Schistosomiasis  
humans, myelitis, clin-  
ical review  
Collomb, H.; Girard, P.L.;  
and Dumas, M., 1971 a  
Senegal
- Schistosomiasis  
diagnosis, fluorescent  
antibody technique, review  
Cookson, L. O. C.; Clarke, V.  
de V.; and Pirie, E., 1964 a
- Schistosomiasis  
human, prevalence survey  
Corrêa Lima, E.; and Luz, E.,  
1962 a  
Paraná, Brasil
- Schistosomiasis  
man, prevalence survey  
Corrêa Lima, E.; and Luz, E.,  
1964 a  
Londrina, Brasil
- Schistosomiasis  
human, ureteral stricture,  
ectopic kidney, case re-  
port  
Courbil, L. J.; Guilbaud, A.;  
and Bourget, D., 1970 a  
Dakar, Senegal
- Schistosomiasis  
humans, portal hyperten-  
sion and splenomegaly, blood  
volume post-splenectomy  
Couto, D. (jr.): Aldrovando,  
J.; and Ribeiro, N., 1967 a
- Schistosomiasis  
human, Cruveilhier-Baum-  
garten syndrome, liver,  
surgical treatment  
Couto, D. (jr.): and Rocco,  
R. P., 1961 a  
Brasil
- Schistosomiasis  
migration patterns, egg  
laying sites in human body  
Craib, W. H., 1968 a  
South Africa
- Schistosomiasis  
humans, Abbott 16.612  
da Cruz Ferreira, F. S.; and  
Ribeiro, J. R. A., 1968 a  
Brasil
- Schistosomiasis  
human hepato-intestinal,  
pre-operative treatment  
Decânio, A., 1960 a  
Brazil
- Schistosomiasis  
predatory activity,  
Marisa cornuarietis, *Biomphalaria alexandrina*, biologi-  
cal control  
Demian, E. S.; and Lutfy, R.  
G., 1965 b
- Schistosomiasis  
schistosome vector  
control, tin tributyl oxide  
Deschiens, R. E. A.; Brottes,  
H.; and Mvogo, L., 1966 b

- Schistosomiasis human, liver fibrosis, action of pitressin on portal hypertension Diniz, O. (filho); and Galvão, W. C., 1969 a
- Schistosomiasis human bladder, infrequent association with bladder tumors Dodge, O.G., 1964 a Uganda
- Schistosomiasis humans, liver, prednisone Doss, H. H., [1961 a] Egypt
- Schistosomiasis clinical diagnosis, humans, occurrence Dufek, M.; and Kalivoda, R., 1969 a Czechoslovakia
- Schistosomiasis human urinary tract, acute renal failure, case reports Dukes, H.M., 1969 a, fig. Rhodesia
- Schistosomiasis human, advanced uremia, ureter obstruction Dukes, H.M.; and Mynors, J.M., 1970 a Africa
- Schistosomiasis human intestinal, history, epidemiology, pathology, extensive review EL-Afifi, S. M., 1964 a Egypt
- Schistosomiasis humans, X-ray diagnosis, risks from contrast media EL-Deeb, A. A., 1956 a
- Schistosomiasis human liver, associated with male breast neoplasms EL-Gazayerli, M.M.; and Aziz, A. S., 1963 a Egypt
- Schistosomiasis human urinary tract, possible relationship to stone formation and ureteritis calcinosa EL-Ghorab, M.M.A., 1962 b
- Schistosomiasis human genito-urinary, X-ray diagnosis EL-Ghorab, M. M. A., 1968 a
- Schistosomiasis human urinary tract, vesico-ureteric reflux, clinical and radiological aspects EL-Ghorab, M. M. A.; Abdel-Azim, A. E.-B.; and Effat, H., 1966 a
- Schistosomiasis human cutaneous, epidemiology, pathology, case reports EL-Mofty, M. A. M.; and Cahill, K. M., 1964 a
- Schistosomiasis humans, control measures, health education, administrative problems EL-Sherbini, A. F.; Naguib, K.; and Mekheimer, S., 1969 a Egypt
- Schistosomiasis child, granuloma, skin EL-Zawahry, M. R., 1965 a Egypt
- Schistosomiasis human bladder, prednisolone therapy for chronic cystitis EL-Zeneiny, M. H.; and EL-Toraei, I., 1959 a
- Schistosomiasis human, lung, chronic illness, X-ray findings, review Erfan, H.; and EL-Deeb, A.A., 1957 a
- Schistosomiasis human, lung, clinical aspects Erfan, M.; Mousa, A.H.; EL-Garem, A. A.; and Hazerian, N., 1957 a
- Schistosomiasis pericystitis, human, differential diagnosis, malignant bladder tumors Fam, A., 1963 b Egypt
- Schistosomiasis human, stricture of ureter, clinical review Fam, A., 1964 a
- Schistosomiasis human liver, incidence of portal hypertension, clinical review Fayez, M. M.; and Aziz, S., 1962 b
- Schistosomiasis human hepatic, ascites, increased portal pressure, clinical review Fayez, M. M.; and Aziz, S., 1962 c
- Schistosomiasis human hepatic, complicated by ascites Fayez, M. M.; and Aziz, S., 1962 d
- Schistosomiasis possible predators for biological control of snail vectors, use in conjunction with molluscicides Ferguson, F. F.; and Ruiz-Tibén, E., 1971 a
- Schistosomiasis human, prevention, control measures, eradication, review Ferreira, M. J., 1960 a Brazil
- Schistosomiasis diagnosis, humans, complement fixation test Fine, J., 1970 a East Africa
- Schistosomiasis control, molluscicides, copper carbonate, copper oxycarbonate Floch, H. A.; and Deschiens, R. E. A., [1969 a]
- Schistosomiasis current antischistosomal agents, review Foster, R.; and Richards, H. C., 1970 a
- Schistosomiasis humans, amilhar, few toxic reactions de Freitas, O. N., 1967 a Brasil
- Schistosomiasis human urinary, relationship to high blood pressure Gelfand, M., 1962 b
- Schistosomiasis human bladder, possible association with osteoporosis, case reports Gelfand, M., 1962 c Salisbury, Rhodesia
- Schistosomiasis human urinary, chronic, relationship to hypertension Gelfand, M., 1964 d
- Schistosomiasis humans, wide spread disease, review Gelfand, M., 1968 c Africa
- Schistosomiasis human, electrocardiographic changes during antimonial therapy Germiniani, H.; Silveira da Motta, C.C.; de Lacerda, F.S. (jr.); and Baranski, M.C., 1963 a
- Schistosomiasis human, cirrhosis, lipid metabolism Ghanem, M. H.; et al., 1970 a

- Schistosomiasis human, hepatic, glucose intolerance Ghanem, M. H.; Said, M.; and Guirgis, F. K., 1971 a
- Schistosomiasis human urinary tract, stricture of ureters, anuria Ghoneim, M. A.; Ashamalla, A.; and Khalik, M. A., 1971 a Egypt
- Schistosomiasis dogs, tartar emetic, decreased toxic reactions when administered with penicillamine 1970 a Girgis, N. I.; Khayyal, M. T.; McConnell, E.; and Norton, J., 1970 a
- Schistosomiasis humans, review, medical and surgical treatment Gongalves, R. R., 1962 b
- Schistosomiasis human pulmonary schistosomal granuloma with bronchiectasis, case report Grillo, I. A., 1971 a Nigeria
- Schistosomiasis humans, portal hypertension, diagnostic comparison, cirrhosis Guimarães, J. S.; Silva, L. de C.; and Goffi, F. S., 1968 a
- Schistosomiasis statistical evaluation, tool of schistosomiasis research Halawani, A. E., 1967 a
- Schistosomiasis human lung, surgical treatment for cor pulmonale Halim, Z., 1957 a
- Schistosomiasis snail vectors, biology Harrison, A. D., 1966 a Rhodesia
- Schistosomiasis humans, urinary, possible carriers of typhoid fever Hathout, S. El-D., 1970 a Egypt
- Schistosomiasis hycanthane, metabolism in rats and rhesus monkeys Hernandez, P.; Dennis, E.W.; and Farah, A., 1971 a
- Schistosomiasis annual report, 1967 Horwitz, A., 1968 a Latin America
- Schistosomiasis humans, sociological patterns, influence on transmission Husting, E. L., 1970 a Africa
- Schistosomiasis human, X-ray findings, diagnostic importance, case report Janečka, V., 1972 a Czechoslovakia (Moroccan native)
- Schistosomiasis importance in obstetrics and gynecology, review Jírovec, O., 1964 c
- Schistosomiasis humans, prevention, water contact patterns Jobin, W. R.; and Ruiz-Tiben, E., 1968 a Puerto Rico
- Schistosomiasis control methods Jordan, P., 1969 b
- Schistosomiasis human liver, oxygen gradient and hepatic blood flow Jorge, P. A. R.; Zencaner, W.; Guimarães, R. F.; and Carvalho, S. dos S., 1967 a
- Schistosomiasis human, liver, esophageal varices, hemorrhage, surgical treatment Justiniano, R. T., 1963 a Puerto Rico
- Schistosomiasis human, bile-duct strictures, case reports Kark, A. E., 1962 a
- Schistosomiasis human hepato-splenic form, aspirin as cause of bleeding in persons with esophageal varices Kelner, S.; Ferraz, E.; and Wanderley, F., 1966 a
- Schistosomiasis human, surgical treatment, umbilical vein filtration Kessler, R. R. E.; Amadeo, J. H.; and Zimmon, D. S., 1969 a
- Schistosomiasis human bladder, bladder cancer, similarities in tryptophan metabolites in urinary excretion Khalafallah, A. S.; and Abul-Fadl, M. A. M., 1964 a Egypt
- Schistosomiasis human, vulva, granuloma Kingsley, H. J., 1969 a, fig. Rhodesia
- Schistosomiasis human urinary tract, calcification of bladder and seminal vesicles de Klerk, H. v. Z., 1964 a Cape Town, South Africa
- Schistosomiasis schistosomicides, electrocardiographic modifications, humans Labrousse, J.; et al., 1967 a
- Schistosomiasis human parasitic anemia, clinical review, treatment Lapierre, J.; and Holler, C., 1972 b
- Schistosomiasis humans, diagnosis, proctoscopy, rectal biopsy Le Bras, M.; Cathalan, G.; Carrie, J.; and Bertrand, E., 1971 b Madagascar
- Schistosomiasis human cervix, in conjunction with epithelioma Le Cannelier, R.; Bourgoin, P.; and Ballon, C., 1964 a
- Schistosomiasis possible association with Salmonella bacteremia Lehman, J. S. (jr.), 1970 a
- Schistosomiasis control measures, endod as a molluscicide Lemma, A., 1971 a Ethiopia
- Schistosomiasis molluscicide, dried berries of *Phytolacca dodecandra* Lemma, A.; et al., 1972 a
- Schistosomiasis no indigenous cases found during school children survey for intestinal parasites Lemma, A.; Demisse, M.; and Mezengia, B., 1968 a Addis Ababa, Debre Zeit, Ethiopia
- Schistosomiasis human hepato-splenic, liver function studies Lemos Torres, U.; and Fonseca, L.C., 1962 a
- Schistosomiasis human liver, radiological differential diagnosis, Laennec's cirrhosis Lemos Torres, U.; Fonseca, L.C.; and Marigo, C., 1962 a



- Schistosomiasis Levy, L.F., 1969 a  
probable bilharzial le-  
sion, spinal cord, case  
report England (employed previous-  
ly in Rhodesia)
- Schistosomiasis Luckins, A. G., 1972 d  
bovine, increased immunoglobulin-M levels post infection
- Schistosomiasis Macário, G. M. D., 1959 a  
human, study of intestinal motility
- Schistosomiasis McCombs, R. P., 1972 a  
bronchial asthma, allergic reaction
- Schistosomiasis McCullough, F. S.; Eyakuze,  
V. M.; Msinde, J.; and Nditi,  
H., 1968 a  
and agricultural practices Tanzania
- Schistosomiasis Mehriz, I., 1958 a  
human, intestine, clinical review, diagnosis, pathology
- Schistosomiasis Menyé, P. A.; Sérafino, X.;  
Quénun, C.; and Camara, M.,  
1965 a  
human, urogenital,  
associated with cervical  
cancer
- Schistosomiasis Morgan, C.N., 1971 a  
human intestine, low incidence of colon-rectal cancer
- Schistosomiasis Mossop, R. T., 1967 a  
human spinal cord, case reports, differential diagnosis
- Schistosomiasis Miting, D., 1963 a  
human liver, clinical review
- Schistosomiasis Muhsen, J.; al-Waidh, M.; and  
Shawkat, T., 1968 a  
humans, Ambilhar Iraq
- Schistosomiasis Muret, G., 1973 a  
human urinary tract, as-  
sociation with bladder carcinoma Africa
- Schistosomiasis Naji, K.; Fakhri, O.; and  
Mousawy, K. M., 1973 a  
possible source of human  
immunity to echinococcosis
- Schistosomiasis Nakash, M. S., 1962 a  
human, acute appendicitis,  
case report Iraq
- Schistosomiasis Nuti, M., 1966 a  
human, treatment, ambilhar
- Schistosomiasis Onabamiro, S. D., 1972 a  
seasonal fluctuation,  
population density, *Bulinus* (*Physopsis*) *globosus*, *B.*  
*forskalii* Sierra Leone
- Schistosomiasis Orrico, F., 1960 a  
human, treatment, review Brazil
- Schistosomiasis Otieno, L. H., 1969 a  
snail vectors, population  
control, experimental pond study Tanzania
- Schistosomiasis Owor, R., 1971 a, figs.  
West Nile native tribes  
affected more severely and more frequently than other  
tribes, possible epidemiology West Nile area, Uganda
- Schistosomiasis Pádua Vilela, M., 1970 a  
human, antimonials, hycanthone, 5-nitrothiazole deriva-  
tives, review
- Schistosomiasis Palamarchuk, V. P.; and  
Gridnev, A. V., 1966 a  
human, urinary tract,  
X-ray findings Yemen
- Schistosomiasis Palmer, J. R.; de Colón, A.  
Z.; Ferguson, F. F.; and Jo-  
bin, W. R., 1970 a  
control program Patillas, Puerto Rico
- Schistosomiasis Palmer, P.E.S.; and Rothman,  
W.T., 1962 a  
human bladder, bladder  
stone, differential radiological diagnosis
- Schistosomiasis Paulinyi, H.M.; and Paulini,  
E., 1972 a  
snail vectors, biological  
control, Pomacea sp. as predator
- Schistosomiasis Pautrizel, R.; Tribouley, J.;  
Szersnowicz, F.; and Tribou-  
ley-Duret, J.M.L.G., 1968 a  
human, age factor in  
serological diagnostic  
tests, survey, comparison  
with toxoplasmosis, syphilis Antilles françaises
- Schistosomiasis Payer, J.; and Škutil, V.,  
1963 a  
human, urological, in-  
creased occurrence Czechoslovakia
- Schistosomiasis Forge, J. F., 1970 a  
humans, clinical review
- Schistosomiasis Raffucci, F. L.; Bernal, J.  
F.; Garcia Palmieri, M. R.;  
and Escalera, G., 1963 a  
human liver, esophageal  
varices, surgical treat-  
ment
- Schistosomiasis Ramos, O. L.; and Saad, F. A.,  
1965 a  
human, liver function  
tests, differential diagnosis, cirrhosis
- Schistosomiasis Raposo de Almeida, F. M.; et  
al., 1970 a  
hycanthone, drug trials,  
electrocardiographic study
- Schistosomiasis Richards, H. C., 1969 a  
rodents, primates, experimentally, 2-aminoethyltetrahy-  
droquinoline derivatives
- Schistosomiasis Ridley, C.M., 1972 a  
human vulva, literature review
- Schistosomiasis Rifaat, M. A.; Abdel-Aal, T.  
M.; and Asmar, M. F., 1972 a  
urinary, diagnosis, use  
of *Fasciola gigantica* antigens, intradermal test
- Schistosomiasis Rittey, D. A. W., 1970 a  
control measures, need for  
research, measurement of results Africa
- Schistosomiasis Rodríguez-Molina, R., 1968 a  
occurrence, statistics Puerto Rico
- Schistosomiasis Ron Pedrique, M.; and Ercoli,  
N., 1969 a  
NAP, humans, drug trials
- Schistosomiasis Ron Pedrique, M.; and Ercoli,  
N., 1971 a  
man, NAP, mass therapy,  
good results

- Schistosomiasis  
hycanthone, human Ron Pedrique, M.; and Sanz  
Junenez, M., 1969 a
- Schistosomiasis Rosin, I. R.; and Todes, G.W.,  
human, stomach, com- 1965 a  
plicating a gastric ulcer, Rhodesia  
case report
- Schistosomiasis Salem, H. H., 1966 b  
humans, prophylaxis, control, review
- Schistosomiasis Santana, E. T., 1961 a  
human, glucamine, anti- Brasil  
monial trivalent solution, antimony thiomalate lithium
- Schistosomiasis Schadewaldt, H., 1963 a  
early history; biography, Theodor Bilharz
- Schistosomiasis Schwetz, J., 1951 m  
molluscan vectors, Central Africa  
planorbids, conchology and ecology
- Schistosomiasis Sérafino, X.; Diouf, B.;  
human uterine cervix, Richir, C.; and Breton, P.,  
associated with cancer 1963 a  
Senegal
- Schistosomiasis Sérafino, X.; Tossou, H.; and  
human urinary tract, Diouf, B., 1963 b  
plastic surgical repair, bladder
- Schistosomiasis Sérafino, X.; Tossou, H.;  
human urinary tract, Diouf, B.; and Menye, P.,  
nephrectomy as treatment 1962 a  
of choice
- Schistosomiasis Shafik, A., 1968 a  
human bladder, associated with cancer, surgical repair
- Schistosomiasis Shafik, A., 1968 b  
human urinary tract, surgical treatment
- Schistosomiasis Shamma, A.H.; and Rassam,  
human, liver, cirrhosis, A.J., 1966 a  
statistical survey Iraq
- Schistosomiasis Shamma, A.H.; and Rassam, A.  
human urinary tract, J., 1966 b, figs.  
splenic involvement, histopathology
- Schistosomiasis Shawkat, T.; and Muhsen, J.,  
human urological, surgi- 1963 a  
cal complications, treat- Iraq  
ment
- Schistosomiasis Simpson, T. R., 1963 a  
human, bilateral stric- Rhodesia  
ture of upper ureters, surgical treatment
- Schistosomiasis Simpson, T. R., 1965 a, fig.  
human bladder, surgical Rhodesia  
repair
- Schistosomiasis Sodeman, W.A. (jr.), 1972 a  
snail vectors, reaction to low frequency pulses of di-  
rect electric current
- Schistosomiasis Sohn, I. G.; and Kornicker,  
Cypretta kawatai, L. S., 1972 a  
predator of snail vectors
- Schistosomiasis Somers, K.; and Rosanelli,  
human, antimony dimer- 1962 b  
-cupto-succinate, electrocardiographic effects
- Schistosomiasis Sparrow, C. H., 1966 a  
child, schistosome granu- Rhodesia  
-loma of conjunctiva
- Schistosomiasis Speranzini, M.B.; Widman, A.;  
human liver, portal Ramos de Oliveira, M.; and  
hypertension syndrome, Rocha, P., 1971 a  
lymphography
- Schistosomiasis Steele, J. H., 1967 a  
human, FAO/WHO report
- Schistosomiasis Talib, H., 1970 a  
human bladder, etiology Iraq  
in bladder cancer
- Schistosomiasis Tatit, E. D.; Bitelli, T.;  
human liver, hepatic and Carvalho, N. F., 1967 a  
blood flow determinations, radioactive gold
- Schistosomiasis Teixeira, R., 1960 b  
human, anthelmintics, review
- Schistosomiasis Tonelli, E.; Neves, J.;  
human, mortality rate Loiola, J. C.; and Colen, S.  
E. V., 1969 a
- Schistosomiasis Wakefield, G.S.; Carroll,  
human, spinal cord, J.D.; and Speed, D.E., 1962 a  
diagnosis, clinical review
- Schistosomiasis Warren, K. S., 1971 a  
immunity, review
- Schistosomiasis Warren, K. S., 1972 b  
liver pathology, man
- Schistosomiasis Warren, K. S., 1973 a  
human, immunity, ecology, control, review
- Schistosomiasis Weinberg, R.W.; and Gelfand,  
human urinary tract, M., 1968 a  
vesico-ureteral reflux, etiology
- Schistosomiasis Williams, J. S.; Sadun, E. H.;  
radioactive antigen and Gore, R. W., 1971 a  
microprecipitin test, using *Schistosoma mansoni* antigen
- Schistosomiasis Woodhead, B. G., 1971 a  
standard sera, preservation, complement fixation test
- Schistosomiasis World Health Organization.  
chemotherapy, mollus- Expert Committee on Schisto-  
cicides, review somiasis Control, 1973 a
- Schistosomiasis Zaher, M. F.; and El-Deeb,  
human, prostate, bladder- A. A., 1971 a  
neck obstruction, clinical management
- Schistosomiasis Zaky, H. A.; El-Heneidy, A.  
humans, portopulmonary, R.; and Tarabeih, A. A. E.-  
hyperventilation, dysp- M., 1968 a  
-nea, clinical aspects
- Schistosomiasis Zaky, S. A.; and Hashem, M.,  
humans, distribution in 1962 a  
body organs, complications, Egypt  
autopsy survey

- Schistosomiasis humans, niridazole given in conjunction with barbiturate, decreased toxic reaction Zandréa, B.; et al., 1967 a
- Schistosomiasis diagnosis, radiotopes Ziliotto, D., 1971 a, 379
- Schistosominae Stiles and Hassall, 1898 mammalian, bird, intermediate and definitive hosts, geographic distribution, life cycle, disease transmission, review Abdel Malek, E. T., 1961 b
- Schistosominae Stiles and Hassall, 1898 as syn. of Schistosomatinae Stiles and Hassall, 1926 Farley, J., 1971 a
- Scintillovulva subgen. n. subgen. of Microcotyle s. s. Unnithan, R. V., 1971 a, 366, 388  
tod: Microcotyle (Scintillovulva) labracis (v. Beneden & Hesse, 1863) comb. n.
- Sclerodistomoides n. g. Sclerodistomidae Kamegai, S., 1971 a, 106, 108  
tod: *S. pacificus* n. sp.
- Sclerodistomoides pacificus n. g., n. sp. (tod) Cypselurus pinnatibarbatus japonicus (gall bladder) Kamegai, S., 1971 a, 105-106, 107, 108, figs. 1-3  
Hachijo Island, Pacific coast of Japan
- Separogermiductus Skrjabin and Guschanskaja, 1955 as syn. of Lecithochirium Lühe, 1901 Nasir, P.; and Dfaz, M. T., 1971 d, 28
- Separogermiductus macrorchis (Crowcroft, 1946) Manter and Pritchard, 1960 as syn. of Lecithochirium macrorchis (Crowcroft, 1946) Skrjabin and Guschanskaja, 1955 Nasir, P.; and Dfaz, M. T., 1971 d, 34
- Separogermiductus magnus (Yamaguti) Skrjabin and Guschanskaja, 1955 as syn. of Lecithochirium magnus (Yamaguti, 1938) [n. comb.] Nasir, P.; and Dfaz, M. T., 1971 d, 34
- Separogermiductus zeloticus Travassos et al. as syn. of Lecithochirium zeloticus (Travassos, Freitas, and Bührnheim, 1966) [n. comb.] Nasir, P.; and Dfaz, M. T., 1971 d, 35
- Sibitrema Yamaguti, 1966 Gastrocotylini trib. n. Syn.: Metapseudaxine Mamaëv, 1967 Lebedev, B. I., 1971 a
- Sibitrema poonui Yam., 1966 Syn.: Metapseudaxine ventrosicula Mamaëv, 1967 Lebedev, B. I., 1971 a
- Silonditrema Tripathi, 1959 valid genus, "Jain's synonymy seems unjustified" Dactylogyridae, Ancyrocephalinae Yamaguti, S., 1963 a, 79, 85
- Singhiatrema lali Chakrabarti, 1967 redescription Tropicodonotus piscator (intestine, rectum) Pandey, K. C.; and Shrivastava, S., 1972 a, fig. Lucknow
- Sinobilharzia odhneri Dutt and Srivastava, 1961 as syn. of Austrobilharzia odhneri (Faust, 1924) Farley, J., 1971 a
- Siphodera ghanensis Fischthal and Thomas, 1968 Hydrocyon brevis (small intestine) Fischthal, J. H.; and Thomas, J. D., 1972 a  
Volta River estuary near Sogakofe, Ghana
- Siphodera vinalwardsii (Linton, 1901) Linton, 1910 Syn.: Monostomum vinalwardsii Linton, 1901 Bairdiella chrysurus (ceca) Pensacola Bay Nahhas, F. M.; and Powell, E. C., 1971 a
- Siphoderina Manter, 1934 reinstated, redefined Cryptogonimidae Durio, W. O.; and Manter, H. W., 1969 a, 300
- Siphoderina paracatalae n. sp. Lutjanus sp. (intestine) Durio, W. O.; and Manter, H. W., 1969 a, 293, 297, 300, figs. 20-22  
Noumea, New Caledonia
- Skrjabinophyetus neomydis Dimitrova E. et Genov T. 1967 additional description Neomys fodiens (duodenum) Euzet, L.; and Jourdan, J., 1970 a, figs.  
Estavar (Pyrénées-Orientales)
- Skrjabinopsolus Ivanov, 1934 Syn.: Pristotrema Cable, 1952 Bykhovskaia, I. E. (Pavlovskaja); and Mikailov, T. K., 1969 a, 167  
type species: *S. semiarmatum* (Molin, 1858) Ivanov, 1934 [n. comb.]
- Skrjabinopsolus acipenseris Ivanov, 1934 as syn. of Skrjabinopsolus semiarmatum (Molin, 1858) Ivanov, 1934 [n. comb.] Bykhovskaia, I. E. (Pavlovskaja); and Mikailov, T. K., 1969 a, 167
- Skrjabinopsolus manteri (Cable, 1952) Syn.: Pristotrema manteri Cable, 1952 Bykhovskaia, I. E. (Pavlovskaja); and Mikailov, T. K., 1969 a, 167
- Skrjabinopsolus minor n. sp. Acipenser güldenstädti persicus n. kurensis (intestine) Bykhovskaia, I. E. (Pavlovskaja); and Mikailov, T. K., 1969 a, 164, 165-166, 167, fig. 2  
Azerbaïdzhan coast, Middle Caspian
- Skrjabinopsolus semiarmatum (Molin, 1858) Ivanov, 1934 [n. comb.] (type species) Syn.: Distomum semiarmatum Molin, 1858; Skrjabinopsolus acipenseris Ivanov, 1934; *S. skrjabini* Osmanov, 1940  
Huso huso caspicus n. kurensis  
Acipenser nudiventris derjavini  
A. güldenstädti persicus n. kurensis  
A. stellatus stellatus n. cyrensis Bykhovskaia, I. E. (Pavlovskaja); and Mikailov, T. K., 1969 a, 167
- Skrjabinopsolus skrjabini Osmanov, 1940 as syn. of Skrjabinopsolus semiarmatum (Molin, 1858) Ivanov, 1934 [n. comb.] Bykhovskaia, I. E. (Pavlovskaja); and Mikailov, T. K., 1969 a, 167
- Solostamenides gen. n. Microcotylidae, Microcotylinae Unnithan, R. V., 1971 a, 366, 368, 388-389  
tod: *S. mugilis* (Vogt, 1879) comb. nov.

- Solostamenides chrysophryi* Unnithan, R. V., 1971 a, 388-389 (v. Ben. & Hesse, 1863) comb. n.
- Solostamenides mouvoi* Unnithan, R. V., 1971 a, 388 (Ishii & Sawada, 1938) comb. n.
- Solostamenides mugilis* Unnithan, R. V., 1971 a, 366, 388 (Vogt, 1879) gen. n. and comb. n. (tod)
- Solostamenides pseudomugilis* Unnithan, R. V., 1971 a, 388 (Hargis, 1956) comb. n.  
"considered identical with": *Microcotyle mugilis* of Par. & Per., 1890; *M. macracantha* Alexander, 1954
- Solostamenides suzuki* Unnithan, R. V., 1971 a, 388 (Ishii & Sawada, 1938) comb. n.
- Sonsinotrema calloti* Combes, C.; and Gerbeaux, M. Dollfus, 1951  
*Rana ridibunda perezii* (duodenum) Pyrénées
- Sonsinotrema tacapense* Combes, C.; and Gerbeaux, M. Balozet et Callot, 1938  
*Rana ridibunda perezii* (duodenum) Pyrénées
- Soricitrema Bykhovskaia-Pavlovskaja et Kulakova* gen. n. Troglotrematidae  
Bykhovskaia, I. E. (Pavlovskaja); Vysotskaia, S. O.; and Kulakova, A. P., 1970 a mt: *S. baeri* sp. n.
- Soricitrema baeri* Bykhovskaia-Pavlovskaja et Kulakova gen. et sp. n. (mt) Sorex araneus (kidneys) *S. minutus* (kidneys)  
Bykhovskaia, I. E. (Pavlovskaja); Vysotskaia, S. O.; and Kulakova, A. P., 1970 a, 25, 26-27, 33, fig. 1 all from Transcarpathian region (Ukraine), Tiachevsk region
- Spelotrema Jaegerskioeldi*, 1901 Deblock, S.; and Pearson, J.C., 1969 b  
as syn. of *Microphallus* Ward, 1901
- Spelotrema narii*, Rao, 1965 Deblock, S.; and Pearson, J.C., 1969 b  
generic affiliation in question
- Sphaeridiotrema* spp. Arru, E.; and Papadopoulos, I., 1972 a  
*molluscicides* Sardinia  
*Bulinus truncatus*
- Sphaeridiotrema globulus* Berntzen, A. K.; and Macy, R. W., 1969 a  
in vitro culture, metacercarial stage to egg production, in vivo compared
- Sphaeridiotrema globulus* (Rudolphi, 1814) Franca Lanci, G.; and Manfredini, L., 1970 b  
snail intermediate hosts, distomatosis, domestic fowls  
*Bithynia tentaculata*  
*Lymnaea palustris*  
*Lymnaea auricularia*  
*Lymnaea stagnalis*  
*Physa acuta*  
*Planorbis planorbis*  
*P. corneus*  
*Vivipara fasciata*
- Sphaeridiotrema globulus* pathology, ulcerative enteritis  
Speckmann, G.; Robertson, A.; and Webster, W. A., 1972 a  
*Cygnus olor* Ottawa, Ontario
- Sphaerostoma bramae* Miller Kotikova, E. A., 1969 a  
nervous system morphology, localization of cholinesterases
- Sphaerostomum bramae* Koval, V. P., 1970 a, figs. (Miller, 1776)  
description and diagnostic characters of young, sexually immature forms
- Sphaerostoma bramae* Krasnodembskiĭ, E. G., 1972 a  
gland cells, physiology, morphology, histochemistry
- Sphaerostoma bramae* (intestine of all) [Rutilus rutilus] [Esox lucius] [Perca fluviatilis] Rauckis, E., 1970 a  
all from Lake Dusia, Lithuania
- Sphaerostoma bramae* Miller, 1776 Shaova, N. D., 1969 b  
high floods, changes in parasite fauna  
all from Kuban river  
[*Pelecus cultratus*] [Aspius aspius]
- Sphaerostoma bramae* Carassius Abramis brama Tomatik, E.N.; and Esinenko-Marits, N. M., 1968 a  
all from Moldavian reservoirs
- Sphaerostoma bramae* (Miller, 1776) Wootten, R., 1973 a  
Rutilus rutilus (intestine) Hanningfield Reservoir, Essex
- Sphaerostomum globiporum* Koval, V. P., 1970 a, figs. (Rad., 1802)  
description and diagnostic characters of young, sexually immature forms
- Sphaerostomum*. See *Sphaerostoma*.
- Spinterostoma branchiostegi* Yamaguti Machida, M.; Ichihara, A.; and Kamegai, S., 1970 a  
Branchiostegus japonicus (small intestine) sea north of the Tsushima Islands
- Sphyranuridae* Poche, 1926 Yamaguti, S., 1963 a  
diagnosis, Polystomatoidea  
Syn.: Dicotylidae Monticelli, 1903
- Spinuris* Doran, 1953, emend. Young, P. C., 1967 c, 386, Monocotylidae, Monocotylinae, key
- Spinuris lophosoma* Young, P. C., 1967 c, 408  
Doran, 1953 Long Beach, Los Angeles Co., California, U.S.A.  
*Rhinobatos productus*
- Spirorchis* sp. Isseroff, H.; and Cable, R.M., 1968 a, figs. 14-16  
cercaria, photoreceptors, ultrastructure
- Spirorchis* sp. Isseroff, H.; and Cable, R.M., 1968 a, figs. 8-9  
miracidium, photoreceptors, ultrastructure
- Spirorchis* sp. Martin, D. R., 1973 a  
*Chrysemys picta* all from southern Illinois  
*Pseudemys scripta*

- Spirorchis elegans* survival and egg laying in chick chorioallantois Fried, B.; and Tornwall, R. E., 1969 a
- Spirorchis elegans* Stunkard 1923 as syn. of *S. scripta* Goodchild, C. G.; and Martin, V. L., 1969 b, 1172
- Spirorchis elegans* *Chrysemys picta* *Pseudemys scripta* Martin, D. R., 1973 a all from southern Illinois
- Spirorchis magnitestis* *Ghelydra serpentina* Martin, D. R., 1973 a southern Illinois
- Spirorchis parvus* ecological observations, *Chrysemys picta picta* Holliman, R. B., 1971 a
- Spirorchis parvus* (Stunkard, 1923) redescription, pathology *Chrysemys picta picta* (nat. and exper.) *Helisoma anceps* (nat. and exper.) Holliman, R. B.; Fisher, J. E.; and Parker, J. C., 1971 a, figs. all from Giles County, Virginia
- Spirorchis picta* Stunkard, 1923 as syn. of *S. scripta* Goodchild, C. G.; and Martin, V. L., 1969 b, 1172
- Spirorchis scripta* survival and egg laying in chick chorioallantois Fried, B.; and Tornwall, R. E., 1969 a
- Spirorchis scripta* normal morphological variation, monomiracidial pureline strains Syn.: *Spirorchis elegans* Stunkard, 1923; *S. picta* Stunkard, 1923 *Chrysemys picta* (nat. and exper.) *Menetus dilatatus* (exper.) Goodchild, C. G.; and Martin, V. L., 1969 b, 1172, figs. Lullwater Lake, campus of Emory University
- Spirorchis scripta* ecological observations, *Chrysemys picta picta* Holliman, R. B., 1971 a
- Spirorchis scripta* (Stunkard, 1923) *Chrysemys picta picta* (nat. and exper.) Holliman, R. B.; Fisher, J. E.; and Parker, J. C., 1971 a Giles County, Virginia
- Spirorchis scripta* snails, suppressed egg-laying Hosier, D. W.; and Goodchild, C. G., 1970 a
- Sprostonia* Jain, 1959, pre-occupied as syn. of *Neosprostonia* Jain, 1959 Yamaguti, S., 1963 a, 73, 85
- Squalonchocotyle centrophori* n. sp. *Centrophorus granulosis* (branchies) Maillard, C., 1970 b, 563, 567, 568-573, figs. 6-11 Sète, France (Golfe du Lion)
- Squalonchocotyle cerfontaini* n. sp. *Dalatias licha* (branchies) Maillard, C., 1970 b, 563, 573-576, figs. 12-15 Banyuls, France (Golfe du Lion)
- Squalonchocotyle laymani* Yamaguti as syn. of *Epopocotyle laymani* (Yamaguti, 1958) n. comb. Yamaguti, S., 1963 a
- Squaroacetabulum* n. gen. *Spirorchidae* Simha, S. S.; and Chattopadhyaya, D. R., 1970 a, 290-293 tod: *S. solus*, n. gen., n. sp.
- Squaroacetabulum solus* n. gen. n. sp. (tod) *Chelone mydas* (ventricle of heart) Simha, S. S.; and Chattopadhyaya, D. R., 1970 a, 290-294, fig. 1 Camp Mandapam, Gulf of Manar (South India)
- Stephanoprora campomica* n. sp. *Caiman crocodilus* (intestine) Nasir, P.; and Diaz, M. T., 1971 b, 233, 238, 240, 246, figs. 1-2 Laguna de Campoma, Sucre State; Laguna la Encantada, Onoto, Arzoategui State, Venezuela
- Stephanoprora denticulata* (Rudolphi, 1802) *Rynchops nigra* Kinsella, J. M., 1972 a Lake Okeechobee, Florida
- Stephanostomum* sp. *Chrysophrys major* (small intestine) Machida, M.; Ichihara, A.; and Kamegai, S., 1970 a sea north of the Tsushima Islands
- Stephanostomum* sp. *metacercaria* age of host, degree of infection *Nemipterus japonicus* Parukhin, A. M., 1973 a Indian Ocean
- Stephanostomum* sp. (immature) *Cymatogaster aggregata* *Hyperprosopeon argenteum* Rodella, T. D.; and Nahhas, F. M., 1969 a all from Tomales and Bodega Bays, California
- Stephanostomum adinter-ruptum* n. sp. *Fistularia villosa* (intestine) Hafeezullah, M., 1971 b, 85, 86-87, fig. 17 Visakhapatnam, Bay of Bengal
- Stephanostomum africanum* n. sp. *Pseudolithus senegalensis* (small intestine) Fischthal, J. H.; and Williams, M. O., 1971 a, 41-43, 45, 49, figs. 1, 2 Sierra Leone River estuary near Bullom, Sierra Leone
- Stephanostomum attenuatum* n. sp. *Scomberoides tala* (intestine) Hafeezullah, M., 1971 b, 84, 85, 86, 87, fig. 16 Madras, Bay of Bengal
- Stephanostomum casum* (Linton, 1910) McFarlane 1934 *Lutjanus argentimaculatus* (intestine) Durio, W. O.; and Manter, H. W., 1969 a, figs. Noumea, New Caledonia
- Stephanostomum dentatum* seasonal distribution *Massarius obsoletus* McDaniel, J. S.; and Coggins, J. R., 1971 a Calico Creek, Morehead City, North Carolina
- Stephanostomum japonocasum* n. sp. (intestine of all) *Epinephelus* sp. *Serranidae* Durio, W. O.; and Manter, H. W., 1969 a, 293-295, figs. 1-3 all from Noumea, New Caledonia

- Stephanostomum megacephalum* Manter, 1940  
Caranx hippos (intestine) Nahhas, F. M.; and Powell, E. C., 1971 a  
Santa Rosa Sound
- Stephanostomum pristis* age and sex of host, seasonal distribution, comparison of areas near Isle of Man, Odontogadus merlangus Shotter, R. A., 1973 a
- Stephanostomum sierraleonensis* n. sp. Fischthal, J. H.; and Williams, M. O., 1971 a, 43-44, 45, 49, figs. 3, 4  
Sierra Leone River estuary near Bullom, Sierra Leone
- Sterrhurus* Looss, 1907 as syn. of *Lecithochirium Lühe*, 1901 Nasir, P.; and Díaz, M. T., 1971 d, 28
- Sterrhurus* spp. (stomach of all) Machida, M.; Ichihara, A.; and Kamegai, S., 1970 a  
all from sea north of the Tsushima Islands
- Aulopus japonicus*  
*Astroconger myriaster*  
*Conger japonicus*  
*Auxis tapeinosoma*  
*Platycephalus indicus*
- Sterrhurus* sp. *Nigrelli* and Stunkard, 1933 as syn. of *Lecithochirium grandiporum* (Rudolphi, 1819) Nasir, P.; and Díaz, M. T., 1971 d, 33
- Sterrhurus concavovesiculus* Reid, Coil, and Kuntz, 1965 as syn. of *Lecithochirium Lühe*, 1901 Nasir, P.; and Díaz, M. T., 1971 d, 33  
*caudiporum* (Rudolphi, 1819)
- Sterrhurus floridensis* Manter, 1934, in part as syn. of *Lecithochirium parvum* Manter, 1947 Nahhas, F. M.; and Powell, E. C., 1971 a, 4
- Sterrhurus goslinei* Manter and Pritchard, 1960 as syn. of *Lecithochirium pacificus* (Yamaguti, 1958, pro *Sterrhurus magnacatabulum* Yamaguti, 1942 nec Guiart, 1938) [n. comb.] Nasir, P.; and Díaz, M. T., 1971 d, 34
- Sterrhurus havanaensis* (Pérez-Vigueras, 1958) as syn. of *Lecithochirium Pérez-Vigueras*, 1958) [n. comb.] Nasir, P.; and Díaz, M. T., 1971 d, 34
- Sterrhurus inimici* Yamaguti (stomach) *Inimicus japonicus* (stomach) Machida, M.; Ichihara, A.; and Kamegai, S., 1970 a  
sea north of the Tsushima Islands
- Sterrhurus laeve* (Linton, 1898) of Manter, 1931, in part as syn. of *Sterrhurus musculus* Looss, 1907 Nahhas, F. M.; and Powell, E. C., 1971 a, 4
- Sterrhurus laeve* Manter, 1931 nec Linton, 1898 as syn. of *Lecithochirium grandiporum* (Rudolphi, 1819) Nasir, P.; and Díaz, M. T., 1971 d, 33
- Sterrhurus loossi* as syn. of *Lecithochirium latius* (Pérez-Vigueras, 1958) [n. comb.] Nasir, P.; and Díaz, M. T., 1971 d, 34
- Sterrhurus microcercus* Manter, 1947 as syn. of *Lecithochirium mecosaccum* Manter, 1947 Nasir, P.; and Díaz, M. T., 1971 d, 34
- Sterrhurus monticelli* (Linton, 1898) of Manter, 1931, in part as syn. of *Lecithochirium microstomum* Chandler, 1935 Nahhas, F. M.; and Powell, E. C., 1971 a, 4
- Sterrhurus monticellii* (Linton, 1898) Linton, 1910, nec Siddiqi and Cable, 1960 as syn. of *Lecithochirium monticellii* (Linton, 1898) Skrzjabin and Guschanskaja, 1955 Nasir, P.; and Díaz, M. T., 1971 d, 28
- Sterrhurus musculus* Looss, 1907 (stomach, small intestine of all) *Clupisudis* (=Heterotis) niloticus  
*Scorpaena senegalensis* Fischthal, J. H.; and Thomas, J. D., 1972 a  
all from Aka lagoon, Volta estuary near Sogakofe, Ghana
- Sterrhurus musculus* Looss, 1907 Nahhas, F. M.; and Powell, E. C., 1971 a  
Syn.: *Sterrhurus laeve* (Linton, 1898) of Manter, 1931, in part  
(stomach of all) all from Santa Rosa Island  
*Centropristis melanus*  
*Lepophidium profundorum*  
*Lutjanus blackfordi*  
*Ogocephalus radiatus*  
*Opsanus beta*  
*Porichthys porosissimus*
- Sterrhurus musculus* Looss, 1907 Overstreet, R. M., 1968 a  
Florida  
*Synodus foetens* (stomach epithelium)
- Sterrhurus ryptici* as syn. of *Lecithochirium latius* (Pérez-Vigueras, 1958) [n. comb.] Nasir, P.; and Díaz, M. T., 1971 d, 34
- Sterrhurus tajalius* Hamaná Nasir, P.; and Díaz, M. T., Nasir, and Díaz, 1970 1971 d, 28  
as syn. of *Lecithochirium monticellii* (Linton, 1898) Skrzjabin and Guschanskaja, 1955
- Stictodora magnispina* Tringa glareola Belopol'skaia, M. M., 1969 a  
Baltic Sea
- Stictodora sawakinensis* Looss, 1899 Kannangara, D. W. W., 1971 c, fig.  
*Canis familiaris* (small intestine) Colombo (Western Province), Ceylon
- Stictodora ubelakeri* Dailey, 1969 Dailey, M. D.; and Hill, B.L., 1971 a  
*Zalophus californianus* (small intestine) southern and central California coast
- Stomachicola* Yamaguti, 1934 key to Indian species Verma, S. L., 1973 a  
Syns.: *Pseudostomachicola* Skrzjetjusch. 1954; *Allostomachicola* Yamaguti, 1958
- Stomachicola magna* (Manter 1931) Manter, 1947 Overstreet, R. M., 1968 a  
Florida  
*Synodus foetens* (stomach epithelium)
- Stomachicola mastacembeli* n. sp. key Verma, S. L., 1973 a, 167-170, figs. 1-5  
*Mastacembelus armatus* (intestine) river Damodar, Bokaro, Bihar, India

- Stomachicola muraenesocis* Yamaguti, 1934  
Muraenesox talabonoides (alimentary canal) Gupta, N. K.; and Sehgal, S. K., 1971 a, fig. west coast of India, Bombay
- Stomachicola muraenesocis* Yamaguti, 1934  
key Verma, S. L., 1973 a
- Stomachicola secundus* Srivastava, 1939  
key Verma, S. L., 1973 a
- Stomachicolinae* [sp.] *Alectis indica* (intestine) Bilqees, F. M., 1970 c, fig. off Karachi Coast
- Stomatrema faranciae* Parker, 1941  
as syn. of *Stomatrema pusilla* (Guberlet, 1928) Rabalais, F. C., 1969 a
- Stomatrema guberleti* Byrd, 1937  
as syn. of *Stomatrema pusilla* (Guberlet, 1928) Rabalais, F. C., 1969 a
- Stomatrema pusilla* (Guberlet, 1928) Rabalais, F. C., 1969 a  
Louisiana  
Syns.: *Stomatrema guberleti* Byrd, 1937; *S. faranciae* Parker, 1941  
*Farancia abacura reinwardti* (mouth)
- Stossichiella* gen. nov. *Mesometridae* Orecchia, P.; and Paggi, L., 1964 b, 259, 266-267  
tod: *S. spinosissima* (Stossich, 1833) comb. nov.
- Stossichiella Orecchia e* Paggi, 1964  
*Mesometridae*; *Mesometrinae*, subfam. nov., key Paggi, L.; and Orecchia, P., 1964 a
- Stossichiella spinosissima* (Stossich, 1833) comb. nov. (tod) Orecchia, P.; and Paggi, L., 1964 b, 259-268, figs. 1-2  
Syn.: *Centroderma spinosissimum* (Stossich, 1833) Luhe, 1901  
*Box salpa* (intestine) golfo di Napoli e di Salerno
- Stossichiella spinosissima* (Stossich, 1883) *Orecchia e* Paggi, 1964  
+*Box salpa* (intestine) Paggi, L.; and Orecchia, P., 1964 a, figs.
- Strigea* sp. La Rue, 1927  
as syn. of *Cotylurus c. cucullus* (Thoss) Odening, K.; Mattheis, T.; and Bockhardt, I., 1970 a
- Strigea cuncumae* Bisseru *Circus ranivorus* (intestin grêle) Dubois, G.; and Beverley-Burton, M., 1971 a  
Bangweulu Swamp, Zambia
- Strigea michiganensis* La Rue in Van Haitzma, 1930  
as syn. of *Cotylurus c. cucullus* (Thoss) Odening, K.; Mattheis, T.; and Bockhardt, I., 1970 a, 184
- Strigea orientalis* Vidyarthi, 1937  
*Elanus caeruleus* (intestine) Gupta, N. K.; and Mehrotra, V., 1971 g, fig. Chandigarh, India
- Strigea subglandulosa* n. sp. *Circus ranivorus* (intestin grêle) Dubois, G.; and Beverley-Burton, M., 1971 a, 6-7, fig. 1  
Bangweulu Swamp, Zambia
- Strigea triloborchis* n. sp. *ciseau incommu* (intestin grêle) Dubois, G.; and Beverley-Burton, M., 1971 a, 7-8, figs. 2-3  
Kariba, Rhodesia
- Strigea variegata* ex parte Lühe, 1909, André, 1917  
as syn. of *Cotylurus variegatus* (Creplin, 1825) Odening, K.; and Bockhardt, I., 1971 a
- Strigea variegata* (Creplin) as syn. of *Cotylurus c. cucullus* (Thoss) Odening, K.; Mattheis, T.; and Bockhardt, I., 1970 a
- Strigeata* La Rue, 1926 *Strigeida* (La Rue, 1926) includes: *Strigeoidea* Railliet, 1919; *Cyathocotylodea* (Dubois, 1936) Nicoll, 1937 Dubois, G., 1970 a  
Odening, 1960 et 1961 nom. et char. emend.
- Strigeatoidea* La Rue, 1926 et 1957 ex parte, subdivisions AI, II, et III as syn. of *Strigeida* (La Rue, 1926) Odening, 1960 et 1961 nom. et char. emend. Dubois, G., 1970 a
- Strigeida* (La Rue, 1926) Odening, 1960 et 1961 nom. et char. emend. Dubois, G., 1970 a  
Trematoda; Malacobothridia; Digenea; Anepitheliocystidia includes: *Strigeata* La Rue, 1926; *Clinostomata* (ta) Allison, 1943; *Schistosomata* (ta) La Rue, 1926  
Syn.: *Strigeatoidea* La Rue, 1926 et 1957 ex parte, subdivisions AI, II, et III
- Strigeidae* Railliet, 1919 *Strigeoinea* Dubois, 1964 includes: *Strigeinae* Railliet, 1919; *Duboisiiellinae* Baer, 1938 Dubois, G., 1970 a
- Strigeidae* I *Fossaria* sp. Esch, G. W., 1971 a  
Wintergreen Lake, Michigan
- Strigeidae* [sp.] *Helisoma* spp. *Physa* spp. *Gyraulus* sp. Esch, G. W., 1971 a  
Gull Lake, Michigan  
Wintergreen Lake, Michigan
- Strigeinae* Railliet, 1919 *Strigeidae* Railliet, 1919 includes: *Strigeini* Dubois, 1936; *Cotylurini* Dubois, 1936 Dubois, G., 1970 a
- Strigeini* Dubois, 1936 *Strigeinae* Railliet, 1919 Dubois, G., 1970 a
- Strigeoidea* Railliet, 1919 (= *Strigeoides* Dubois, 1936) *Strigeata* La Rue, 1926 includes: *Strigeoinea* Dubois, 1964; *Diplostomatoinea* Dubois, 1964; *Bolbocephalodoinea* nov. subsuperfam. Dubois, G., 1970 a
- Strigeoids* *Nosema* hyperparasitism of larval stages Hussey, K. L., 1973 a
- Strigeoid cercariae*, small *Cercarienhüllenreaktion* and agglutination reactions in avian schistosome antisera, no cross-reactivity LeFlore, W. B.; and Martin, W. E., 1972 a, figs.
- Strigeoinea* Dubois, 1964 (= *Strigeines* Dubois, 1936) *Strigeoidea* Railliet, 1919 includes: *Strigeidae* Railliet, 1919 Dubois, G., 1970 a

- Styphlodora condita* De Tury, E.; and Kobulej, T.,  
 Faria, 1911 1973 a, figs.  
 pathology  
 Constrictor cons' rictor (urinary tubes)
- Styphlodora horrida* Thatcher, V. E., 1970 b  
 (Leidy, 1850) Achote, Colon Province,  
 Lachesis muta (ureters) Panama  
 Constrictor constrictor Choco, Colombia  
 (ureters)
- Styphlodora magna* Rabalais, F. C., 1969 a  
 Agkistrodon piscivorus all from Louisiana  
 leucostoma  
 Coluber constrictor flaviventris  
 Natrix erythrogaster flavigaster  
 " rhombifera rhombifera  
 (gall bladder of all)
- Swakopella* gen. nov. Lebedev, B. I.; and Parukhin,  
 Gastrocotylodea; Goto- A. M., 1969 a, 56,62,64  
 cotylinae tod: *S. cephalica* sp. n.
- Swakopella cephalica* Lebedev, B. I.; and Parukhin,  
 gen. et sp. nov. (tod) A. M., 1969 a, 56,62-64,  
 Pomatomus saltatrix figs. 4a-d  
 Walvis Bay (southwest  
 Africa)
- Synaptobothrium v. Linstow*, Nasir, P.; and Diaz, M. T.,  
 1904 1971 d, 28  
 as syn. of *Lecithochirium* Lühe, 1901
- Syncoelium* sp. Overstreet, R. M., 1970 c,  
*Candacia pachydactyla* figs.  
 (thoracic spine) near mouth of Amazon River
- Synechorchis* Barker, 1922 Chattopadhyaya, D. R., 1972 b,  
 as syn. of *Diaschistor- 117*  
*chis* Johnston, 1913
- Szidatia* Dubois 1938 Dwivedi, M. P.; and Chauhan,  
 as syn. of *Gogatea* Lutz B. S., 1970 a, 144  
 1935
- Szidatinae* Dubois, 1938 Dubois, G., 1970 a  
*Prohemistomatidae* (Dubois, 1938) Sudarikov, 1961



- Tagia* Sproston, 1946, emended  
Tagiinae  
Dillon, W. A.; and Hargis, W. J. (jr.), 1965 b
- Tagia* Sproston, 1946  
Discocotylidae, Tagiinae n. subfam.  
key to genera  
Yamaguti, S., 1963 a
- Tagia bairdiella* Hargis  
as syn. of *Hargisia bairdiella* (Hargis, 1956) n. gen., n. comb.  
Yamaguti, S., 1963 a
- Tagia cupida* Hargis  
as syn. of *Pseudotagia cupida* (Hargis, 1956) n. gen., n. comb.  
Yamaguti, S., 1965 a
- Tagia ecuadori* (Meserve, 1938) Sproston, 1946  
Dillon, W. A.; and Hargis, W. J. (jr.), 1965 b, figs.
- Tagia gempylia* n. sp.  
*Rexea solandri* (gills)  
Dillon, W. A.; and Hargis, W. J. (jr.), 1965 b, 251, 255-257, pl. I, figs. 1-4  
Cape Campbell, Marlborough Province, South Island, New Zealand
- Tagia micropogoni* Pearse, 1949  
as syn. of *Macrovalvitrematoides micropogoni* (Pearse, 1949) Yamaguti, 1963  
Kingston, N.; Dillon, W. A.; and Hargis, W. J. (jr.), 1969 a
- Tagia micropogoni* Pearse, 1949  
as syn. of *Macrovalvitrematoides micropogoni* (Pearse, 1949) n. gen., n. comb.  
Yamaguti, S., 1963 a
- Tagia otolithis* (Yamaguti, 1953) Hargis, 1954  
as syn. of *Allotagia otolithis* (Yamaguti, 1953) n. comb.  
Dillon, W. A.; and Hargis, W. J. (jr.), 1965 a
- Tagiinae n. subfam.  
Discocotylidae, key to genera  
includes: *Tagia* Sproston, 1946; *Hemitagia* Sproston, 1946  
Yamaguti, S., 1963 a, 198
- Tagiinae Yamaguti, 1963  
Discocotylidae  
includes: *Allotagia* n. gen.  
Dillon, W. A.; and Hargis, W. J. (jr.), 1965 b
- Tanaisia* sp.  
*Fulica atra* (kidney)  
Borgarenko, L. F., 1970 a  
Tadzhikistan
- Tanaisia* (*Tamerlania*) *bra-gai* (Santos, 1934)  
*Gallus* (*Gallus*) *domesticus* (r'n n)  
Mayaudon Tarbes, H.; and Montoya, F., 1970 a  
Maracay, Estado Aragua, Venezuela
- Tanaisia fedtschenkoi*  
*Calidris alpina*  
*Tringa glareola*  
Belopol'skaia, M. M., 1969 a  
all from Baltic Sea
- Tanaisia fedtschenkoi*  
Skrjabin, 1924  
*Rallus longirostris* (kidney)  
Heard, R. W. III, 1970 a  
Louisiana; Mississippi; Alabama; Georgia; North Carolina; New Jersey
- Tanaisia longivitellata*  
Strom, 1947  
*Fulica atra* (kidney)  
*Gallinula chloropus* (kidney)  
*Porzana porzana* "  
Borgarenko, L. F., 1970 a  
all from Tadzhikistan
- Tanaisia zarudnyi*  
(Skrjabin, 1924)  
*Toxostoma rufum* (ureters)  
Feet, S.; and Ulmer, M. J., 1971 a  
Dickinson County, Iowa
- Telolecithus pugetensis*  
*Amphisticus argenteus*  
*Embiotoca lateralis*  
*Cymatogaster aggregata*  
*Hyperprosopon argenteum*  
Rodella, T. D.; and Nahhas, F. M., 1969 a  
all from Tomales and Bodega Bays, California
- Telolecithus tropicus*  
age of host, degree of infection  
*Trachurus trachurus*  
Parukhin, A. M., 1973 a  
Indian Ocean
- Telorchis* sp.  
*Lepomis cyanellus*  
(intestinal washings)  
Mondl, M. C.; and Rabalais, F. C., 1972 a  
National Wildlife Refuge, Ottawa Co., Ohio
- Telorchis compactus* sp. n.  
*Emydoidea blandingi*  
(oviducts)  
Cable, R. M.; and Sanborn, C. R., 1970 a, 211-214, fig. 1  
northwestern Indiana
- Telorchis corti*  
*Chelydra serpentina*  
*Pseudemys scripta*  
*Terrapene carolina*  
Martin, D. R., 1973 a  
all from southern Illinois
- Telorchis corti*  
Stunkard, 1915  
*Pseudemys elegans* (intestinal tract)  
Thatcher, V. E., 1970 b  
Juan Mina, Chagres River, Canal Zone
- Telorchis dhongokii* Mehra and Bokhari, 1932  
*Kachuga dhongoka* (intestine)  
Jahan, A., [1971 a], fig. Lucknow, river Gomati
- Telorchis pellucidus* Mehra and Bokhari, 1932  
*Kachuga dhongoka* (intestine)  
Jahan, A., [1971 a], figs. Lucknow, river Gomati
- Telorchis pseudoaculeatus*  
*Regina grahama* (small intestine)  
Rabalais, F. C., 1969 a  
Louisiana
- Telorchynchinae subfam. nov.  
key to genera and species  
Bucephalidae  
Lebedev, B. I., 1968 b, 160, 167  
type: *Telorchynchus* Crowcroft, 1947
- Telorchynchoidea gen. nov.  
Bucephalidae; Telorchynchinae, key, key to species  
Lebedev, B. I., 1968 b, 156, 165-166, 167  
tod: *T. longicollis* sp. n.
- Telorchynchoidea *longicollis*  
gen. et sp. nov. (tod)  
key  
*Arripis trutta* (stomach)  
Lebedev, B. I., 1968 b, 156, 163-165, 166, 167, fig. 6  
Great Australian Bight
- Telorchynchus* Crowcroft, 1947 (type of subfam.)  
Bucephalidae; Telorchynchinae  
key, key to species  
Lebedev, B. I., 1968 b, 166, 167

- Telorhynchus arripidis* Crowcroft, 1947  
key  
*Arripis trutta* (intestine) Lebedev, B. I., 1968 b, 160-161, 167, fig. 3  
Great Australian Bight, Tasman Sea (?)
- Telorhynchus kahawai* sp. nov.  
key  
*Arripis trutta* (pyloric caeca) Lebedev, B. I., 1968 b, 156, 161-162, 167, fig. 4  
Great Australian Bight
- Telorhynchus peacheyi* sp. nov.  
key  
*Arripis trutta* (intestine) Lebedev, B. I., 1968 b, 156, 162-163, 167, fig. 5  
Great Australian Bight, Tasman Sea
- Tergestia clonacantha* Manter, 1963  
*Hemiramphus far* (intestine) Hafeezullah, M.; and Siddiqi, A. H., 1970 a, 939-940, fig. 13  
Mandapam
- Tergestia laticollis* age of host, degree of infection  
*Trachurus trachurus* Farukhin, A. M., 1973 a  
Indian Ocean
- Tergestina* n. gen.  
Fellodistomidae, Tergestinae Nagaty, H. F.; and Abdel Aal, T. M., 1964 a, 11, 13, 15  
tod: *T. plataxi* n. gen., n. sp.
- Tergestina abuserai* n. gen., n. sp.  
*Platax* sp. (alimentary canal) Nagaty, H. F.; and Abdel Aal, T. M., 1964 a, 13-15, fig. 2  
Ghardaga, Red Sea
- Tergestina plataxi* n. gen., n. sp. (tod)  
*Platax* sp. (alimentary canal) Nagaty, H. F.; and Abdel Aal, T. M., 1964 a, 11-13, 15, fig. 1  
Ghardaga, Red Sea
- Testifronsia cristata* Bhalerao, 1924  
(small intestine of all)  
*Viverricula indica mayori* Felis rubiginosa Kamnagara, D. W. W., 1971 c, fig.  
Mankulam (North Central Province), Ceylon  
North Central Province, Ceylon
- Tetracotyle fillipi*, 1859  
key to Indian species  
includes: *Tetracotyle ranae* Kaw, 1950; *T. lucknowensis* n. sp.; *T. sophorensis* Singh, 1956; *T. indicus* Singh, 1956  
Pandey, K. C., 1971 b, 4
- Tetracotyle* sp.  
*Ctenopharyngodon idella* Musselius, V. A., 1969 a  
European USSR
- Tetracotyle* sp.  
*Cyprinus carpio* (musculature) Osmanov, S. O., 1971 a, 192  
Uzbekistan
- Tetracotyle* sp. of Hunter, 1942  
as syn. of *Apophallus brevis* Ransom, 1920  
Sinclair, N. R., 1972 a
- Tetracotyle amudarjensis* sp. n.  
*Cobitis aurata aralensis* (musculature) Osmanov, S. O., 1971 a, 184, 191-192, fig. 122  
Uzbekistan (mouth of the Amu-Darya)
- Tetracotyle communis* Hughes  
as syn. of *Cotylurus variegatus* (Creplin, 1825) Odening, K.; and Bockhardt, I., 1971 a
- Tetracotyle communis* Hughes  
as syn. of *Cotylurus c. cucullus* (Thoss) Odening, K.; Mattheis, T.; and Bockhardt, I., 1970 a, 125
- Tetracotyle diminuta* Hughes  
as syn. of *Cotylurus variegatus* (Creplin, 1825) Odening, K.; and Bockhardt, I., 1971 a
- Tetracotyle fuligulae* Yamaguti, 1933  
as syn. of *Apatemon fuligulae* Yamaguti, 1933  
Osmanov, S. O., 1971 a
- Tetracotyle intermedia* Hughes  
as syn. of *Cotylurus variegatus* (Creplin, 1825) Odening, K.; and Bockhardt, I., 1971 a
- Tetracotyle lali* n. sp.  
*Puntius ticto* (cranium) Pandey, K. C., 1972 a, 145-146, figs. 1-2  
Lucknow
- Tetracotyle leucisci* Sidorov, 1956  
*Leuciscus idus* (heart) Osmanov, S. O., 1971 a, 192  
Uzbekistan
- Tetracotyle lucknowensis* n. sp.  
key  
*Channa striatus* (stomach) Pandey, K. C., 1971 b, 1-4, figs. 1-3  
India
- Tetracotyle muscularis* "(Chakrabarti, in press)" Chakrabarti, K. K., 1970 a, 9  
[nomen nudum]
- Tetracotyle ovata* v. Linstow,  
as syn. of *Cotylurus variegatus* (Creplin, 1825) Odening, K.; and Bockhardt, I., 1971 a
- Tetracotyle ovata* v. Linstow  
as syn. of *Cotylurus c. cucullus* (Thoss) Odening, K.; Mattheis, T.; and Bockhardt, I., 1970 a, 125
- Tetracotyle percae fluvialis* v. Linstow  
as syn. of *Cotylurus variegatus* (Creplin, 1825) Odening, K.; and Bockhardt, I., 1971 a
- Tetracotyle pileata* sensu Dubois  
as syn. of *Cotylurus c. cucullus* (Thoss) Odening, K.; Mattheis, T.; and Bockhardt, I., 1970 a, 125
- Tetracotyle sogdiana* Pavlowsky et Anitschkov, 1923  
as syn. of *Apharyngostrigea sogdiana* sp. n. [i. e., n. comb.] Agapova, A. I., 1971 a
- Tetracotyle sogdiana* Pavlowsky et Anitschkov, 1923  
(body cavity of all)  
*Schizothorax intermedius*  
*Cyprinus carpio*  
*Nemachilus dorsalis*  
[*Schizothorax argentatus*]  
[*S. pseudaksaiensis*]  
Osmanov, S. O., 1971 a, 191  
all from Uzbekistan
- Tetracotyle szidati* n. sp.  
*Channa punctatus* (liver) Chakrabarti, K. K.; and Baugh, S. C., 1971 a, 79-82, figs. 1-3  
Lucknow, India
- Tetracotyle variegata* sensu Hughes  
as syn. of *Cotylurus c. cucullus* (Thoss) Odening, K.; Mattheis, T.; and Bockhardt, I., 1970 a, 125
- Tetracotyle xenentodoni* sp. n.  
*Xenentodon cancella* (mesentery) Chakrabarti, K. K., 1970 a, 5, 8-9, figs. 7-9  
Lucknow, India: local fish market and Nishatganj Bundha reservoir
- Tetrancistrum Goto et Kikuchi*, 1917  
Syns.: *Diplectanum* of MacCallum, 1915, partim; *Ancyrocephalus* of Johnston et Tiegs, 1922, partim  
Yamaguti, S., 1963 a

- Tetraoncidae [sic] Bychow- Yamaguti, S., 1963 a  
sky, 1957  
Tetraoncoidea n. superfam.; key  
"Correct transliteration for Tetraonchidae."
- Tetraoncooididae [sic] Yamaguti, S., 1963 a  
Bychowsky, 1951  
Tetraoncoidea n. superfam.; key
- Tetraonchus Dechtiar, A. O., 1972 a  
only genus in Tetraonchidae Bychowsky, 1937; subgenera  
T. (Tetraonchus) and T. (Salmonchus) of Strelkow, 1963  
are rejected
- Tetraonchus loftusi n. sp. Dechtiar, A. O., 1972 a, 1489,  
Esox masquinongy 1490-1492, figs. 1-9  
(gills) Stoney Lake; Cameron, Flat,  
and Favel Lakes, Ontario
- Tetraonchus monenteron Dechtiar, A. O., 1972 a, fig.  
(Wagner, 1857) Diesing Lakes Superior and Huron,  
Esox lucius (gills) Ontario
- Tetraonchus monenteron Hanek, G.; and Fernando, C.L.,  
Diesing, 1858 1972 b  
Esox lucius (gills) Bay of Quinte area, Ontario
- Tetraonchus monenteron Osmanov, S. O., 1971 a, 116  
Diesing, 1858 all from Uzbekistan  
(gill filaments of all)  
Esox lucius  
[Esox reicherti]
- Tetraonchus monenteron Rauckis, E., 1970 a  
[Esox lucius] (gills) Lake Dusia, Lithuania
- Tetraonchus monenteron Threlfall, W.; and Hanek, G.,  
(Wagner, 1857) 1970 d  
Esox lucius Eagle and Naskaupi Rivers,  
Labrador
- Tetraonchus vanbenedeni Paperna, I., 1972 a  
Parona and Perugia, 1890  
as syn. of *Haliotrema vanbenedeni* (Parona and Perugia  
1890), Young 1968
- Tetraonchus variabilis Mi- Dechtiar, A. O., 1972 a, fig.  
zelle and Webb, 1953 Lakes Superior, Huron and  
Prosopium cylindraceum Opeongo, Ontario  
(gills)
- Tetraonchus variabilis Newell, R.; and Canaris, A.  
Prosopium williamsoni G., 1969 a  
(gills) Western Montana
- Tetraoncoidea n. superfam. Yamaguti, S., 1963 a, 8, 105-  
Monopisthocotylea, key 106  
to families, key  
includes: Tetraoncidae [sic] Bychowsky, 1957; Tetra-  
oncooididae [sic] Bychowsky, 1951  
[Original spelling of superfam. as above, although  
Tetraonchus is correct original spelling of genus upon  
which it is based.]
- Tetrochetus sp. Machida, M.; Ichihara, A.;  
Prionurus microlepidotus and Kamegai, S., 1970 a  
(intestine) sea north of the Tsushima  
Islands
- Thapariella oesophagiala n. Ramanaiah, B. V.; and Agar-  
sp. wal, S. M., 1969 a, 115-118,  
Anastomus sp. (oesopha- figs. 1-6  
gus) Dumar talab at Raipur
- Thapariella udaipurensis Gupta, A. N.; and Sharma,  
n. sp. P. N., 1970 a, 169-174, figs.  
alkaline phosphatase 1-2  
localization, physiology Udaipur  
Anastomus oscitans (oesophagus)
- Thsumatocotyle Scott, 1904 Yamaguti, S., 1963 a  
Syn.: *Pseudomerizocotyle* Kay, 1942
- Theletrum frontilatatum sp. Manter, H. W., 1969 b, 196-  
n. 197, 203, figs. 14-15  
Sigamus rivulatus Queensland, Australia  
Sigamus sp. New Caledonia  
(stomach of all)
- Thoracocotyle crocea Mac- Kingston, N.; Dillon, W. A.;  
Callum, 1913 and Hargis, W. J. (jr.),  
Scomberomorus maculatus 1969 a  
Chesapeake Bay area
- Thoracocotyle ovalis Tri- Yamaguti, S., 1963 a  
pathi  
as syn. of *Pseudothoracocotyla ovalis* n. gen., n. comb.
- Tormopsolus sp. Machida, M.; Ichihara, A.;  
Rachycentron canadum and Kamegai, S., 1970 a  
(pyloric caecum) sea north of the Tsushima  
Islands
- Tormopsolus carangi Parukhin, A. M., 1973 a  
age of host, degree of Indian Ocean  
infection  
Trachurus trachurus
- Transversocreadium cablei Madhavi, R., 1972 a  
Triacanthus brevirostris Waltair Coast, Bay of Ben-  
(intestine) gal
- Transversotrema licinum Manter, H. W., 1970 b, 486-  
sp. n. 489, figs. 1-5  
Scorpius sp. (scales) all from Dunwich, Strad-  
Microcanthus strigatus broke Island, Moreton Bay,  
(scales) Queensland, Australia
- Transversotrema soparkari Pande, B. P.; and Shukla, R.  
[n. comb.] P., 1972 a, 682-683, figs.  
Puntius sophore all from North India  
P. chola  
Channa punctatus  
Nandus nandus  
Cirrhinus reba  
Amblypharyngodon mola  
(body scales of all)
- Trematoda Belopol'skaia, M. M., 1969 a  
waders, survey Russia: Barents, White,  
Baltic, Black, Okhotsk and  
Japan seas; Lena river
- Trematoda Bykhovskaiâ, I. E. (P.),  
ecological analysis of 1964 b  
bird flukes Russia
- Trematoda Cable, R. M., 1971 a  
parthenogenesis
- Trematod[a] Chernogorenko-Bidulina, M. I.,  
population decline, 1970 a  
closed reservoirs, Dnepr river flow control, review
- Trematoda Davis, J. W.; and Libke,  
wild mammals, review K. G., 1971 a
- Trematoda Duryee, W. R., 1965 a  
tumors, frogs
- Trematoda Faust, E. C., 1944 k  
description, diagnosis
- Trematoda Issa, G. I.; and Ebaïd, N. M.,  
population density, fresh 1969 c  
water fishes branches of River Nile
- Trematoda Katkov, M. V., 1971 a  
larval trematodes, drying water bodies, planorbid snails  
survival

- [Trematoda] Mohandas, A.; and Nadakal, Melanoides scabra, M. tuberculatus, anomalous development of miracidia in sporocysts A. M., 1970 a, figs. Trivandrum, South India
- Trematod[a] Potoček, M., 1972 a abundance rate, sheep rearing, 1969-1971 Czech Socialist Republic
- Trematoda Skrzjabin, K. I.; et al., keys to the trematodes of animals and man 1964 a
- Trematoda Stunkard, H. W., 1970 b, 66-76 cercariae, hosts, review Woods Hole, Massachusetts
- Trematoda Stunkard, H.W., 1970 c evolution, insular and relict vertebrate hosts, host-parasite interrelations, review
- Trematoda Thienpont, D.C., 1973 a immunobiology, immunopathology, review
- Trematod[a] Travassos, L. P.; Teixeira de comprehensive checklist, parasites, hosts, to be compiled Freitas, J.F.; and Kohn, A., 1971 a Brasil
- Trematod[a sp.] Cabrera, M. A.; and Galich, Pachychillus largillierti L.F., [1966 a], figs. Lago de Amatitlan
- Trematoda [sp.] Migaki, G.; Van Dyke, D.; and ulcerative enterocolitis Hubbard, R. C., 1971 a, fig. Zalophus californianus (small, large intestine) coast of California
- Trematod[a sp.] Noble, E. R., 1969 a Paraliiparis sp. (intestine) deepsea environment
- Trematod[a sp.] Ward, F. P.; and Fairchild, Falco peregrinus tundrius D. G., 1972 a F. biarmicus F. chicquera F. sparverius
- Trematod[a spp.] Whitaker, J. O. (jr.); and Microtus ochrogaster Adalis, D., 1971 a M. pennsylvanicus all from Indiana
- Trichobilharzia Skrzjabin Farley, J., 1971 a and Zakharov, 1920 Schistosomatidae; Bilharziellinae
- Trichobilharzia anatina Farley, J., 1971 a Fain, 1955 Syn.: Trichobilharzia berghei Fain, 1955
- Trichobilharzia berghei Farley, J., 1971 a Fain, 1955 as syn. of Trichobilharzia anatina Fain, 1955
- Trichobilharzia brevis Farley, J., 1971 a Basch, 1966 Syn.: Trichobilharzia maegraithi Kruatrachue, 1968
- Trichobilharzia brevis Omar-Ahmad, U., 1967 a zoonosis Malaysia
- Trichobilharzia burnetti Farley, J., 1971 a (Brackett, 1942) McMullen et Beaver, 1945 Syn.: Pseudobilharziella burnetti Brackett, 1942
- Trichobilharzia corvi Farley, J., 1971 a (Yamaguti, 1941) McMullen and Beaver, 1945 Syn.: Pseudobilharziella corvi Yamaguti, 1941
- Trichobilharzia elvae Farley, J., 1971 a (Miller, 1923) McMullen and Beaver, 1945 Syn.: Trichobilharzia ocellata McMullen and Beaver
- Trichobilharzia filiformis Farley, J., 1971 a (Szidat, 1938) McMullen and Beaver, 1945 Syn.: Pseudobilharziella filiformis Szidat, 1938
- Trichobilharzia horiconensis Farley, J., 1971 a (Brackett, 1942) McMullen and Beaver 1945 Syn.: Pseudobilharziella horiconensis Brackett, 1942
- Trichobilharzia kegonsensis Farley, J., 1971 a (Brackett, 1942) McMullen and Beaver, 1945 Syn.: Pseudobilharziella kegonsensis Brackett, 1942
- Trichobilharzia kowalewski Farley, J., 1971 a (Ejsmont, 1929) McMullen and Beaver, 1945 Syn.: Bilharziella polonica Kowalewski, 1896; Dendritobilharzia pulverulenta Odhner, 1912; Pseudobilharziella kowalewski Ejsmont, 1929
- Trichobilharzia littlebi Farley, J., 1971 a (Byrd, 1956) Syn.: Pseudobilharziella littlebi Byrd, 1956; Bilharziella littlebi Byrd, 1957
- Trichobilharzia maegraithi Farley, J., 1971 a Kruatrachue, 1968 as syn. of Trichobilharzia brevis Basch, 1966
- Trichobilharzia ocellata Bizot, M.; Raguet, M.; and human dermatitis, diagnosis, clinical review Zorn, R., 1963 a, fig.
- Trichobilharzia ocellata Farley, J., 1971 a McMullen and Beaver as syn. of Trichobilharzia elvae (Miller, 1923) McMullen and Beaver, 1945
- Trichobilharzia ocellata Rau, M. E.; Bourns, T. K. R.; collecting miracidia, improved method and Ellis, J. C., 1972 a
- Trichobilharzia parocellata Farley, J., 1971 a (Szidat, 1942) Neuhaus 1952 Syn.: Trichobilharzia szidati Neuhaus, 1952
- Trichobilharzia physellae Hunter, G.W. III, 1964 a (Talbot, 1936) cercariae Sacramento, California swimmers' itch, child, playing in duck pond containing snails, domestic and wild ducks
- Trichobilharzia querquedulae Farley, J., 1971 a (McLeod, 1937; McLeod and Little, 1942) McMullen and Beaver, 1945 Syn.: Pseudobilharziella querquedulae McLeod, 1937
- Trichobilharzia szidati Dönges, J., 1972 a multiple infections, all from Federsee, Germany other trematodes Lymnaea stagnalis Lymnaea (Stagnicola) palustris
- Trichobilharzia szidati Farley, J., 1971 a Neuhaus, 1952 as syn. of Trichobilharzia parocellata (Szidat, 1942) Neuhaus 1952
- Trichobilharzia szidati Graefe, G.; Aspöck, H.; and swimmer's itch, control, molluscicides, vaseline Picher, O., 1973 a Lymnaea stagnalis eastern Austria
- Trichobilharzia yokogawai Farley, J., 1971 a McMullen and Beaver 1945 as syn. of Bilharziella yokogawai Oiso, 1927

- Tricotyla* Guiart, 1938 as syn. of *Capsala* Bosc, 1811 Yamaguti, S., 1963 a
- Triganodistomum* as syn. of *Lissorchis* Magath, 1917 Krygier, B. B.; and Macy, R. W., 1969 a, 139
- Triganodistomum attenuatum* intensity, season, host age and sex *Catostomus commersoni* Lawrence, J. L., 1970 a Pushaw Lake, Penobscot County, Maine
- Triganodistomum attenuatum* aminopeptidase activity, large-scale sucker Uglem, G. L.; and Beck, S. M., 1972 a
- Triganodistomum attenuatum* *Catostomus commersoni* Woods, C. E., 1971 a Forest River, North Dakota
- Trionchus* MacCallum, 1916 as syn. of *Heterocotyle* Scott, 1904 Young, P. C., 1967 c, 399
- Trionchus dasybatis* MacCallum, 1916 as syn. of *Heterocotyle minima* (MacCallum, 1916) Price, 1938 Young, P. C., 1967 c, 402
- Tripathia* n. gen. Microcotylidae, Microcotylinae, key Yamaguti, S., 1963 a, 239, 249-250  
tod: *T. chorinemi* (Tripathi, 1956) n. comb.
- Tripathia chorinemi* (Tripathi, 1956) n. gen., n. comb. (tod) Yamaguti, S., 1963 a, 250, 510, 511, pl. 64, fig. 412  
Mahanadi estuary, India  
Syn.: *Diplasiocotyle chorinemi* Tripathi  
+*Chorinemus tala*
- Tristomella* Guiart, 1938 as syn. of *Capsala* Bosc, 1811 Yamaguti, S., 1963 a
- Tritesticulum* n. gen. [lapsus for *Tritesticulum* n. gen.] Bilqees, F. M., 1971 a, 256
- Tritesticulum* n. gen. Alloeocreadiidae, Alloeocreadiinae [p. 256, lapsus as *Tritesticulum* n. gen.] Bilqees, F. M., 1971 a, 254, 256  
mt: *T. biovarium* n. sp.
- Tritesticulum biovarium* n. sp. (mt) Bilqees, F. M., 1971 a, 254, 255, 256-257, fig. 3  
Karachi coast
- Trivittellina* as syn. of *Protogyrodactylus* Johnston and Tiegs, 1922, emend. Price, C. E.; and Pike, T., 1969 a
- Trochopodinae* (Price, 1936) Sproston, 1946 Dillon, W. A.; and Hargis, W. J. (jr.), 1965 a
- Trochopus australis* Robinson, 1961 as syn. of *Megalocotyle australis* (Robinson, 1961) n. comb. Dillon, W. A.; and Hargis, W. J. (jr.), 1965 a, 243
- Troglocephalus* gen. n. Monocotylidae, Monocotylinae, key Young, P. C., 1967 c, 381, 382, 386, 409  
tod: *T. rhinobatidis* gen. et sp. n.
- Troglocephalus rhinobatidis* gen. et sp. n. (tod) *Rhinobatos* typus Young, P. C., 1967 c, 381, 382, 409-411, figs. 10a-c  
Heron Island, Queensland, Australia
- Troglotrema* sp. *Herpestes lanka* (biliary tract) Kannangara, D. W. W., 1971 c, fig. Mahakirimetiyyawa (North Central Province), Ceylon
- Tubulovesicula* spp. (stomach of all) Saurida turbil *Sebastiscus marmoratus* *Lophiomus setigerus* *Sebastes inermis* MacIide, M.; Ichihara, A.; and Kamegai, S., 1970 a  
all from sea north of the Tsushima Islands
- Tubulovesicula australica* sp. nov. *Physiculus bachus* (digestive tract) Lebedev, B. I., 1968 a, 153, 154-155, fig. 3  
Great Australian Bight, coast of New Zealand
- Tubulovesicula lindbergi* (Layman, 1930) Yamaguti, 1934 *Hydrocyon brevis* (stomach) Fischthal, J. H.; and Thomas, J. D., 1972 a  
Volta River near Sogakofe, Ghana
- Tubulovesicula lindbergi* *Hyperprosopon ellipticum* Rodella, T. D.; and Nahhas, F. M., 1969 a  
Tomales and Bodega Bays, California
- Tubulovesicula longicaudata* sp. nov. *Chrysophris unicolor* (stomach) Lebedev, B. I., 1968 a, 152-154, fig. 2  
Great Australian Bight, coast of New Zealand
- Tubulovesicula madurensis* Nigrelli, 1940 as syn. of *T. spari* Yamaguti, 1934 Gupta, N. K.; and Sehgal, S. K., 1971 a
- Tubulovesicula nanaimoensis* (MacFarlane, 1936) Manter, 1947 as syn. of *T. spari* Yamaguti, 1934 Gupta, N. K.; and Sehgal, S. K., 1971 a
- Tubulovesicula spari* Yamaguti, 1934 Syn.: *T. madurensis* Nigrelli, 1940; *T. nanaimoensis* (MacFarlane, 1936) Manter, 1947  
*Saurida tumleil* (alimentary canal) Mandapam camp, South India
- Tubulovesicula spasskii* sp. nov. *Physiculus bachus* (stomach) Lebedev, B. I., 1968 a, 151-152, fig. 1  
Great Australian Bight
- Tylodelphys* reduced resistance of fish to high temperatures Horoszewicz, L., 1972 a
- Tylodelphys clavata* (Nordmann, 1832) *Perca fluviatilis* Wierzbicka, J.; and Wierzbicki, K., 1971 a  
Leginskie Lake
- Tylodelphys clavata* (Nordmann, 1832) *Salmo trutta* (humour) *S. gairdneri* (humour) *Perca fluviatilis* (humour) *Gymnocephalus cernua* (humour) *Rutilus rutilus* (humour) *Pungitius pungitius* (humour) Wootten, R., 1973 a  
all from Hanningfield Reservoir, Essex
- Tylodelphys conifera* (Mehlis, 1864), metacercaria *Abramis brama* *Rutilus rutilus* (eye, vitreous body) Matskasi, I., 1967 b  
all from Lake Balaton
- Tylodelphys podicipina* *Kozicka et Niewiadomska*, 1960 *Perca fluviatilis* Wierzbicka, J.; and Wierzbicki, K., 1971 a  
Leginskie Lake
- Tylodelphys podicipina* *Kozicka & Niewiadomska*, 1960 *Salmo gairdneri* (humour) *Perca fluviatilis* (humour) *Gymnocephalus cernua* (humour) Wootten, R., 1973 a  
all from Hanningfield Reservoir, Essex
- Typhlocoelum cucumerinum* *Anas discors* (trachea) Taft, S. J., 1971 a  
Iowa

- Udonella caligorum* Johnston, 1835  
distribution, feeding  
*Caligus elongatus* (posterior half, cephalothoracic shield)  
Kabata, Z., 1973 b  
Scotland
- Udonella caligorum* Johnston Schell, S. C., 1972 b, figs. 1835  
development of prehatched larva
- Udonellidae Taschenberg, Yamaguti, S., 1963 a  
1879  
Udonelloidea n. superfam.
- Udonelloidea n. superfam. Yamaguti, S., 1963 a, 163  
Monopisthocotylea  
includes: Udonellidae Taschenberg, 1879
- Unilatus brittani* sp. n.  
*Plecostomus* sp. (gills)  
Mizelle, J.D.; Kritsky, D.C.;  
and Crane, J.W., 1968 a, 186,  
188, 192, figs. 10-18  
Amazon River Basin, Brazil
- Unilatus unilatus* Mizelle  
and Kritsky, 1967  
*Plecostomus* sp.  
Mizelle, J.D.; Kritsky, D.C.;  
and Crane, J.W., 1968 a, 191,  
figs. 1-9  
Amazon River Basin, Brazil
- Unisaccinae  
emended to include species with elongate vitellaria  
Martin, W. E., 1973 b
- Uraxine Unnith., 1957  
as syn. of *Alloposeudaxine*  
Lebedev, B. I., 1971 a  
Yamaguti, 1943
- Uraxine Unnithan, 1957  
as syn. of *Alloposeudaxine*  
Yamaguti, S., 1963 a  
Yamaguti, 1943
- Uraxine chura macrova  
Unnith., 1957  
as syn. of *Alloposeudaxine macrova* (Unnith., 1957) Yam.,  
1963  
Lebedev, B. I., 1971 a
- Uraxine chura macrova  
Unnithan, 1957  
as syn. of *Alloposeudaxine macrova* (Unnithan, 1957)  
n. comb.  
Yamaguti, S., 1963 a
- Urocleidoites Mizelle and  
Price, 1964  
emended diagnosis  
Mizelle, J.D.; Kritsky, D.C.;  
and Crane, J.W., 1968 a, 196
- Urocleidoites Mizelle and  
Price, 1964  
as syn. of *Urocleidus*  
Price, C. E., 1967 h, 92, 93
- Urocleidoites affinis  
sp. n.  
*Creatochames affinis*  
(gills)  
Mizelle, J.D.; Kritsky, D.C.;  
and Crane, J.W., 1968 a, 186,  
189, 192-193, figs. 37-44  
Rio Peixe Boni near Peixe  
Boni, Para, Brazil
- Urocleidoites carapus sp.  
n.  
*Gymnodus carapo* (gills)  
Mizelle, J.D.; Kritsky, D.C.;  
and Crane, J.W., 1968 a, 186,  
189, 193-194, figs. 45-55  
Amazon River Basin, Brazil
- Urocleidoites gymnodus  
sp. n.  
*Gymnodus carapo* (gills)  
Mizelle, J.D.; Kritsky, D.C.;  
and Crane, J.W., 1968 a, 186,  
189, 194, figs. 56-67  
Amazon River Basin, Brazil
- Urocleidoites microstomus  
sp. n.  
*Hemigrammus microstomus*  
(gills)  
Mizelle, J.D.; Kritsky, D.C.;  
and Crane, J.W., 1968 a, 186,  
189, 194-195, figs. 65-73  
Amazon River Basin, Brazil
- Urocleidoites reticulatus  
Mizelle and Price, 1964  
as syn. of *Urocleidus reticulatus* (Mizelle and Price,  
1964) Price, 1967 [n. comb.]  
Price, C. E., 1967 h, 93
- Urocleidoites stictus* sp. n.  
*Hypessobrycon stictus*  
(gills)  
Mizelle, J.D.; Kritsky, D.C.;  
and Crane, J.W., 1968 a, 186,  
189, 195-196, figs. 74-80  
Rio Peixe Boni near Peixe  
Boni, Para, Brazil
- Urocleidoites virescens*  
sp. n.  
*Eigmannia virescens*  
(gills)  
Mizelle, J.D.; Kritsky, D.C.;  
and Crane, J.W., 1968 a, 186,  
189, 196, figs. 81-88  
Lagset Sao Paulo, near  
Ourem, Para, Brazil
- Urocleidus*  
Syns.: *Urocleidoites* Mizelle and Price, 1964; *Gussevia*  
Kohn and Pappas, 1964  
Price, C. E., 1967 h, 92, 93
- Urocleidus* Mueller, 1934  
as syn. of *Cleidodiscus*  
Mueller, 1934  
Price, C. E.; and Mura, A.,  
1969 a
- Urocleidus* sp.  
*Fundulus parvipinnis*  
(gill filaments)  
Yoshino, T. P., 1972 a  
southern California
- Urocleidus acer*  
*Lepomis microlophus*  
*L. macrochirus*  
(gills of all)  
Allison, R.; and Rogers,  
W. A., 1970 a  
all from Alabama
- Urocleidus acer* (Mueller,  
1936) Mizelle and Hughes,  
1938  
*Lepomis gibbosus* (gills)  
Hansik, G.; and Fernando, C.H.,  
1972 b  
Bay of Quinte area, Ontario
- Urocleidus acer* Mueller,  
1936  
*Lepomis macrochirus*  
*Lepomis microlophus*  
Harley, J. P.; and Kasse,  
T. L., 1971 a  
all from Lake Willgreen,  
Madison County, Kentucky
- Urocleidus acer* (Mueller,  
1936)  
(gills of all)  
*Lepomis marginatus*  
*L. macrochirus*  
Meade, T. G.; and Bestinger,  
C. A. (jr.), 1972 a, fig.  
all from eastern Texas
- Urocleidus acer*  
*Lepomis macrochirus*  
seasonal distribution  
Rawson, M. V. (jr.); and  
Rogers, W. A., 1972 a  
Russell County, Alabama
- Urocleidus acer* (Mueller)  
Mizelle et Hughes, 1938  
as syn. of *Haplocleidus acer* (Mueller, 1936) n. comb.  
Yamaguti, S., 1963 a
- Urocleidus acuminatus*  
*Lepomis megalotis*  
*L. macrochirus*  
(gills of all)  
Allison, R.; and Rogers,  
W. A., 1970 a  
all from Alabama
- Urocleidus acuminatus*  
(Mueller, 1936) Mizelle  
and Hughes, 1938  
*Lepomis megalotis* (gills)  
Meade, T. G.; and Bestinger,  
C. A. (jr.), 1972 a, fig.  
eastern Texas
- Urocleidus adspetus* Mueller,  
1936  
*Perca flavescens* (gills)  
Hansik, G.; and Fernando, C.H.,  
1972 b  
Bay of Quinte area, Ontario
- Urocleidus affinis*  
*Lepomis punctatus*  
(gills)  
Allison, R.; and Rogers,  
W. A., 1970 a  
Alabama
- Urocleidus attenuatus*  
Mizelle 1941  
*Lepomis macrochirus*  
(gills)  
Allison, R.; and Rogers, W.A.  
1970 a  
Alabama
- Urocleidus attenuatus*  
redescription  
*Lepomis macrochirus*  
(gills)  
Clayton, N. J.; and Scribner,  
E. A., 1971 a, fig.  
Texas

- Urocleidus attenuatus* Mizelle, 1941 (gills of all)  
*Lepomis megalotis*  
*L. macrochirus* Meade, T. G.; and Bedinger, C. A. (jr.), 1972 a, fig. all from eastern Texas
- Urocleidus attenuatus* Mizelle as syn. of *Haplocleidus attenuatus* (Mizelle, 1941) n. comb. Yamaguti, S., 1963 a
- Urocleidus bahamiamus* sp. n. Cyprinodon variegatus (gills) Hanek, G.; and Fernando, C.H., 1972 a, 1117, 1118, figs. 1-7 swamp pools surrounding Big Pond, 2 miles S of Nassau Harbour, New Providence Island, Bahamas
- Urocleidus biramosus* *Lepomis punctatus* Allison, R.; and Rogers, W. A., 1970 a Alabama
- Urocleidus biramosus* (Mueller) Mizelle et Hughes, 1938 as syn. of *Haplocleidus biramosus* (Mueller, 1937) n. comb. Yamaguti, S., 1963 a
- Urocleidus chaenobryttus* *Lepomis machrochirus* *Chaenobryttus coronarius* (gills of all) Allison, R.; and Rogers, W. A., 1970 a all from Alabama
- Urocleidus chaenobryttus* Mizelle and Seamster, 1939 *Chaenobryttus gulosus* (gills) Meade, T. G.; and Bedinger, C. A. (jr.), 1972 a, fig. eastern Texas
- Urocleidus chrysops* redescription *Lepibema chrysops* (gills) Clayton, N. J.; and Schlueter, E. A., 1971 a, fig. Texas
- Urocleidus circumcirrus* sp. n. (gills of all)  
*Elassoma evergladei*  
*E. zonatum* Allison, R.; and Rogers, W. A., 1970 a, 17, 19, 20, figs. 18-24 roadside marshes, Gulf Shores, Alabama  
Uchee Creek, Crawford, Alabama
- Urocleidus cyanellus* *Lepomis cyanellus* (gills) Allison, R.; and Rogers, W. A., 1970 a Alabama
- Urocleidus cyanellus* (Mizelle, 1938) Mizelle and Hughes, 1938 *Lepomis cyanellus* (gills) Meade, T. G.; and Bedinger, C. A. (jr.), 1972 a, fig. eastern Texas
- Urocleidus dispar* *Lepomis machrochirus* *L. auritus* *L. humilis* (gills of all) Allison, R.; and Rogers, W. A., 1970 a all from Alabama
- Urocleidus dispar* (Mueller, 1936) Mizelle and Hughes, 1938 *Lepomis macrochirus* (gills) *Micropterus dolomieu* (gills) Hanek, G.; and Fernando, C.H., 1972 b all from Bay of Quinte area, Ontario
- Urocleidus dispar* *Lepomis macrochirus* seasonal distribution Rawson, M. V. (jr.); and Rogers, W. A., 1972 a Russell County, Alabama
- Urocleidus doloresae* *Chaenobryttus coronarius* (gills) Allison, R.; and Rogers, W. A., 1970 a Alabama
- Urocleidus ferox* *Lepomis machrochirus* (gills) Allison, R.; and Rogers, W. A., 1970 a Alabama
- Urocleidus ferox* Mueller, 1934 *Lepomis gibbosus* (gills) *Micropterus dolomieu* " *Lepomis macrochirus* " Hanek, G.; and Fernando, C.H., 1972 b all from Bay of Quinte area, Ontario
- Urocleidus ferox* (Mueller, 1934) (gills of all)  
*Lepomis marginatus*  
*L. macrochirus*  
*Chaenobryttus gulosus* Meade, T. G.; and Bedinger, C. A. (jr.), 1972 a, fig. all from eastern Texas
- Urocleidus ferox* *Lepomis macrochirus* seasonal distribution Rawson, M. V. (jr.); and Rogers, W. A., 1972 a Russell County, Alabama
- Urocleidus fundulus* Mizelle, 1940 *Fundulus diaphanus* (gills) Hanek, G.; and Fernando, C.H., 1972 b Bay of Quinte area, Ontario
- Urocleidus fundulus* Mizelle, 1940 *Fundulus notatus* (gills) Meade, T. G.; and Bedinger, C. A. (jr.), 1972 a, fig. eastern Texas
- Urocleidus furcatus* *Lepomis cyanellus* *L. megalotis* *L. microlophus* *Micropterus salmoides* (gills of all) Allison, R.; and Rogers, W. A., 1970 a all from Alabama
- Urocleidus furcatus* (Mueller, 1937) *Micropterus dolomieu* *M. salmoides* (gill structures of all) Becker, C.D., 1972 a all from central Columbia River, Washington
- Urocleidus furcatus* (Mueller, 1937) Mizelle and Hughes, 1938 *Micropterus salmoides* (gills) Hanek, G.; and Fernando, C.L., 1972 b Bay of Quinte area, Ontario
- Urocleidus grandis* *Chaenobryttus coronarius* (gills) Allison, R.; and Rogers, W. A., 1970 a Alabama
- Urocleidus grandis* redescription *Pomoxis nigromaculatus* (gills) Clayton, N. J.; and Schlueter, E. A., 1971 a, fig. Texas
- Urocleidus grandis* Mizelle and Seamster, 1939 *Chaenobryttus gulosus* (gills) Meade, T. G.; and Bedinger, C. A. (jr.), 1972 a, fig. eastern Texas
- Urocleidus hargisi* sp. n. *Etheostoma nigrum* (gills) Hanek, G.; and Fernando, C.L., 1972 b, 1303, 1308, 1309-1310, 1311, figs. 19-27 Bay of Quinte area (1 mi. East of Glenora Fisheries Research Station, Picton), Ontario
- Urocleidus helicis* *Micropterus salmoides* (gills) Allison, R.; and Rogers, W. A., 1970 a Alabama
- Urocleidus helicis* (Mueller, 1936) *Micropterus salmoides* (gill structures) Becker, C.D., 1972 a central Columbia River, Washington
- Urocleidus heteranchorus* n. sp. *Mastacembelus armatus* (gills) Kulkarni, T., 1969 b, 270-272, 282, figs. 25-29 Hyderabad, Andhra Pradesh (India)
- Urocleidus macropterus* *Centrarchus macropterus* (gills) Allison, R.; and Rogers, W. A., 1970 a Alabama

- Urocleidus miniatus* Lepomis punctatus (gills) Allison, R.; and Rogers, W. A., 1970 a Alabama
- Urocleidus miniatus* Mizelle et Jasoski as syn. of *Cleidodiscus miniatus* (Mizelle et Jasoski, 1942) n. comb. Yamaguti, S., 1963 a
- Urocleidus mirgalae* n. sp. Mirgala mirgala (gills) Kulkarni, T., 1969 b, 272-274, 282, figs. 30-36 Hyderabad, Andhra Pradesh (India)
- Urocleidus* (?) *monticelli* (Cognetti de Martiis, 1925) Sproston, 1946 Syn.: *Ancyrocephalus monticelli* Cognetti de Martiis, 1925 Yamaguti, S., 1963 a
- Urocleidus moorei* Mizelle as syn. of *Oncocleidus* [sic] *moorei* (Mizelle, 1940) n. comb. Yamaguti, S., 1963 a
- Urocleidus micronatus* Mizelle, 1936 Lepomis macrochirus Lepomis microlophus Harley, J. P.; and Keefe, T. L., 1971 a all from Lake Wilgreen, Madison County, Kentucky
- Urocleidus notopterus* Jain as syn. of *Ancylo-discoides notopterus* (Jain, 1955) n. comb. Yamaguti, S., 1963 a
- Urocleidus parvicirrus* Lepomis microlophus (gills) Allison, R.; and Rogers, W. A., 1970 a Alabama
- Urocleidus perdix* Lepomis macrochirus (gills) Allison, R.; and Rogers, W. A., 1970 a Alabama
- Urocleidus perdix* Mueller, 1937 Lepomis macrochirus Lepomis microlophus Harley, J. P.; and Keefe, T. L., 1971 a all from Lake Wilgreen, Madison County, Kentucky
- Urocleidus principalis* Micropterus salmoides (gills) Allison, R.; and Rogers, W. A., 1970 a Alabama
- Urocleidus principalis* (Mizelle, 1936) Micropterus salmoides (gill structures) Becker, C. D., 1972 a central Columbia River, Washington
- Urocleidus principalis* Micropterus punctulatus M. salmoides (gills of all) Clayton, N. J.; and Schlueter, E. A., 1971 a all from Texas
- Urocleidus principalis* (Mizelle, 1936) Mizelle and Hughes, 1938 Micropterus dolomieu M. salmoides (gills of all) Hanek, G.; and Fernando, C. L., 1972 b all from Bay of Quinte area, Ontario
- Urocleidus principalis* (Mizelle, 1936) Mizelle and Hughes, 1938 (gills of all) Micropterus salmoides M. punctulatus Meade, T. G.; and Bedinger, C. A. (jr.), 1972 a, fig. all from eastern Texas
- Urocleidus procax* Mizelle et Donahue as syn. of *Oncocleidus* [sic] *procax* (Mizelle et Donahue, 1944) n. comb. Yamaguti, S., 1963 a
- Urocleidus reticulatus* (Mizelle and Price, 1964) Price, 1967 [n. comb.] Syn.: *Urocleidoides reticulatus* Mizelle and Price, 1964 Price, C. E., 1967 h, 93
- Urocleidus rhyncobdelli* Jain as syn. of *Haplocleidus rhyncobdelli* (Jain, 1959) n. comb. Yamaguti, S., 1963 a
- Urocleidus rogersi* sp. n. Morone americana (gills) Hanek, G.; and Fernando, C. L., 1972 b, 1303, 1310, 1311, figs. 28-36 Bay of Quinte (1 mi. South of Glenora Fisheries Research Station, Picton), Ontario
- Urocleidus seculus* Mizelle and Arcadi, 1945 *Gambusia affinis* (gills) Hanek, G.; and Fernando, C. H., 1972 a swamp pools surrounding Big Pond, 2 miles S of Nassau Harbour, New Providence Island, Bahamas
- Urocleidus seculus* Mizelle and Arcadi, 1945 *Gambusia affinis* (gills) Meade, T. G.; and Bedinger, C. A. (jr.), 1972 a, fig. eastern Texas
- Urocleidus torquatus* Lepomis microlophus (gills) Allison, R.; and Rogers, W. A., 1970 a Alabama
- Urocleidus tuberculatus* sp. n. Lepomis auritus (gills) Allison, R.; and Rogers, W. A., 1970 a, 17, 19, 20-21, figs. 32-39 Alabama: Loblockee Creek (Macon's Mill), Loachapoka; Chattahoochee River (Bartlett's Ferry), Lanett
- Urocleidus udicola* sp. n. (gills of all) Allison, R.; and Rogers, W. A., 1970 a, 17, 19, 20, figs. 25-31 roadside marshes, Gulf Shores, Alabama
- Elassoma evergladei* Uchee Creek, Crawford, Alabama
- E. zonatum*
- Urocleidus variabilis* Lepomis microlophus (gills) Allison, R.; and Rogers, W. A., 1970 a Alabama
- Urocleidus variabilis* Mizelle and Cronin, 1943 (gills of all) Lepomis megalotis L. marginatus Meade, T. G.; and Bedinger, C. A. (jr.), 1972 a, fig. all from eastern Texas
- Urocleidus vistulensis* (Siwak, 1931) Mizelle et Hughes, 1938 as syn. of *Ancylo-discoides vistulensis* (Siwak, 1931) n. comb. Yamaguti, S., 1963 a
- Urocleidus wadei* Centrarchus macropterus (gills) Allison, R.; and Rogers, W. A., 1970 a Alabama
- Urocleidus wadei* Seamster, 1948 Chaenobryttus gulosus (gills) Meade, T. G.; and Bedinger, C. A. (jr.), 1972 a, fig. eastern Texas
- Urocleidus xenentodoni* Jain as syn. of *Haplocleidus xenentodoni* (Jain, 1959) n. comb. Yamaguti, 1963 a
- Urogonimus certhias* (McIntosh, 1927) Toxostoma rufum (cloaca) Peet, S.; and Ulmer, M. J., 1971 a Dickinson County, Iowa
- Urogonimus dryobatae* (McIntosh, 1932) Toxostoma rufum (cloaca) Peet, S.; and Ulmer, M. J., 1971 a Dickinson County, Iowa



- Uroproctinella attenuata* n. sp.  
Neothunnus macropterus (stomach)  
Hafeezullah, M., 1971 t, 76, 78, 87, figs. 5-6  
Veraval, Arabian Sea
- Urotocus rossittensis*  
Pyrrhula pyrrhula (intestine)  
Williams, I. C. and Newton, I., 1969 a, figs.  
Southern England
- Urotrema scabridum*  
Caballero, 1942  
Myotis lucifugus (intestine) Iowa  
Blankespoor, H. D.; and Ulmer, M. J., 1971 a
- Urotrema scabridum* Braun, 1900  
Tadarida brasiliensis  
Chilonycteris macleayi  
Webster, W. A., 1971 b  
all from Jamaica
- Urotrema wardi* Viguera  
Anolis carolinensis (small intestine)  
Sellers, L. G., 1971 a  
Palm Beach County, Florida
- Uterovesiculurus* sp. inq.  
Therapon jarbua (stomach)  
Gupta, N. K.; and Mehrotra, V., 1971 b, fig.  
Ernakulam, South India
- Uterovesiculurus* sp. (stomach of all)  
Epinephelus moara  
Chelidonichthys kumu  
Machida, M.; Ichihara, A.; and Kamegai, S., 1970 a  
all from sea north of the Tsushima Islands
- Uterovesiculurus hamati* Yamaguti  
Seriola quinqueradiata (stomach)  
Machida, M.; Ichihara, A.; and Kamegai, S., 1970 a  
sea north of the Tsushima Islands
- Uterovesiculurus hamati*  
age of host, degree of infection  
Nemipterus japonicus  
Parukhin, A. M., 1973 a  
Indian Ocean
- Uterovesiculurus paralichthydis* (Yamaguti, 1934)  
Skrj. et Gusch., 1954  
Gupta, N. K.; and Sehgal, S. K., 1971 a, fig.  
Syns.: *Erilepturus paralichthydis* Yamaguti, 1934; Manter, 1947; *Ectenurus paralichthydis* Yamaguti, 1934  
*Polynemus tetradactylus* west coast of India, Bombay (alimentary canal)
- Uvulifer ambloplitis* (Hughes) Dubois  
Syns.: *U. claviformis* Dubois and Rausch; *U. magnibursiger* Dubois and Rausch  
*Megaceryle alcyon alcyon* (intestine)  
Boyd, E. M.; and Fry, A. E., 1971 a  
Massachusetts
- Uvulifer ambloplitis*  
minnows (beneath skin)  
sunfish "  
Johnson, L., 1972 a  
Little Nemaha River, all from
- Uvulifer ambloplitis*  
*Etheostoma radiosum*  
Scalet, C. G., 1971 a  
Oklahoma
- Uvulifer ceryle* Dollfus  
*Ceryle rudis rudis* (intestin grêle)  
Dubois, G.; and Beverley-Burton, M., 1971 a  
Fort Tuli, Rhodesia
- Uvulifer claviformis* Dubois and Rausch  
as syn. of *U. ambloplitis*  
Boyd, E. M.; and Fry, A. E., 1971 a  
(Hughes) Dubois
- Uvulifer magnibursiger* Dubois and Rausch  
as syn. of *U. ambloplitis*  
Boyd, E. M.; and Fry, A. E., 1971 a  
(Hughes) Dubois
- Uvulifer pseudoprosocotyle* n. sp.  
*Ceryle rudis rudis*  
*Scopus umbretta*  
*Phyllastrephus terrestris* (intestin grêle of all)  
Dubois, G.; and Beverley-Burton, M., 1971 a, 16-18, fig. 10  
all from Rhodesia

- Vallisiopsiinae Lebedev, 1969  
Lebedev, B. I., 1971 a, 62
- Protomicrocotylidae
- Vesperugidendrium pandei n. sp.  
bat (intestine)  
Gupta, N. K.; and Mehrotra, V., 1971 d, 201-203, fig. 1  
Chandigarh, India
- Vulvostella subgen. n. subgen. of Diplostamenides gen. n.  
Unnithan, R. V., 1971 a, 366, 368, 378, 388  
tod: Diplostamenides (Vulvostella) pamae (Tripathi, 1956) comb. n.
- Wardius zibethicus  
Ondatra zibethicus (caecum)  
Abram, J. B., 1969 a  
Maryland
- Wardula Poche, 1926 emend. Mesometridae; Wardulinae n. subfam., key  
Paggi, L.; and Orecchia, P., 1964 a
- Wardula capitellata (Rudolphi, 1819) Poche, 1926 Box salpa (intestine)  
Paggi, L.; and Orecchia, P., 1964 a, figs.
- Wardulinae Mesometridae, key includes: Wardula  
Paggi, L.; and Orecchia, P., 1964 a, 308, 309, 310
- Wilderia Pratt, 1914 as syn. of Diaschistorchis Johnston, 1913  
Chattopadhyaya, D. R., 1972 b, 117
- Winkenthughesia Price, 1943  
Discocotylidae, Winkenthughesiinae n. subfam.  
Yamaguti, S., 1963 a
- Winkenthughesia thyrssites (Hughes, 1928) Price, 1943  
Syn.: Octobothrium thyrssites Thyrssites atun (gills)  
Dillon, W. A.; and Hargis, W. J. (jr.), 1965 b  
Hughes, 1923  
Cape Campbell, Marlborough Province, South Island, New Zealand
- Winkenthughesiinae n. subf. Discocotylidae, key includes: Winkenthughesia Price, 1943  
Yamaguti, S., 1963 a, 189, 201-202
- Xenopharynx piscator Bhalerao, 1926 digestion of bile  
Vijayalakshmi, V., 1973 a
- Xiphidiocercaria classification, review  
Nasir, P., [1973 a]
- Xiphidiocercaria [sp.] molluscicides Planorbis planorbis Bithynia tentaculata  
Arru, E.; and Papadopoulos, I., 1972 a  
all from Sardinia
- Xiphidiocercaria sp. 7 Odening gland cells, physiology, morphology, histochemistry  
Krasnodembskiĭ, E. G., 1972 a  
figs.
- Zalophotrema [sp.] pathology  
Lagenorhynchus obliquidens (brain)  
Ridgway, S. H.; and Dailey, M. D., 1972 a  
near Point Mugu, California
- Zeugorchis natricis Holl and Allison, 1935  
Syn.: Lechriorchis secundus Natrrix sipedon (oviducts)  
Cable, R. M.; and Sanborn, C. R., 1970 a, fig.  
Canavan, 1937  
north central Indiana
- Zeuxapta japonica nom. nov.  
for Microcotyle seriola  
Yamaguti, S., 1963 a, 264, pl. 60, fig. 390  
Yamaguti, 1940
- Zonorchis komareki (McIntosh, 1939)  
morphological variation  
Reithrodontomyx huilis (bile duct)  
McKeever, S., 1971 a  
Stewart Military Reservation, Georgia
- Zoogonoides spp. Plotosus anguillarlis (large intestine) Chrysophrys major (large intestine)  
Machida, M.; Ichihara, A.; and Kamegai, S., 1970 a  
all from sea north of the Tsushima Islands
- Zoogonoides viviparus Clinocottus globiceps Oligocottus snyderi  
Hall, J. R.; and Pratt, I., 1969 a  
all from Oregon
- Zoogonus sp. Chrysophrys major (large intestine)  
Machida, M.; Ichihara, A.; and Kamegai, S., 1970 a  
sea north of the Tsushima Islands
- Zoogonus lasius parasitized and non-parasitized snail tissue, fatty acids  
Lunetta, J. E.; and Vernberg, W. B., 1971 a
- Zoogonus lasius seasonal distribution Nassarius obsoletus  
McDaniel, J. S.; and Coggins, J. R., 1971 a  
Calico Creek, Morehead City, North Carolina
- Zoogonus lasius metacercaria Acmaea intestinalis  
Stunkard, H. W., 1972 a
- Zoogonus lasius oxygen uptake rates during development, encysted metacercariae and host metabolism and enzymatic activity, Leonereis culveri  
Vernberg, W.B.; and Vernberg, F. J., 1971 a
- Zoogonus rubellus castration, histopathology and Nassarius obsoletus  
Cheng, T. C.; Sullivan, J. T.; and Harris, K. R., 1973 a, figs.  
southern New Jersey
- Zygocotyle lunata (Dies., 1836) Stunkard, 1916  
Anas platyrhynchos platyrhynchos Anas acuta  
Crichton, V. F. J.; and Welch, H. E., 1972 a  
all from Delta Marsh, Manitoba
- Zygocotyle lunata (Diesing, 1836)  
infectivity, growth, development, excystation, transplantation, chick  
Fried, B., 1970 b, figs.
- Zygocotyle lunata Phasianus colchicus  
Greiner, E. C., 1972 a  
Nebraska

- Abothrium crassum* Storch, V.; and Welsch, U.,  
rescriptive epithelia fine structure 1970 a, fig.
- Abothrium gadi* Beneden, 1871  
incidence, degree of infection, habitat  
*Gadus morhua* (pyloric region of intestine) Williams, H. H.; and Halvorsen, O., 1971 a, figs.  
north-east coast, Scotland
- Acanthobothrium* key to species Campbell, R. A., 1969 a, 569  
includes: *A. fogeli* Goldstein, 1964; *A. brevissime* Linton, 1908; *A. lineatum* sp. n.; *A. lintoni* Goldstein, 1968; *A. paulum* Linton, 1890; *A. floridensis* Goldstein, 1964; *A. tortum* (Linton, 1916); *A. americanum* sp. n.
- Acanthobothrium americanum* sp. n. Campbell, R. A., 1969 a, 559, 560, 561, 562, 563, figs. 1, 3, 4, 7, 9, 17  
key  
*Dasyatis americana* Chesapeake Bay, Virginia
- Acanthobothrium brevissime* Linton, 1908  
key, redescription  
*Dasyatis americana*  
*Raja eglanteria* Campbell, R. A., 1969 a, figs. 11, 14, 15, 19  
all from Chesapeake Bay, Virginia
- Acanthobothrium floridensis* Goldstein, 1964  
key  
*Raja eglanteria* Campbell, R. A., 1969 a  
Chesapeake Bay, Virginia
- Acanthobothrium lineatum* sp. n. Campbell, R. A., 1969 a, 559, 564, 565, 566, figs. 10, 12, 13, 16  
key  
*Dasyatis americana* Chesapeake Bay, Virginia
- Acanthobothrium olseni* Dalley and Mudry, 1969  
development of metacystode stages  
*Tigriopus californicus* (exper.)  
*Rhinobatos productus* Mudry, D. R.; and Dailey, M. D., 1971 a, figs.  
Seal Beach, California
- Acanthobothrium paulum* Linton, 1890  
key, redescription, validation  
*Dasyatis americana*  
*Raja eglanteria* Campbell, R. A., 1969 a, 561, 565-568, figs. 2, 5, 6, 18, 20  
all from Chesapeake Bay, Virginia
- Acanthobothrium tortum* (Linton, 1916)  
redescription  
*Aetobatus narinari* Campbell, R. A., 1970 a, figs.  
Tortugas, Florida; Cape Haze Marine Laboratory, Sarasota, Florida
- Acanthobothrium woodsholei* Baer, 1948  
incertae sedis Campbell, R. A., 1969 a, 569
- Acanthocirrus cheilancristrotus* (Wedl) Fuhrm., 1908  
as syn. of *Neogryporhynchus cheilancristrotus* (Wedl, 1855) n. comb. Baer, J.G.; and Bona, F.V., 1960 a, 7
- Acanthocirrus macropeos* (Wedl) Fuhrm., 1908  
as syn. of *Parvitaenia macropeos* (Wedl, 1855) n. comb. Baer, J. G.; and Bona, F. V., 1960 a, 2
- Adenoscolex Fotedar*, 1958  
key, comparison of genera of Capingentidae Mackiewicz, J.S., 1970 a
- Alveococcosis. [See also Echinococcosis]
- Alveococcosis diagnosis, differentiation from liver cancer Alekseeva, M. I.; Perova, S. D.; Ozeretskovskaja, N.N.; and Zorikhina, V. I., 1971 a
- Alveococcosis human, liver, diagnosis, rheohepatography, case reports Al'perovich, B. I.; and Rodionova, A. P., 1970 a
- Alveococcosis human, liver, myelographic changes, correlation of eosinophil count in bone marrow with that in peripheral blood Dederer, Iu. M.; Krylova, N. P.; and Plavinskaja, N. Ia., 1969 a
- Alveococcosis human, multiple metastases from liver to lungs, diagnosis, case reports Pribylovskii, S. L.; Rozhkov, A. P.; and Moskvina, Z. G., 1969 a
- Alveococcosis human, liver, differential diagnosis Sheffer, R. Ia., 1969 a
- Alveococcosis mass serological diagnosis, humans Zorikhina, V. I.; Alekseeva, M. I.; Tumol'skaia, N. I.; and Mamedov, M. M., 1969 a  
Vilyuisk district, Yakutsk ASSR
- Alveococcosis human, combined infection with opisthorchiasis, liver, pathomorphology Zubov, N. A., 1967 a
- Alveococcus (= Echinococcus) multilocularis (Leuckart, 1863) Abuladse, 1959  
epidemiology, prophylaxis, review Lukashenko, N. P., 1971 a  
USSR
- Alveococcus (= Echinococcus) multilocularis (Leuckart, 1863) Abuladse, 1959  
larval scolices, oxygen consumption Lukashenko, N. P.; and Kovalenko, F. P., 1971 a
- Alveococcus multilocularis (Leuckart, 1863) Abuladze, 1959  
drug trials, free and encapsulated scoleces Lukashenko, N. P.; Kovalenko, F. P.; and Kolosova, M. O., 1971 a
- Alveococcus multilocularis mass survey humans  
*Vulpes vulpes* dogs Mamedov, M. M., 1969 a  
all from Vilyuisk and Nizhne-Kolymsk districts
- Alveococcus multilocularis [Bos taurus] Mukhamadiev, S. A., 1971 a  
Tadzhikistan
- Alveococcus multilocularis (Leuckart, 1863) (liver of all)  
*Clethrionomys rutilus*  
*C. rufocanus* Surkov, V. S.; and Nadtochii, E. V., 1971 a  
all from Sakhalin Island
- Amoebotaenia Cohn, 1899  
morphological diagnosis Iurpalova, N. M.; and Poznakomkin, S. D., 1968 a
- Amoebotaenia cuneata (Linstow, 1872)  
morphological diagnosis  
*Gallus gallus dom.* (intestine) Iurpalova, N. M.; and Poznakomkin, S. D., 1968 a, figs.  
Primorskii kraj and North Vietnam
- Amoebotaenia frigida Meggitt, 1927  
as syn. of *Neoliga depressa* (Siebold, 1836) Spassky et Spasskaja, 1959 Spasskii, A. A., 1968 a, 31
- Amoebotaenia ophorae sp.n. Fluvialis apricaria (intestine) Belopol'skaia, M. M., 1971 a, 77-82, figs. 1-9  
coast of the White Sea
- Amoebotaenia sphenoides fowls Chand, K., 1971 a  
India

- Amoebotaenia sphenoides* (Railliet, 1892) pathology, chickens Kaushik, R. K.; and Deorani, V. P. S., 1971 a
- A[moebotaenia] sphenoides* poultry Kumar, S. P.; Shivnani, G.A.; and Joshi, H. C., 1971 a India
- Amoebotaenia sphenoides* incidence, intensity, desi fowls Misra, S. C.; Mohapatra, G. S.; and Ghosh, K. K., 1972 a Orissa
- Amoebotaenia subterranea* Cholodkowsky, 1906 as syn. of *Choanotaenia crassiscolex* (von Linstow, 1890) Vaucher, C., 1971 a
- Amphilina foliacea* (Rud.) copper, zinc, cobalt, manganese content, host-parasite adaptability Andreev, V. V.; and Markov, G. S., 1971 a; 1971 b; 1971 c
- Amphilina foliacea* sturgeons, blood chemistry Andreev, V. V.; and Markov, G. S., 1971 d
- Anantrum*, n. g. *Pseudophyllidae*; *Bothriocephalidae* Overstreet, R. M., 1968 a, 444, 453  
tod: *Dibothrium tortum* Linton, 1905
- Anantrum tortum* (Linton, 1905) n. comb. (tod) Overstreet, R. M., 1968 a, 453-455, figs.  
Syn.: *Dibothrium tortum* Linton, 1905  
*Synodus foetens* (intestinal loops, pyloric caecum) Buttonwood Canal and Biscayne Bay, Florida
- Andrya cuniculi* (Blanchard, 1891) Railliet, 1893 morphology *Oryctolagus cuniculus* (intestino) de Mendonça, M. M.; and Varela, M. C., 1971 a, figs.  
Península Ibérica
- Andrya macrocephala* *Microtus ochrogaster* *M. pennsylvanicus* Whitaker, J. O. (jr.); and Adalis, D., 1971 a  
all from Indiana
- Andrya primordialis* *Tamiasciurus hudsonicus* Mahrt, J.L.; and Chai, S.J., 1972 a  
Alberta, Canada
- Andrya rhopalcephala* (Riehm 1891) Hase (Dünndarm) Eble, H., 1971 a  
Hakel
- Andrya rhopalcephala* field hares (stomach) Špenfk, M.; et al., 1970 a  
Czechoslovakia
- Angularella chelidonariae* (Spasskaja, 1957) synonymy Spasskii, A.A., 1968 a, 46, 51
- Anomotaenia* Cohn, 1907 emend. *Dilepididae*, *Dilepidinae* Baer, J. G.; and Bona, F. V., 1960 a, 18  
type: *A. microrhyncha* (Krabbe, 1869)
- Anomotaenia* Cohn, 1900 *Dilepididae*, diagnosis, comparative morphology, ecology, geographic distribution Spasskii, A. A., 1968 a
- Anomotaenia* sp. *Dailognatha nasuta* (body cavity) Gafurov, A. K., 1970 b, fig. Tadzshikistan
- Anomotaenia* sp. *Corvus brachyrhynchos* (small intestine) Hendricks, L. D.; Harkema, R.; and Miller, Grover C., 1969 a  
North Carolina
- Anomotaenia* sp. *Tadorna tadorna* Kornilushin, V. V., 1969 a  
Black Sea
- Anomotaenia* sp. *Belopolskaja*, 1959 as syn. of *Dichoanotaenia* sp. (Belopolskaja, 1959) n. comb. Spasskii, A. A., 1968 a, 45, 50
- Anomotaenia* sp. *Uria aalge* *U. lomvia* Threlfall, W., 1971 a  
all from northwestern North Atlantic
- Anomotaenia accipitris* Johnston, 1911 excluded from *Anomotaenia*, generic affiliation remains unknown Spasskii, A. A., 1968 a, 25
- Anomotaenia acollum* Fuhrmann, 1907 as syn. of *A. acollum* in the group of dilepidids of unknown generic affiliation" Spasskii, A. A., 1968 a, 26
- Anomotaenia aegyptica* (Krabbe, 1869) Sandeman, 1959 nec *Choanotaenia aegyptica* Meggitt, 1927 generic affiliation unknown Spasskii, A.A., 1968 a, 45-46
- Anomotaenia agnosta* (Meggitt, 1927) Mathevossian, 1963 as syn. of *Chitonorecta agnosta* Meggitt, 1927 Spasskii, A.A., 1968 a, 38
- Anomotaenia ancora* Mamajev 1959 Spasskii, A. A., 1968 a, 49
- Anomotaenia angolensis* (Mettrick, 1960) Mathevossian, 1963 conditionally belongs to *Choanotaenia* Spasskii, A.A., 1968 a, 38, 50
- Anomotaenia antarctica* Fuhrmann, 1921 as syn. of *Dichoanotaenia? dominicanus* (Railliet et Henry, 1912) n. comb. Spasskii, A. A., 1968 a, 34
- Anomotaenia anthusi* (Spasskaja, 1959) Mathevossian, 1963 as syn. of *Sobolevitaenia anthusi* (Spasskaja, 1959) Spasskaja et Makarenko, 1965 Spasskii, A.A., 1968 a, 38
- Anomotaenia arionis* (Siebold, 1850) Fuhrmann, 1908 "generic affiliation not established" Spasskii, A. A., 1968 a, 27
- Anomotaenia arkita* Mathevossian, 1950 as syn. of *Icteroaenia arkita* (Mathevossian, 1950) n. comb. Spasskii, A. A., 1968 a, 27
- Anomotaenia armillaris* (Rudolphi, 1810) Cohn, 1901 "generic affiliation unknown" Spasskii, A. A., 1968 a, 27
- Anomotaenia armillaris* (Rudolphi, 1810) *Uria aalge* *U. lomvia* Threlfall, W., 1971 a  
all from northwestern North Atlantic
- Anomotaenia asymmetrica* Johnston, 1911, nec *Choanotaenia asymmetrica* Fuhrmann, 1908 "generic position not established" Spasskii, A. A., 1968 a, 28
- Anomotaenia aurita* (Rud.) Fuhrm., 1908 as syn. of *Parvitaenia aurita* (Rud., 1819) n. comb. Baer, J. G.; and Bona, F.V., 1950 a, 3
- Anomotaenia aurita* (Rudolphi, 1819) Fuhrmann, 1908 "excluded from *Anomotaenia*" Spasskii, A. A., 1968 a, 28
- Anomotaenia bacilligera* (Krabbe, 1869) Fuhrmann, 1908 Spasskii, A. A., 1968 a, 49

- Anomotaenia binzui Yamaguti Spasskii, A. A., 1968 a, 28  
1956  
as syn. of Icterotaenia binzui (Yamaguti, 1956) Spassky, 1966
- Anomotaenia borealis Williams, I. G.; and Newton, Pyrrhula pyrrhula (intestine) I., 1969 a Southern England
- Anomotaenia brasiliensis Spasskii, A. A., 1968 a, 28  
Fuhrmann, 1907  
generic position uncertain
- Anomotaenia brevis (Clerc, Spasskii, A. A., 1968 a, 28  
1902) Fuhrmann, 1908, *nec* Liga brevis (Linstow, 1884)  
as syn. of Icterotaenia brevis (Clerc, 1902) Spassky 1966
- Anomotaenia caledonica Fuhrmann, 1918  
as syn. of Icterotaenia caledonica (Fuhrmann, 1918)  
Spassky, 1966
- Anomotaenia campylacantha Spasskii, A. A., 1968 a, 29  
(Krabbe, 1869) Cohn, 1901  
"generic affiliation of this helminth for the present remains unknown"
- Anomotaenia campylacantha Threlfall, W., 1971 a  
(Krabbe, 1869) northwestern North Atlantic  
Uria aalge
- Anomotaenia chandleri Spasskii, A. A., 1968 a, 38  
(Moghe, 1925) Mathevossian, 1963  
as syn. of Pamua chandleri (Moghe, 1925) Yamaguti, 1959
- Anomotaenia charadrii Spasskii, A. A., 1968 a, 46  
Gvosdev, 1964  
generic position uncertain
- Anomotaenia ciliata McLaughlin, J. D.; and Burt, Fuhrmann, 1913  
Anas rubripes D. B., 1973 a
- Anomotaenia ciliata Fuhrmann, 1913  
as syn. of Platyscolex ciliata (Fuhrmann, 1913) Spasskaja, 1962
- Anomotaenia citrus (Krabbe, Spasskii, A. A., 1968 a, 38  
1869) Fuhrmann, 1908  
as syn. of Dichoanotaenia citrus (Krabbe, 1869) Fuhrmann, 1908
- Anomotaenia clavigera Spasskii, A. A., 1968 a, 38  
(Krabbe, 1869) Cohn, 1900  
as syn. of Dichoanotaenia clavigera (Krabbe, 1869)  
Lopez-Neyra, 1944
- Anomotaenia constricta Béguin, F., 1966 a, figs. 8-9  
cuticle, ultrastructure, absorption, exogenous substances, histological comparison, intestinal epithelium
- Anomotaenia constricta Spasskii, A. A., 1968 a, 27  
(Mölin, 1858) Fuhrmann, 1908  
as syn. of Icterotaenia constricta (Mölin, 1858)  
Spassky, 1966
- Anomotaenia constricta Wacha, R.S.; and Schmidt, G.D.; (Mölin, 1858)  
Pica p. hudsonia 1971 a  
Greeley, Colorado
- Anomotaenia cyathiformis Spasskii, A. A., 1968 a, 30  
(Froelich, 1791) Joyeux et Baer, 1936  
"generic position difficult to establish"
- Anomotaenia cyathiformoides Spasskii, A. A., 1968 a, 30  
Fuhrmann, 1908  
generic position uncertain
- Anomotaenia dehiscens Oshmarin, P. G., 1968 a  
(Krabbe, 1879)
- Anomotaenia dehiscens Spasskii, A. A., 1968 a, 50  
(Krabbe, 1879) Fuhrmann, 1908  
"morphologically and ecologically closer to Icterotaenia"
- Anomotaenia (s.l.) dimacracantha Mathevossian, 1963  
Spasskii, A. A., 1968 a, 44  
"generic affiliation unknown"  
Syn.: A. macracantha Fuhrmann, 1908 (*nec*  
A. macracantha (Krabbe, 1869) Cohn, 1901)
- Anomotaenia discoidea Baer, J. G.; and Bona, F. V.,  
(v. Beneden, 1868) Fuhrm., 1960 a, 18  
1908  
Syn.: Taenia multiformis Krabbe, 1869 (*nec* Crepl.);  
Choanotaenia discoidea Joyeux et Gaud, 1945  
Ciconia c. ciconia Europe
- Anomotaenia discoidea Spasskii, A. A., 1968 a, 39, 50  
(Beneden, 1869) Fuhrmann, 1908  
belongs to Choanotaenia
- Anomotaenia dogieli (Kro- Spasskii, A. A., 1968 a, 39  
tov, 1953) Mathevossian, 1963  
"generic affiliation questionable"
- Anomotaenia dubia Meggitt, Spasskii, A. A., 1968 a, 31  
1927  
"generic affiliation unknown"
- Anomotaenia dubininae Spasskii, A. A., 1968 a, 39  
Mathevossian, 1963  
as syn. of Icterotaenia dubininae (Mathevossian, 1963)  
Spassky, 1966
- Anomotaenia ericetorum Spasskii, A. A., 1968 a, 31  
(Krabbe, 1869) Cohn, 1901  
"generic affiliation remains under question"
- Anomotaenia eudromii Spasskii, A. A., 1968 a, 49  
Spasskaja, 1954
- Anomotaenia exigua (Dujardin, 1845) Lopez-Neyra, 1951  
Spasskii, A. A., 1968 a, 39  
as syn. of Monopylidium exiguum (Dujardin, 1845) n. comb.
- Anomotaenia facile Meggitt Spasskii, A. A., 1968 a, 47  
1927  
"generic identification difficult"
- Anomotaenia filovata Clark, Spasskii, A. A., 1968 a, 31  
1952  
as syn. of Dichoanotaenia filovata (Clark, 1952)  
Spassky, 1966
- Anomotaenia fortunata Meggitt, Spasskii, A. A., 1968 a, 31  
1927  
"generic affiliation remains uncertain"
- Anomotaenia galbulae (Gm.) Spasskii, A. A., 1968 a, 31  
Fuhrmann, 1932  
as syn. of Icterotaenia galbulae (Gmelin, 1790) Railliet  
et Henry, 1909
- Anomotaenia gallinaginis Spasskii, A. A., 1968 a, 31  
Davies, 1938  
as syn. of Dichoanotaenia? gallinaginis (Davies, 1938)  
n. comb.
- Anomotaenia glandularis Baer, J. G.; and Bona, F. V.,  
Fuhrm., 1905 1960 a, 3  
as syn. of Parvitaenia glandularis (Fuhrm., 1905) n.  
comb.

- Anomotaenia glandularis* Spasskii, A. A., 1968 a, 47  
Fuhrmann, 1905  
as syn. of *Bancroftiella glandularis* (Fuhrmann, 1905)  
Johnston, 1911
- Anomotaenia globulus* (Wedl, Spasskii, A. A., 1968 a, 41  
1855) Fuhrmann, 1908  
as syn. of *Dichoanotaenia globulus* (Wedl, 1855) Lopez-  
Neyra, 1944
- Anomotaenia guiarti* (Tseng Spasskii, A. A., 1968 a, 41, 50  
1932) Mathevossian, 1963  
apparently belongs to *Panuwa*
- Anomotaenia heimi* n. sp. Quentin, J. C., 1964 b, 117,  
*Lophuromys sikapusi* 125-129, figs. 4A-H  
Boukoko, République  
Centrafricaine
- Anomotaenia heterocoronata* Spasskii, A. A., 1968 a, 31  
Fuhrmann, 1918  
may belong to *Vitta*
- Anomotaenia hilmylum* Mathe- Spasskii, A. A., 1968 a, 41  
vossian, 1963  
"excluded from *Anomotaenia*"  
Syn.: *Choanotaenia infundibulum* [of] Hilmy, 1936
- Anomotaenia hirundina* Spasskii, A. A., 1968 a, 31-32  
Fuhrmann, 1908  
may belong to *Vitta*
- Anomotaenia hoepli* Tseng, Spasskii, A. A., 1968 a, 32  
1933  
"excluded from *Anomotaenia*"
- Anomotaenia hydrocheli-* Spasskii, A. A., 1968 a, 49  
*donis* Dubinina, 1953
- Anomotaenia isacantha* Fuhr- Spasskii, A. A., 1968 a, 32  
mann, 1908  
"generic affiliation unknown"
- Anomotaenia laevigata* Spasskii, A. A., 1968 a, 32  
(Rudolphi, 1819)  
near *Dictymetra* Clark, 1952  
Syn.: *A. luehei* Gasowska, 1932
- Anomotaenia larina* (Krabbe, Spasskii, A. A., 1968 a, 32  
1869) Cohn, 1901
- Anomotaenia larina* [i.e.?, Spasskii, A. A., 1968 a, 50  
*micracantha*][of] Baer, 1956 (nec Krabbe, 1869, nec Dubi-  
nina, 1953)  
as syn. of *Dichoanotaenia? baeri*, n. sp. [nomen nudum]
- Anomotaenia larina* [i.e.?, Spasskii, A. A., 1968 a, 50  
*micracantha*][of] Dubinina, 1953 (nec Krabbe, 1869, nec  
Baer, 1956)  
as syn. of *Dichoanotaenia? dubininae*, n. sp. [nomen  
nudum]
- Anomotaenia leuckarti* Spasskii, A. A., 1968 a, 32  
(Krabbe, 1869)  
"hooks resemble cestodes of *Dendrouterina*"
- Anomotaenia lobivanelli* Spasskii, A. A., 1968 a, 41  
(Burt, 1940) Mathevossian, 1963  
as syn. of *Panuwa lobivanelli* Burt, 1940
- Anomotaenia luehei* Gasow- Spasskii, A. A., 1968 a, 32  
ska, 1932  
as syn. of *Anomotaenia laevigata* (Rudolphi, 1819)
- Anomotaenia macracantha* Spasskii, A. A., 1968 a, 41  
(Fuhrmann, 1907)  
Mathevossian, 1963  
as syn. of *Panuwa macracantha* (Fuhrmann, 1907) n. comb.
- Anomotaenia macracantha* Spasskii, A. A., 1968 a, 44  
Fuhrmann, 1908 (nec *A. macra-*  
*cantha* (Krabbe, 1869) Cohn, 1901)  
as syn. of *A. (s.l.) dimacracantha* Mathevossian, 1963
- Anomotaenia (s.l.) macra-* Spasskii, A. A., 1968 a, 32-33,  
*canthoides* (Fuhrmann, 1907) 50  
Fuhrmann, 1907  
apparently belongs to *Panuwa*
- Anomotaenia macropterygis* Spasskii, A. A., 1968 a, 44  
Hubscher, 1937  
as syn. of *Neoliga macropterygis* (Hubscher, 1937) Spas-  
sky, 1966
- Anomotaenia magnivesicula* Spasskii, A. A., 1968 a, 46  
(Johri, 1953) Sandeman, 1959  
as syn. of *Thaparea magnivesicula* Johri, 1953
- Anomotaenia manipurensis* Spasskii, A. A., 1968 a, 41, 50  
(Patwardhan, 1935) Mathevossian, 1963  
apparently belongs to *Panuwa*
- Anomotaenia meinertzhageni* Spasskii, A. A., 1968 a, 33  
Baer, 1956
- Anomotaenia meinertzhageni* Threlfall, W., 1971 a  
(Baer, 1956) northwestern North Atlantic  
*Uria aalge*
- Anomotaenia micracantha* Spasskii, A. A., 1968 a, 33  
(Krabbe, 1869) Cohn, 1901  
"near *Dichoanotaenia* Lopez-Neyra, 1943"
- Anomotaenia micracantha* Spasskii, A. A., 1968 a, 34  
[of] Baer, 1956; nec Krabbe, 1869  
as syn. of *Dichoanotaenia? baeri*, n. sp. [nomen nudum]
- Anomotaenia micracantha* Spasskii, A. A., 1968 a, 33  
[of] Dubinina, 1953, nec Krabbe, 1869  
as syn. of *Dichoanotaenia? dubininae*, n. sp. [nomen  
nudum]
- Anomotaenia micracantha* Threlfall, W., 1971 a  
(Krabbe, 1869) northwestern North Atlantic  
*Uria aalge*
- Anomotaenia micracantha do-* Spasskii, A. A., 1968 a, 34  
*minicana* (R. et H., 1912)  
as syn. of *Dichoanotaenia? dominicanus* (Railliet et  
Henry, 1912) n. comb.
- Anomotaenia microphallos* Spasskii, A. A., 1968 a, 41-42  
(Krabbe, 1869) Fuhrmann, 1908
- Anomotaenia microphallos* Spasskii, A. A., 1968 a, 49  
sensu Clerc, 1903
- Anomotaenia microrhyncha* Turpalova, N. M., 1968 a,  
(Krabbe, 1869) Cohn, 1900  
figs.  
morphology Poland  
*Philomachus pugnax* (intestine)
- Anomotaenia microrhyncha* Spasskii, A. A., 1968 a, 25, 49  
(Krabbe, 1869) Cohn, 1900

- Anomotaenia minor* (Ransom, 1909) Sandeman, 1959 Spasskii, A. A., 1968 a, 46  
"generic affiliation under question"
- Anomotaenia minuta* (Benham, 1900) Fuhrmann, 1908 Spasskii, A. A., 1968 a, 34  
"excluded from *Anomotaenia*"
- Anomotaenia mollis* (Hemp. et Ehrenb. in Volz, 1900) Fuhrmann, 1906 Spasskii, A. A., 1968 a, 34
- Anomotaenia murudensis* Baylis, 1920 Spasskii, A. A., 1968 a, 34-35  
"excluded from *Anomotaenia*, generic affiliation undetermined"
- Anomotaenia muscosa* (Fuhrmann, 1896) Mathevossian, 1963 Spasskii, A. A., 1968 a, 42  
as syn. of *Monoptylidium musculosum* (Fuhrmann, 1896) Fuhrmann, 1899
- Anomotaenia mutabilis* (Rudolphi, 1819) Fuhrmann, 1908 Spasskii, A. A., 1968 a, 50  
"morphologically and ecologically closer to *Icterotaenia*"
- Anomotaenia nycticoracis* Baer, J. G.; and Yamaguti, 1935 Bona, F. V., 1960 a, 2  
as syn. of *Parvitaenia macropeos* (Wedl, 1855) n. comb.
- Anomotaenia nycticoracis* Yamaguti, 1935 Spasskii, A. A., 1968 a, 45  
as syn. of *Parvitaenia nycticoracis* (Yam., 1935) Yamaguti, 1959
- Anomotaenia nymphaea* (Schrank, 1790) Fuhrmann, 1908 Spasskii, A. A., 1968 a, 32  
near *Dictymetra* Clark, 1952
- Anomotaenia otidis* Skrjabin, 1915 Spasskii, A. A., 1968 a, 35  
"excluded from *Anomotaenia*"
- Anomotaenia ovolaciniata* (Linstow, 1877) Fuhrmann, 1908 Spasskii, A. A., 1968 a, 35  
as syn. of *Vitta parvirostris* (Krabbe, 1869) Baer, 1959
- Anomotaenia papilla* (Wedl, 1855) Fuhrmann, 1908 Spasskii, A. A., 1968 a, 35  
"excluded from genus"
- Anomotaenia paramicrohyncha* Dubinina, 1953 Spasskii, A. A., 1968 a, 35  
as syn. of *Dichoanotaenia tringae* (Burt, 1940) n. comb.
- Anomotaenia passerina* (Fuhrmann, 1907) Lopez-Neyra, 1952 Spasskii, A. A., 1968 a, 42  
as syn. of *Icterotaenia passerina* (Fuhrmann, 1907) n. comb.
- Anomotaenia passerum* Joyeux et Timon-David, 1934 Spasskii, A. A., 1968 a, 35  
generic affiliation uncertain
- Anomotaenia paucitesticulata* Fuhrmann, 1908 Spasskii, A. A., 1968 a, 35  
"generic affiliation unknown"
- Anomotaenia penicillata* Fuhrmann, 1908 Spasskii, A. A., 1968 a, 35, 50  
"systematic position remains under question"
- Anomotaenia perisorei* (Spasskaja, 1957) Mathevossian, 1963 Spasskii, A. A., 1968 a, 50  
"morphologically and ecologically closer to *Icterotaenia*"
- Anomotaenia platyrhyncha* (Krabbe, 1869) Cohn, 1900 Spasskii, A. A., 1968 a, 35-36  
generic position uncertain
- Anomotaenia platyrhyncha* (Krabbe, 1869) evolution, ovary Spasskii, A. A.; and Korniu-shin, V. V., 1971 a; 1971 b, fig.  
*Tringa stagnatilis* Black Sea shore
- Anomotaenia plegadis* (Dubinin et Dubinin, 1940) Mathevossian, 1963 Spasskii, A. A., 1968 a, 43  
"generic affiliation unknown"
- Anomotaenia praecox* (Krabbe, 1879) Spasskii, A. A., 1968 a, 36  
as syn. of *Icterotaenia praecox* (Krabbe, 1879) n. comb.
- Anomotaenia prinopsia* Mettrick, 1959 Spasskii, A. A., 1968 a, 47  
as syn. of *Icterotaenia prinopsia* (Mettrick, 1959) n. comb.
- Anomotaenia procirrosa* Fuhrmann, 1909 Spasskii, A. A., 1968 a, 36  
*Dilepididae* sp. inquirenda
- Anomotaenia pyriformis* (Wedl, 1855) Cohn, 1901 Spasskii, A. A., 1968 a, 36  
"excluded from *Anomotaenia*"
- Anomotaenia quadrata* (Rudolphi, 1819) Fuhrmann, 1908 Spasskii, A. A., 1968 a, 50  
"morphologically and ecologically closer to *Icterotaenia*"
- Anomotaenia reductorhyncha* Spasskaja, 1957 Spasskii, A. A., 1968 a, 50  
"morphologically and ecologically closer to *Icterotaenia*"
- Anomotaenia reticulata* Spassky et Konovalov, 1967 Spasskii, A. A., 1968 a, 49
- Anomotaenia rhinocheti* Johnston, 1911 Spasskii, A. A., 1968 a, 36
- Anomotaenia ricci* (Fuhrmann et Baer, 1943) Baer, J. G.; and Bona, F. V., 1960 a, 18 Spasskii, A. A., 1968 a, 43  
Syn.: *Choanotaenia ricci* Fuhrmann et Baer, 1943  
*Sphenorhynchus abdimii* Congo
- Anomotaenia ricci* (Fuhrmann et Baer, 1943) Mathevossian, 1963 Spasskii, A. A., 1968 a, 43  
"generic affiliation unknown"
- Anomotaenia riparia* Dubinin, 1953 Spasskii, A. A., 1968 a, 36, 51  
as syn. of *Vitta riparia* (Dubinina, 1953) Spasskii et Spasskaja, 1966
- Anomotaenia rostrata* (Fuhrmann, 1918) Mathevossian, 1963 Spasskii, A. A., 1968 a, 43, 50  
belongs to *Choanotaenia*
- Anomotaenia rowettiae* Yeh, 1957 Spasskii, A. A., 1968 a, 36  
as syn. of *Icterotaenia? rowettiae* (Yeh, 1957) n. comb.
- Anomotaenia rustica* Neslobinsky, 1911 Spasskii, A. A., 1968 a, 36  
as syn. of *Vitta rustica* (Neslobinsky, 1911) Baer, 1957
- Anomotaenia secunda* (Fuhrmann, 1907) Mathevossian, 1963 Spasskii, A. A., 1968 a, 49

- Anomotaenia sinensis* Spasskii, A. A., 1968 a, 43  
(Joyeux et Baer, 1935) Lopez-Neyra, 1952  
"generic affiliation unknown"
- Anomotaenia skrjabini* (Ivanitzky, 1940) Mathevossian, 1963  
as syn. of *Panuwa skrjabini* (Ivanitzky, 1940) n. comb.
- Anomotaenia skrjabini* Gynezinskaja et Naumov, 1958 (nec Iwanitzky, 1940)  
as syn. of *Dichoanotaenia skrjabini* (Gynezinskaja et Naumov, 1958) Spassky, 1966
- Anomotaenia skrjabiniana* Spasskii, A. A., 1968 a, 47  
Spasskaja, 1958  
as syn. of *Icterotaenia? skrjabiniana* (Spasskaja, 1958)  
n. comb.
- Anomotaenia sociabilis* Spasskii, A. A., 1968 a, 36  
Ransom, 1909  
"identification of generic affiliation difficult"
- Anomotaenia southwelli* Spasskii, A. A., 1968 a, 43  
(Fuhrmann, 1932) Mathevossian, 1963  
as syn. of *Panuwa? southwelli* (Fuhrmann, 1932) n. comb.
- Anomotaenia spinosocapite* Spasskii, A. A., 1968 a, 50  
(Joyeux et Baer, 1955) Math., 1963  
"morphologically and ecologically closer to *Icterotaenia*"
- Anomotaenia stentorea* (Froelich, 1802) Fuhrmann, 1908  
as syn. of *Dichoanotaenia stentorea* (Froelich, 1802)  
Lopez-Neyra, 1944
- Anomotaenia subterranea* Spasskii, A. A., 1968 a, 47  
Cholodkovsky, 1906  
as syn. of *Choanotaenia crassiscolex* Linstow, 1890
- Anomotaenia tarnogradskii* Oshmarin, F. G., 1968 a  
Dinnik, 1927
- Anomotaenia tarnogradskii* Spasskii, A. A., 1968 a, 37  
Dinnik, 1927  
as syn. of *Icterotaenia tarnogradskii* (Dinnik, 1927)  
n. comb.
- Anomotaenia telescopica* Spasskii, A. A., 1968 a, 48  
Barker, 1915  
generic affiliation unknown
- Anomotaenia tordae* (Fabricius, 1780) Fuhrmann, 1908  
Spasskii, A. A., 1968 a, 37
- Anomotaenia trapezoides* Spasskii, A. A., 1968 a, 50  
Fuhrmann, 1906  
"morphologically and ecologically closer to *Icterotaenia*"
- Anomotaenia tringae* Mettrick, D. F., 1967 b, 336-337, fig.  
(Burt, 1940) Sandeman, 1959  
*Tringa ocropus* near Samfya, Zambia
- Anomotaenia tringae* Burt, 1940  
Spasskii, A. A., 1968 a, 35  
as syn. of *Dichoanotaenia tringae* (Burt, 1940) n. comb.
- Anomotaenia trivialis* Meggitt, 1927  
Spasskii, A. A., 1968 a, 48
- Anomotaenia tugarinovi* Spasskii, A. A., 1968 a, 44  
(Dubinina, 1950) Mathevossian, 1963  
as syn. of *Icterotaenia tugarinovi* (Dubinina, 1950)  
n. comb.
- Anomotaenia undulatoides* Spasskii, A. A., 1968 a, 37, 51  
Fuhrmann, 1908  
to *Vitta* [comb. not made]  
Syn.: *Pseudanomotaenia undulatoides* (Fuhrmann, 1908)  
Mathevossian, 1963
- Anomotaenia unicoloronata* Spasskii, A. A., 1968 a, 48  
(Fuhrm.) Clerc, 1911  
as syn. of *Icterotaenia unicoloronata* (Fuhrmann, 1908)  
Spassky, 1966
- Anomotaenia variabilis* Spasskii, A. A., 1968 a, 37  
(Rudolphi, 1810) Cohn, 1900  
as syn. of *Dichoanotaenia stentorea* (Froelich, 1802)  
Lopez-Neyra, 1944
- Anomotaenia verulamii* Spasskii, A. A., 1968 a, 37  
Mettrick, 1958  
as syn. of *Icterotaenia verulamii* (Mettrick, 1958)  
n. comb.
- Anomotaenia volvulus* (Linstow, 1906) Fuhrmann, 1908  
provisionally designated as *Choanotaenia volvulus* (Linstow, 1906) Spassky et Spasskaja, 1966
- Anonchotaenia arhyncha* Schmidt, G. D., 1972 d  
Fuhrmann, 1918  
*Pardalotus ornatus*  
Blanchtown, Bunkers, Mount Crawford, and Flinders Range, South Australia
- Anonchotaenia globata* Linstow, 1879  
*Sturmus vulgaris*  
Rodrick, G. E.; and Johnson, J. C. (jr.), 1971 a  
southeastern Kansas
- Anonchotaenia globata* (Linstow, 1879) Cohn, 1900  
*Entomyzon cyanotis*  
Schmidt, G. D., 1972 d  
North Queensland, Australia
- Anonchotaenia quisquali* Stanley, J. G.; and Rabalais, F. C., 1971 a  
Rausch and Morgan, 1947  
northwestern Ohio  
*Agelaius phoeniceus* (small intestine)
- Anoplocephala* Cook, T. F., 1973 a  
haloxon + trichlorfon, horses
- Anoplocephala* Durez, J.; and Pecheur, M., 1972 a  
treatment, chevaux
- Anoplocephal[a]* Jonas, D.; Hasslinger, M. A.; Wolpert, E., 1972 a  
Neguvon, Equigard, Dichlorphos, horses
- Anoplocephala magna* Bradley, R. E.; and Radhakrishnan, C. V., 1973 a  
mebendazole, piperazine + thiabendazole, horses and ponies
- Anoplocephala magna* Drudge, J.H.; Lyons, E.T.; and Swerczek, T. W., 1974 a  
levamisole hydrochloride + piperazine, ineffective, horses
- Anoplocephala magna* Serra, R. G.; de Mello Malheiro, D.; and Serra, O. P., 1970 a, figs.  
triangular anomaly
- Anoplocephala manubriata* Ehlers-Rhodigen, S., 1965 a  
*Elephantus indicus*  
Neon, died Dusit zoo, Bangkok
- Anoplocephala perfoliata* Bracegirdle, J. R., 1973 a  
horse (colon)  
Ethiopia
- Anoplocephala perfoliata* Clarkson, M.J.; and Beg, M.K., 1971 a  
horses, levamisole, thiabendazole, poor results



- Anoplocephala perfoliata Drudge, J.H.; Lyons, E.T.; and  
levamisole hydrochloride Swerczek, T. W., 1974 a  
+ piperazine, ineffective, horses
- Anoplocephalidae [sp.] Bookhout, T. A., 1971 a  
Lepus americanus northern Michigan
- Anoplocephalidae gen. sp. Tazieva, Z. Kh.; and Lobachev,  
Mertes foinea Iu. S., 1970 a  
Kazakhstan Altai
- Aploparaksis sp. (Spassky, Spasskaia, L. P., 1966 b  
1963)  
as syn. of Aploparaksis andrei Spassky, n. sp.
- Aploparaksis andrei Spasskaia, L. P., 1966 b, 40-  
Spassky, n. sp. 42, figs. 21-22  
Syn.: Aploparaksis sp. (Spassky, 1963)  
Tringa nebularia all from Ust-Kamchatsk and  
T. glareola upper Plotnikova river  
T. incana (Kamchatka)
- Aploparaksis brachyphallos Spasskaia, L. P., 1966 b  
Spassky, 1963, nec Krabbe, 1869  
as syn. of Aploparaksis clavata n. sp.
- Aploparaksis clavata Spasskaia, L. P., 1966 b, 46,  
n. sp. 47-48, figs. 27-28  
Syn.: Aploparaksis brachyphallos Spassky, 1963, nec  
Krabbe, 1869  
Limicola falcinellus Kamchatka
- Aploparaksis furcigera Golovkova, V. I., 1972 a  
(Rudolphi, 1819) all from Turkmen SSR  
Anas acuta  
A. crecca  
Aythya ferina  
A. fuligula
- Aploparaksis furcigera McLaughlin, J. D.; and Burt,  
(Nitzsch in Rud, 1819) D. B., 1973 a  
Anas rubripes (caeca) New Brunswick
- Aporina delafondi Ehatnagar, P. K.; and Ruprah,  
Railliet, 1892 N. S., 1970 a, figs.  
pigeons Hissar, India
- Aprostotandrya africana Paperna, I.; Furman, D. P.;  
Tatera kempfi and Rothstein, N., 1970 a  
East cantonments, South  
Ghana
- Aprostotandrya macro- Surkov, V.S.; and NadtochiI,  
cephala Douthitt, 1915 E. V., 1971 a  
(small intestine of all) all from Sakhalin Island  
Clethrionomys rutilus  
C. rufocanus
- Atractolytocestus huronen- Jones, A. W.; and Mackiewicz,  
sis J. S., 1969 a, figs.  
naturally occurring tri- North America  
ploidy and parthenogenesis, Cyprinus carpio
- Atriotaenia Sandground, Stunkard, H. W., 1969 c  
1926  
should be retained in Linstowiinae
- Atriotaenia procyonis Keppner, E. J., 1969 d  
Taxidea taxus (small in- southwst of Laramie,  
testine) Wyoming
- Atriotaenia (Ershovia) Leiby, P. D.; Sitzmann, P. J.;  
procyonis and Kritsky, D. C., 1971 a  
Taxidea taxus North Dakota
- Avitellina sp. Condy, J. P., 1972 a  
Tragelaphus strepsiceros Rhodesia
- Avitellina centripunctata Horak, I. G.; Snijders, A. J.;  
cambendazole, sheep and Pienaar, I., 1972 a
- Avitellina centripunctata Mukhamadiev, S. A., 1971 a  
[Bos taurus] Tadzhikistan
- Avitellina centripunctata Touratier, L., 1974 a  
Cetovex, sheep
- Avitellina woodlandi Touratier, L., 1974 a  
Cetovex, sheep
- Avocettolepis gen. n. Spasskii, A. A.; and Korniu-  
Hymenolepididae shin, V. V., 1971 a; 1971 b,  
1233, 1234  
tod: A. vaginata comb. n.
- Avocettolepis vaginata Spasskii, A. A.; and Korniu-  
(Baczynska, 1914) comb. n. shin, V. V., 1971 a; 1971 b,  
(tod) evolution, ovary 1233, 1234, fig. 1a  
Syn.: Hymenolepis vaginata Baczynska, 1914; Weinlandia  
vaginata (Baczynska, 1914) Mayhew, 1925; Sphenacanthus  
vaginatus (Baczynska, 1914) Lopez-Neyra, 1942; Hymeno-  
sphenacanthus vaginata (Baczynska, 1914) Yamaguti, 1959;  
Hymenolepis innominata Meggitt, 1927; Microsomacanthus  
innominata (Meggitt, 1927) Lopez-Neyra, 1942  
Recurvirostra avocetta Black Sea shore (Ukraine)

- Baerietta janicki (Hilmy, 1936) Douglas, 1958  
*Rana angolensis*  
*R. porosissima*  
*Xenopus clivii*  
*Ptychadena mascareniensis*  
*Bufo regularis* Fischthal, J. H.; and Asres, M., 1970 a  
 all from Ethiopia
- Bancroftiella a parasite of marsupials Baer, J.G.; and Bona, F.V., 1960 a, 3
- Bancroftiella ardeae Johnston, 1911 as syn. of *Parvitaenia ardeae* (Johnston, 1911) n. comb. Baer, J. G.; and Bona, F.V., 1960 a, 2
- Bancroftiella forma Meggitt, 1933 "Il faudra en revoir la position systématique". Baer, J.G.; and Bona, F.V., 1960 a, 3
- Bancroftiella glandularis (Fuhrm.) Johnston, 1911 as syn. of *Parvitaenia glandularis* (Fuhrm., 1905) n. comb. Baer, J. G.; and Bona, F. V., 1960 a, 3
- Bancroftiella glandularis (Fuhrmann, 1905) Johnston, 1911 Syn.: *Anomotaenia glandularis* Fuhrmann, 1905 Spasskii, A. A., 1968 a, 47,51
- Bancroftiella toratugumi Yamaguti, 1956 "s'est révélé un Dilepis" Baer, J. G.; and Bona, F.V., 1960 a, 3
- Bathybothrium rectangulum (Bloch, 1782) Osmanov, S. O., 1971 a, 142 all from Uzbekistan  
*Barbus brachycephalus* (intestine)  
*Schizothorax intermedius* (intestine)  
*Diptychus dybowskii* "  
 [Barbus barbuis] "  
 [B. ciscaucasicus] "  
 [B. meridionalis petenyi] "
- Bertiella [sp.] child (feces) Jones, R.; Hunter, H.; and van Rooyen, C. E., 1971 a, figs. 1-3  
 Nyankunde, Bunia, Repub. Congo
- Bertiella mucronata Saguinus leucopus Porter, J. A. (jr.), 1972 a
- Bertiella studeri (Blanchard, 1891) Stiles and Hassal, 1902 *Papio anubis neumanni* Myers, B. J.; and Kuntz, R. E., 1967 b  
 Mwanza, Tanzania
- Bertiella trichosuri n. sp. Khalil, L. F., 1970 a, 442-450, figs. 1-8  
 Wangamui district, New Zealand
- Biacetabulum sp. (probably *B. carpodi* Mackiewicz, 1969) Kritsky, D.C.; Leiby, P.D.; and Shelton, M.E., 1972 a  
 upper Missouri River system  
*Carpiodes carpio*
- Biacetabulum appendiculatum Otenopharyngodon idella Musselius, V. A., 1969 a  
 European USSR
- Biacetabulum appendiculatum (Szidat, 1937) Janiszewska, 1950 Osmanov, S. O., 1971 a, 140  
 Uzbekistan  
 Syn.: *B. sieboldi* Szidat, 1937  
*Gobio gobio lepidolaemus* (intestine)
- Biacetabulum biloculoides Mackiewicz and McCrae, 1965 intermediate host specificity  
*Limnodrilus hoffmeisteri* (exper.)  
*Catostomus commersoni* Calentine, R. L.; Christensen, B. M.; and Christensen, L. A., 1970 a  
 Willow River, Lake Mallilieu impoundment, Hudson, Wisconsin
- Biacetabulum carpodi sp. n. Mackiewicz, J. S., 1969 a, 119, 123, 124-125, figs. 8-15  
*Carpiodes carpio* "river carpsucker" (intestinal swelling)  
 Iowa: Des Moines River; Oklahoma: Marshall Co., Lake Texoma; Payne Co., Lake Carl Blackwell; Tennessee: Lake Co.; New Madrid Co. Texas: Grayson Co. Tennessee: Anderson Co.
- Carpiodes cyprinus* "quill-back carpsucker" (intestine)  
*Carpiodes* sp. Iowa: Iowa River
- Biacetabulum carpodi Williams, D. D.; and Ulmer, M. J., 1971 a, figs.  
*Carpiodes cyprinus* Iowa  
*C. carpio* Iowa; Nebraska  
*C. velifer* Iowa  
*C. forbesi* Nebraska
- Biacetabulum hoffmani sp. n. Mackiewicz, J. S., 1972 a, 1075-1077, figs. 1-9  
 tributary of Sugar Creek NW of Union W of Conasauga, and Spring Creek, W of Union, Bradley Co., Tennessee  
 Coahulla Creek, Bradley Co., Tennessee
- Moxostoma erythrurum* (intestine)
- Biacetabulum infrequens Hunter, 1927 Calentine, R. L.; Christensen, B. M.; and Christensen, L. A., 1970 a  
 intermediate host specificity  
*Llyodrilus* (*Tubifex*) *templetoni* (exper.)  
*Limnodrilus hoffmeisteri* "  
*Peloscoclex multisetosus* "  
*Tubifex tubifex* (exper.)  
*Moxostoma anisurum* St. Croix River, Lakeland, Minnesota
- Branchiura sowerbyi* (exper.)
- Biacetabulum sieboldi Szidat, 1937 as syn. of *Biacetabulum appendiculatum* (Szidat, 1937) Janiszewska, 1950 Osmanov, S. O., 1971 a
- Biporouterina n. gen. Anoplocephalidae Burt, D. R. R., 1973 a, 85-86  
 tod: *B. psittaculæ* sp. nov.
- Biporouterina psittaculæ gen. et sp. nov. (tod) Burt, D. R. R., 1973 a, 81-86, figs. 1-4  
*Psittacula calthropæ* (intestine)  
 Nilgala, Eastern Prov., Ceylon (Sri Lanka)
- Bisaccanthes bisaccata (Fuhrmann, 1906) Golovkova, V. I., 1972 a  
 Anas angustirostris  
 Turkmen, SSR
- Bothrimonus (= *Diplocotyle*) ecology, life cycle, evolution, distribution, review Sandeman, I.M.; and Burt, M. D. B., 1972 a, figs.
- Bothriocephaliasis human parasitic anemia, clinical review, treatment Lapiere, J.; and Holler, C., 1972 b

- Bothriocephalidae Elnard, 1849 emend.  
 key to genera, include Oncodiscus; Polyonchobothrum; Taphrobothrium; Clestobothrium; Bothriocephalus; Ptychobothrium; Parabothriocephalus; Glossobothrium; Parabothriocephaloides
- Bothriocephalus sp. (intestine of all)  
 Ictalurus punctatus  
 Ellassoma zonatum
- Bothriocephalus sp. Prosopium williamsoni (encysted on gut wall)  
 Prosopium coulteri (encysted in gut wall and mesentery)
- Bothriocephalus achellogathi  
 pond carps
- Bothriocephalus claviceps  
 Micropterus salmoides
- Bothriocephalus claviceps (Goeze, 1782)  
 Lepomis cyanellus
- Bothriocephalus claviceps (Goeze, 1782)  
 Lepomis cyanellus (small intestine)
- Bothriocephalus claviceps (Goeze, 1782)  
 Anguilla anguilla (intestine)
- Bothriocephalus gowkongensis  
 fish disease
- Bothriocephalus gowkongensis Yeh, 1955  
 description  
 [Cyprinus carpio]  
 Cyclops vicinus (exper.)  
 Acanthocyclops vernalis (exper.)  
 A. viridis (exper.)  
 Eucyclops serrulatus var. proximus (exper.)
- Bothriocephalus gowkongensis  
 fish, kamala, phenothiazine, phenasal
- Tadros, G., 1966 f
- Meade, T. G.; and Bedinger, C. A. (jr.), 1972 a, figs.  
 all from eastern Texas
- Newell, R.; and Canaris, A. G., 1969 a  
 Western Montana, all from
- Otte, E.; Pfeiffer, H.; and Supperer, R., 1972 a, fig.  
 Austria
- Esch, G. W., 1971 a  
 Wintergreen Lake, Michigan
- Harley, J. P.; and Keefe, T. L., 1971 a  
 Lake Wilgreen, Madison County, Kentucky
- Mondl, M. C.; and Rabalais, F. C., 1972 a  
 National Wildlife Refuge, Ottawa Co., Ohio
- Wootten, R., 1973 a  
 Hanningfield Reservoir  
 Essex
- Babaev, B., 1969 a  
 Karakum canal
- Esinenko-Marits, N. M.; Naberzhnyi, A.I.; and Oleinikova, V. L., 1968 a, figs.  
 Moldavian reservoirs
- Kakacheva-Avramova, D., 1971 a
- Bothriocephalus gowkongensis  
 Ctenopharyngodon idella
- Bothriocephalus gowkongensis Yeh, 1955  
 (intestine of all)  
 Rutilus rutilus aralensis  
 R. rutilus natio buharensis  
 Pseudoscaphirhynchus kaufmanni  
 Aspiolucius esocinus  
 Aspius aspius  
 Ctenopharyngodon idella  
 Mylopharyngodon piceus  
 Varicorhinus capoëta heratensis natio steindachneri  
 Barbus capito conocephalus  
 B. brachycephalus  
 Schizothorax intermedius  
 Chalcalburnus chalcoides
- Abramis brama  
 A. sapa  
 Pelecus cultratus  
 Cyprinus carpio  
 Hypophthalmichthys molitrix  
 Aristichthys nobilis  
 Nemachilus malapterurus longicopula  
 Silurus glanis  
 Lucioperca lucioperca  
 Perca fluviatilis  
 Gambusia affinis holbrooki
- Musselius, V. A., 1969 a  
 European USSR
- Osmanov, S. O., 1971 a, 143, fig.  
 all from Uzbekistan
- Petkov, P., 1972 a, figs.  
 artificial water basins,  
 District of Pleven
- Del Fosse, E.; and Whittaker, F. H., 1971 a  
 Meade County, Kentucky
- Scott, J. S., 1973 a  
 Nova Scotia Banks
- Scott, J.S., 1973 a  
 "it is likely that Creplin's tentative erection of a new species [i.e. parvus], based on its small size, is in error"
- Breviscolex Kulakovskaja, Mackiewicz, J.S., 1970 a  
 1962  
 key, comparison of genera of Capingentidae

- Calliobothrium verticillatum* Buteau, G. H. (jr.): et al., 1971 a  
parasite and host lipids, fatty acid and sterol composition  
*Mustelus canis* (intestines) Vineyard Sound, Massachusetts
- Calliobothrium verticillatum* Fisher, F. M. (jr.); and Starling, J. A., 1970 a  
metabolism of L-valine,  $\alpha$ -ketoisovaleric acid as a deamination product
- Calliobothrium verticillatum* Pappas, P. W.; and Read, C. P., 1972 d  
brush border, sodium and glucose fluxes
- Callotetrarhynchus* sp. Nakajima, K.; and Egusa, S., 1971 a  
seasonal distribution  
*Engraulis japonica* Bungo Channel; Hyuga Sea
- Callotetrarhynchus* sp. Nakajima, K.; and Egusa, S., 1971 b  
geographic distribution, tagging, anchovy population indicator  
*Engraulis japonica* Japan
- Capingens* Hunter, 1927 Mackiewicz, J. S., 1970 a  
key, comparison of genera of Capingentidae
- Capingens singularis* Hunter, 1927 Mackiewicz, J. S., 1970 a, fig. 8
- Capingentidae Wardle and McLeod 1952 (= Pseudolytocestinae Hunter, 1929; Capingentidae Hunter, 1930)  
comparison of genera, key to genera  
includes: *Capingens* Hunter, 1927; *Pseudolytocestus* Hunter, 1929; *Spartoides* Hunter, 1929; *Adenoscolex* Fotedar, 1958; *Pseudocaryophyllaeus* Gupta, 1961; *Capingentoides* Gupta, 1961; *Breviscolex* Kulakovskaja, 1962; *Eclintonia* gen. n.
- Capingentoides* Gupta, 1961 Mackiewicz, J. S., 1970 a  
key, comparison of genera of Capingentidae
- Capiuterilepis australensis* Schmidt, G. D., 1972 d, 1085, sp. n.  
*Anthochoera carunculata* (small intestine) Nicholl's Reservoir, South Australia
- Capiuterilepis meliphagicola* Schmidt, G. D., 1972 d, 1085, sp. n.  
*Philemon corniculatus* (small intestine) Queensland, Australia
- Caryophyllaeides fennica* Béguin, F., 1966 a, fig. 7  
cuticle, ultrastructure, absorption, exogenous substances, histological comparison, intestinal epithelium
- Caryophyllaeides fennica* Halvorsen, O., 1971 b  
*Rutilus rutilus* x *Abramis brama* river Glomma, south-eastern Norway
- Caryophyllaeides fennica* Halvorsen, O.; and Andersen, K., 1973 a, fig.  
*Abramis brama* x *Rutilus rutilus* river Glomma
- Caryophyllaeides fennica* (Schneider, 1902) Osmanov, S. O., 1971 a, 140  
Syn.: *C. skrjabini* Popoff, 1924  
*Aspius aspius* (intestine)  
*Aspiolucius esocinus* (intestine)  
*Abramis brama* " "
- Caryophyllaeides fennica* Tommatik, E.N.; and Esinenko-Marits, N. M., 1968 a  
*Gobio gobio*  
*Abramis brama* all from Moldavian reservoirs
- Caryophyllaeides skrjabini* Osmanov, S. O., 1971 a  
Popoff, 1924  
as syn. of *C. fennica* (Schneider, 1902)
- Caryophyllaeus fimbriceps* Mikailov, T. K.; and Pashaev, G. A., 1973 a  
age of host  
*Cyprinus carpio* Azerbaïdzhan SSR
- Caryophyllaeus fimbriceps* Osmanov, S. O., 1971 a, 139  
*Annenkova-Chlopina*. 1919  
*Cyprinus carpio* (intestine)  
*Abramis brama* "
- Caryophyllaeus fimbriceps* Tommatik, E.N.; and Esinenko-Marits, N. M., 1968 a  
*Cyprinus carpio* Moldavian reservoirs
- Caryophyllaeus laticeps* Béguin, F., 1966 a, figs. 1-6, 10  
cuticle, ultrastructure, absorption, exogenous substances, histological comparison, intestinal epithelium
- Caryophyllaeus laticeps* (Pallas) Halvorsen, O., 1971 b  
*Abramis brama* all from river Glomma, south-eastern Norway  
*Blicca bjoerkna*  
*Rutilus rutilus* x *Abramis brama*
- Caryophyllaeus laticeps* Halvorsen, O., 1972 a  
seasonality, occurrence and reproduction, bream  
river Glomma, southeastern Norway
- Caryophyllaeus laticeps* Halvorsen, O.; and Andersen, K., 1973 a, fig.  
*Abramis brama* x *Rutilus rutilus* all from river Glomma  
*Rutilus rutilus*  
*Abramis brama*  
*Blicca bjoerkna*
- Caryophyllaeus laticeps* Kennedy, C. R., 1971 a  
temperature, establishment and survival in host  
*Leuciscus idus* var. *orphanus* (exper.)
- Caryophyllaeus laticeps* Kennedy, C. R.; and Walker, P. J., 1969 a  
*Leuciscus leuciscus*, temperature-dependent rejection response
- Caryophyllaeus laticeps* (Pallas, 1781) Osmanov, S. O., 1971 a, 139  
(intestine of all) all from Uzbekistan  
*Rutilus rutilus*  
*Barbus capito conocephalus*  
*Abramis brama*  
*Cyprinus carpio*
- Caryophyllaeus laticeps* (Pallas, 1781) Wootten, R., 1973 a  
*Rutilus rutilus* (intestine) Hanningfield Reservoir, Essex
- Caryophyllaeus terebrans* LaBar, G. W., 1969 a  
Linton, 1893 southeastern Idaho  
*Catostomus ardens*
- Caryophyllidea* Mackiewicz, J. S., 1970 a  
annotated list of species recorded from Cyprinidae  
North America
- Catenotaenia* sp. Fahmy, M. A. M.; Rifaat, M. A.; and Arafat, M. S., 1969 b  
*Mus musculus* Egypt

- Catenotaenia [sp.] cf. lucida Ortlepp, 1962  
Mastomys sp. Quentin, J. C., 1964 b, 119  
Pointe-Noire, République  
Centrafricaine
- Catenotaenia lobata (Baer, 1925)  
Clethrionomys glareolus  
(small intestine) Lewis, J. W., 1968 b  
Aberystwyth, Wales
- Catenotaenia lobata  
Mastomys natalensis  
Tatera kempi Paperna, I.; Furman, D. P.;  
and Rothstein, N., 1970 a  
Achimota, South Ghana  
Tema periphery, South Ghana
- Catenotaenia lobata  
Baer, 1925  
Mastomys sp. Quentin, J. C., 1964 b,  
118-119, fig. 1  
Boukoko, République  
Centrafricaine
- Catenotaenia matovi sp. nov.  
Apodemus flavicollis  
(small intestine) Genov, T., 1971 a, 119-121,  
fig. 1a-c  
all from Districts of  
Silistra and Tolbouhin,  
Bulgaria  
A. sylvaticus (small  
intestine)
- Catenotaenia pusilla  
(Goeze, 1782; Janicki,  
1904)  
Apodemus sylvaticus (small and large intestine) Lewis, J. W., 1968 a  
Aberystwyth, Wales
- Catenotaenia pusilla  
oncospherical hook formation, ultrastructure, histo-  
chemistry Swiderski, Z., 1973 a
- Cephalochlamys namaquensis  
(Cohn, 1906) Blanchard,  
1908  
Rana angolensis  
Xenopus clivii Fischthal, J. H.; and Asres,  
M., 1970 a  
all from Ethiopia
- [Cestoda] tapeworms Niemand, H. G., 1973 a  
bunamidin, Kynoverm, mebendazole, niclosamide, dogs, cats
- Cestoda  
class or type? P., T., 1970 a
- Cestoda  
niclosamide, drug trials, effect on enzyme system Pütter, J., 1970 a
- Cestoda  
disophenol, dogs Takahashi, T.; et al., 1967 a
- Cestoda  
Wardle, R. A.; and McLeod,  
J. A., 1968 a, 780 pp., illus.
- [Cestoda sp.] juvenile  
strobilate tapeworm Bamrungphol, V.; et al.,  
1972 a  
man (spinal cord) Thailand
- Cestod[a sp.] cysts  
Tragelaphus strepsiceros  
(lungs) Condy, J. B., 1972 a  
Rhodesia
- Cestoda [spp.]  
Terathopius ecaudatus (intestinal tract) Keymer, I. F., 1972 a  
Falco jugger " "  
F. peregrinus annatum " "
- Cestod[a sp.] "most likely",  
hydatid-like cysts Smith, A. C.; and Little,  
H. F., 1969 a  
Torpedo californica (liver) China Cove, Newport Bay,  
California
- Cestoda [sp.]  
Thomomys talpoides  
(body cavity) Todd, K. S. (jr.); Lepp, D.  
L.; and Tryon, C. A. (jr.),  
1971 a  
Park County, Wyoming
- Cestod[a sp.]  
Falco peregrinus tun-  
drius  
Falco rusticolus Ward, F. P.; and Fairchild,  
D. G., 1972 a
- Cestod[a spp.]  
Microtus pinetorum Whitaker, J. O. (jr.); and  
Adalis, D., 1971 a  
Indiana
- Cestoda [sp.]  
unidentified pleurocercus  
Fundulus parvipinnis (mesenteries, liver surface) Yoshino, T.P., 1972 a  
southern California
- Cestoidea  
description, diagnosis Faust, F. C., 1944 k
- Cestoidea [spp.]  
Geomys bursarius  
(mesenteries) Rissky, R. W., 1962 a  
Clay County, South Dakota
- Chitonorecta agnosta  
Meggitt, 1927  
Syn.: Anomotaenia agnosta (Meggitt, 1927) Mathevossian,  
1963 Spasskii, A. A., 1968 a, 38, 51
- Choanofuhrmannia Lopez-  
Neyra, 1935  
as syn. of Icterotaenia Railliet et Henry, 1909 Spasskii, A. A., 1968 a, 49
- Choanofuhrmannia unicoro-  
nata (Fuhrm.) Lopez Neyra, 1943  
as syn. of Icterotaenia unicoloronata (Fuhrmann, 1908)  
Spassky, 1966 Spasskii, A. A., 1968 a, 48
- Choanotaenia sp.  
Peromyscus maniculatus Douglas, C. I., 1969 a, 493  
Mesa Verde National Park,  
Colorado
- Choanotaenia sp.  
Quiscalus niger brachyp-  
terus  
Columbigallina passerina Whittaker, F. H.; Schmidt,  
G. D.; and Garcia Diaz, J.,  
1970 a  
Puerto Rico, all from
- Choanotaenia brevis Clerc  
1902  
as syn. of Icterotaenia brevis (Clerc, 1902) Spassky,  
1966 Spasskii, A. A., 1968 a, 28
- Choanotaenia chandleri  
(Moghe, 1925) Fuhrmann, 1932  
as syn. of Panuwa chandleri (Moghe, 1925) Yamaguti, 1959 Spasskii, A. A., 1968 a, 38
- Choanotaenia citrus (Krabbe, Spasskii, A. A., 1968 a, 38  
1869)  
as syn. of Dichoanotaenia citrus (Krabbe, 1869) Lopez-  
Neyra, 1944
- Choanotaenia crassiscolex  
Neomys fodiens Berger, W., 1973 a  
Germany
- Choanotaenia crassiscolex  
(von Linstow, 1890)  
Sorex araneus (small  
intestine) Lewis, J. W., 1968 b  
Aberystwyth and Skomer  
Island, Wales  
Neomys fodiens Aberystwyth, Wales  
Oxychilus helveticus " "  
Sorex minutus " "
- Choanotaenia crassiscolex  
Linstow, 1890  
Syn.: Anomotaenia subterranea Cholodkovsky, 1906  
systematic position uncertain Spasskii, A. A., 1968 a, 47-48,  
51

- Choanotaenia crassiscolex* Vaucher, C., 1971 a, figs. (von Linstow, 1890)  
morphology, taxonomy, biology  
Syns.: *Monopylidium soricinum* Cholodkowsky, 1906; *Amoebotaenia subterranea* Cholodkowsky, 1906; *Choanotaenia soricina* (Cholod., 1906) Baylis, 1934  
*Soricidae* France; Suisse; Allemagne; Hollande; Belgique; Danemark; Tchecoslovaquie; Autriche; Suède; Finlande; Norvège
- Choanotaenia discoidea* Baer, J. G.; and Bona, F. V., Joyeux et Gaud, 1945 1960 a, 18  
as syn. of *Anomotaenia discoidea* (v. Beneden, 1868) Fuhrm., 1908
- Choanotaenia dominicanus* Spasskii, A. A., 1968 a, 34  
Railliet et Henry, 1912  
as syn. of *Dichoanotaenia? dominicanus* (Railliet et Henry, 1912) n. comb.
- Choanotaenia exigua* (Dujardin, 1845) Baylis, 1948  
as syn. of *Monopylidium exiguum* (Dujardin, 1845) n. comb.
- Choanotaenia fieldingi* Spasskii, A. A., 1968 a, 40  
(Mapl. et South., 1923) Fuhrmann, 1932  
as syn. of *Cracticotaenia fieldingi* (Maplestone et Southwell, 1923) Spassky, 1966
- Choanotaenia galbulae* (Gm.) Spasskii, A. A., 1968 a, 31  
Cohn, 1899  
as syn. of *Icterotaenia galbulae* (Gmelin, 1790) Railliet et Henry, 1909
- Choanotaenia gondwana* Inamdar, 1934  
as syn. of *Icterotaenia gondwana* (Inamdar, 1934) n. comb.
- Choanotaenia hepatica* Spasskii, A. A.; Andreïko, A. (Baer, 1932) Joyeux et Baer, 1936 1969 a  
as syn. of *Prochoanotaenia hepatica* (Baer, 1932) Spassky, 1968
- Choanotaenia hepatica* Vaucher, C., 1971 a, figs. (Baer, 1932)  
morphology, taxonomy, biology  
Syn.: *Monopylidium hepaticum* Baer, 1932  
*Sorex araneus* Suisse; Belgique; Tchecoslovaquie; Suède; Finlande; Norvège
- Choanotaenia ibanezi* sp. n. Rêgo, A. A.; and Vicente, Numenius phaeopus hudsonicus (intestino delgado) J. J., 1968 a, 7-10, figs. 1-7  
Moche, Peru
- Choanotaenia infundibulum* Chand, K., 1971 a (Bloch, 1779)  
life history, pathogenicity, treatment fowls India  
*Hyparpalus indicus* (exper.)  
*Opatlopalpus obesus* "  
*Anthicus confucii* "  
*Tribolium castaneum* "  
*Spathosternum prasiniferum* (exper.)  
*Acrida* sp. (exper.)  
*Hieroglyphus nigrorepletus* (exper.)  
*Conocephalus pallidus* (exper.)  
*Hexacentrus munda* "  
*Musca* sp. (exper.)
- Choanotaenia infundibulum* Chand, K., 1971 b, fig. chickens, histopathological changes
- Choanotaenia infundibulum* Eslami, A. H.; and Anwar, M., 1973 a  
prevalence chickens Iran
- Choanotaenia infundibulum* Gräfner, G.; Betke, P.; and Graubmann, H. D., 1968 a  
tribromophenoxybutyric acid, chickens
- Choanotaenia infundibulum* Greiner, E. C., 1972 a  
*Phasianus colchicus* Nebraska
- Choanotaenia* [of] *infundibulum* Kumar, S. P.; Shivnani, G. A.; and Joshi, H. C., 1971 a  
poultry India
- Choanotaenia infundibulum* Lorenzo Hernández, N.; Buss, (Bloch, 1779) and Barus, V., 1969 a  
*Gallus gallus domestica* Pinar del Rio, Mexico
- Choanotaenia infundibulum* Spasskii, A. A., 1968 a, 41 [of] Hilmy, 1936  
as syn. of *Anomotaenia hilmylum* Mathevossian, 1963
- Choanotaenia macracantha* Spasskii, A. A., 1968 a, 41 (Fuhrmann, 1907) Fuhrmann, 1932  
as syn. of *Panua macracantha* (Fuhrmann, 1907) n. comb.
- Choanotaenia magnicirrosa* Spasskii, A. A., 1968 a, 45  
Meggitt, 1926  
as syn. of *Icterotaenia magnicirrosa* (Meggitt, 1926) n. comb.
- Choanotaenia mancocapaci* Ibáñez Herrera, N., 1966 a, sp. n. 77-79, figs. 1-4  
*Crotophaga sulcirostris* Moche, Trujillo, Perú (intestino delgado y grueso)
- Choanotaenia musculosa* Rodrick, G. E.; and Johnson, Fuhrman, 1896 J. C. (jr.), 1971 a  
*Sturmus vulgaris* southeastern Kansas
- Choanotaenia passerina* Spasskii, A. A., 1968 a, 42 (Fuhrm., 1907) Fuhrmann, 1932  
as syn. of *Icterotaenia passerina* (Fuhrmann, 1907) n. comb.
- Choanotaenia passerina* [of] Spasskii, A. A., 1968 a, 42, 50  
Kintner, 1938, nec *Monopylidium passerinum* Fuhrm., 1907  
as syn. of *Monopylidium* (Kintneria) *capsulata* n. sp.
- Choanotaenia peromysci* Ulrich, M. G.; and Vaughn, Peromyscus maniculatis (intestine) C. M., 1963 a  
South Dakota
- Choanotaenia ricci* Fuhrmann et Baer, 1943  
as syn. of *Anomotaenia ricci* (Fuhrmann et Baer, 1943) n. comb.
- Choanotaenia soricina* Vaucher, C., 1971 a (Cholod., 1906) Baylis, 1934  
as syn. of *Choanotaenia crassiscolex* (von Linstow, 1890)
- Choanotaenia southwelli* Spasskii, A. A., 1968 a, 44  
Fuhrmann, 1932  
as syn. of *Panua? southwelli* (Fuhrmann, 1932) n. comb.
- Choanotaenia tugarinovi* Spasskii, A. A., 1968 a, 44  
Dubinina, 1950  
as syn. of *Icterotaenia tugarinovi* (Dubinina, 1950) n. comb.
- Choanotaenia unicoloronata* Spasskii, A. A., 1968 a, 48 (Fuhrm., 1908) Fuhrmann, 1932  
as syn. of *Icterotaenia unicoloronata* (Fuhrmann, 1908) Spassky, 1966

- Choanotaenia variabilis Spasskii, A. A., 1968 a, 37  
(Rud., 1810) Clerc, 1902  
as syn. of Dichoanotaenia stentorea (Froelich, 1802)  
Lopez-Neyra, 1944
- Choanotaenia volvulus (Lin- Spasskii, A.A., 1968 a, 37-38  
stow, 1906) Spassky et Spasskaja, 1966
- Cholodkovskya Mathevossian, Spasskii, A.A., 1968 a, 43  
1953  
as syn. of Panuwa Burt, 1940
- Cittotaenia [spp.] Schweizer, R., 1949 a  
Lepus europaeus Switzerland
- Cittotaenia denticulata Bosg, B., 1972 a  
Oryctolagus cuniculus Northumberland, England
- Cittotaenia denticulata Eble, H., 1971 a  
(Rudolphi 1804.) Hakel  
Hase (Dünndarm)
- Cittotaenia pectinata Eble, H., 1971 a  
(Goeze 1782) Hakel  
Hase (Dünndarm)
- Cittotaenia pectinata Schweizer, R., 1949 a  
Marmotta marmotta Switzerland
- Cittotaenia variabilis Stringer, R. P.; Harkema, R.;  
Sylvilagus floridanus and Miller, G. C., 1969 a  
mallurus all from North Carolina  
S. palustris
- Cladotaenia sp. (cysticer- Mahrt, J.L.; and Chai, S.J.,  
cus) 1972 a  
Tamiasciurus hudsonicus Alberta, Canada
- Cladotaenia sp. Whitaker, J. O. (jr.); and  
Microtus pennsylvanicus Adalis, D., 1971 a  
Indiana
- Cladotaenia globifera Baron, R. W., 1971 a  
(Batsch, 1786) Manitoba  
Microtus pennsylvanicus (liver)
- Clelandia Johnston, 1909 Beer, J. G.; and Bona, F. V.,  
Dilepididae; Dilepidinae 1960 a, 20-21  
type: C. parva Johnston,  
1909
- Cloacotaenia megalops Golovkova, V. I., 1972 a  
(Nitzsch in Creplin, 1829) all from Turkmen SSR  
Anas angustirostris  
A. clypeata  
A. crecca  
A. platyrhynchos  
Aythya ferina  
A. nyroca  
Netta rufina  
Tadorna tadorna
- Cloacotaenia megalops Kornishin, V. V., 1969 a  
(Nitzsch in Creplin, 1829) Black Sea  
Tadorna tadorna (cloaca)
- Coelobothrium gen. nov. Dollfus, R. P. F., 1970 a,  
Ptychobothriidae 1521  
mt: C. monodi n. sp.
- Coelobothrium monodi Dollfus, R. P. F., 1970 a,  
gen. nov., n. sp. (mt) 1517-1520, figs. 1-6  
Varicorhinus damascinus Nasratabad (Iran)  
umbla (intestin)
- Coenurosis Bouvier, G.; Burgisser, H.;  
chamois (cerebral) and Schneider, P. A., 1962 a  
Zernez
- Coenurosis Kurashvili, B. E., 1968 a  
control Georgian SSR
- Coenurosis Tarasov, V. R., 1970 a  
sheep, surgical treatment, economic advantage
- Coenurosis Velkov, Iv., 1972 a  
surgical treatment, sheep
- Coenurosis Williams, P.H.; and Templeton,  
human eye, case reports, A. C., 1971 a, figs.  
diagnosis, surgical re- Western Rift Valley, Africa  
moval
- Coenurosis sp. Paliwal, O. P.; and Singh,  
acute form K. P., 1971 a, figs.  
sheep (brain) Bangalore; Rajasthan
- Coenurosis cerebralis Becklund, W. W., 1970 a  
(=Taenia multiceps)  
"probably now extinct", Ovis aries
- Coenurosis cerebralis Enchev, S.; Veselinova, A.;  
hexachlorophen, paren- and Bratanov, V., 1972 a  
chymal organs, morphologic changes, dogs
- Coenurosis serialis Schweizer, R., 1949 a  
Lepus europaeus Switzerland
- Colymbilepis, n. gen. Spasskaja, L. P., 1966 b, 21,  
key, Hymenolepididae 125  
tod: C. multistriata (Rudol-  
phi, 1810) n. comb.
- Colymbilepis multistriata Spasskaja, L. P., 1966 b, 125-  
(Rudolphi, 1810) n. comb. 129, figs.  
(tod)  
Syns.: Taenia multistriata Rudolphi, 1810; Hymenolepis  
(Drepanidotaenia) multistriata Cohn, 1901; Hymenolepis  
multistriata Skrjabin et Mathevossian, 1945; Dicranotae-  
nia multistriata (Rudolphi, 1810) Lopez-Neyra, 1942;  
Dubininolepis multistriata (Rudolphi, 1810) Spassky et  
Spasskaja, 1954
- Confluarua capillaris Spasskaja, L. P., 1966 b, 132,  
(Rudolphi, 1810) n. comb. fig.  
Syns.: Taenia capillaris Rudolphi, 1810; Hymenolepis  
capillaris (Rudolphi, 1819) Railliet, 1899; Hymenolepis  
(s. l.) capillaris (Rudolphi, 1810) Skrjabin et Mathevoss-  
sian, 1945; Dubininolepis capillaris (Rudolphi, 1810)  
Spassky et Spasskaja, 1954
- Confluarua capillaroides Spasskaja, L. P., 1966 b, 132-  
(Fuhrmann, 1906) n. comb. 133, fig.  
Syns.: Hymenolepis capillaroides (Fuhrmann, 1906) Skrja-  
bin et Mathevossian, 1945; Dicranotaenia capillaroides  
(Fuhrmann, 1906) Lopez-Neyra, 1942; Dubininolepis capil-  
laroides (Fuhrmann, 1906) Spassky et Spasskaja, 1954
- Confluarua furcifera Spasskaja, L. P., 1966 b, 133-  
(Krabbe, 1869) n. comb. 137, figs.  
Syns.: Taenia furcifera Krabbe, 1869; Diplacanthus  
(Dilepis) furcifera (Krabbe, 1869) Cohn, 1899; Hymeno-  
lepis furcifera (Krabbe, 1869) Szymanski, 1905; Hymeno-  
lepis podicipina Linton, 1927, nec Szymanski, 1905;  
Hymenolepis furcifera (Krabbe, 1869) Skrjabin et Mathe-  
vossian, 1945; Diorchis (Nudiorchis) oschmarini Sudarikov  
1950; Dubininolepis furcifera (Krabbe, 1869) Spassky et  
Spasskaja, 1954
- Confluarua japonica Spasskaja, L. P., 1966 b, 137-  
(Yamaguti, 1935) n. comb. 138, fig.  
Syns.: Hymenolepis japonica Yamaguti, 1935; Dubininole-  
pis japonica (Yamaguti, 1935) Spassky et Spasskaja,  
1954

- Confluarina podicipina* Spasskaja, L. P., 1966 b, 138-139, fig.  
 (Szymanski, 1905) n. comb. Syns.: *Hymenolepis podicipina* (Szymanski, 1905) Skrjabin et Mathevossian, 1945; *Dicranotaenia podicipina* (Szymanski, 1905) Lopez-Neyra, 1942; *Dubininolepis podicipina* (Szymanski, 1905) Spassky et Spasskaja, 1954; Yamaguti, 1959; *Hymenolepis multistriata* Smogorjewskaia, 1959, nec Rudolphi, 1810
- Corallobothrium fimbriatum* Mondl, M. C.; and Rabalais, F. C., 1972 a  
*Ictalurus melas* (small intestine) National Wildlife Refuge, Ottawa Co., Ohio
- Corallobothrium fimbriatum* Woods, C. E., 1971 a  
*Ictalurus melas* Forest River, North Dakota
- Corallobothrium giganteum* Woods, C. E., 1971 a  
*Ictalurus melas* Forest River, North Dakota
- Corallobothrium minutium* Mondl, M. C.; and Rabalais, F. C., 1972 a  
*Ictalurus melas* (small intestine) National Wildlife Refuge, Ottawa Co., Ohio
- Coronacanthus spasskii* Vaucher, C., 1971 a  
 Prokopic, 1957  
 as syn. of *Hymenolepis omisssa* Baer and Joyeux, 1943
- Cotugnia* sp. Pal, A. K., 1970 a  
 Yomesan, ducks
- Cotugnia bhaleraoi* Muda-liar, 1943  
*desi fowl* Joshi, S. G.; and Kamalapur, S. K., 1971 d, figs.  
 Madhya Pradesh
- Cotugnia cuneata* var. *nervosa* Meggitt, 1924  
 pigeons Bhatnagar, P. K.; and Ruprah, N. S., 1970 a, fig.  
 Hissar, India
- Cotugnia digonopora* (Pasquale, 1890) Chand, K., 1971 a  
 life history, pathogenicity, treatment all from India  
*fowls*  
*Monomorium* (Holcomyrmex) *scabriceps*
- Cotugnia digonopora* Chand, K., 1971 b, figs.  
*chickens, histopathological changes*
- Cotugnia digonopora* Kaushik, R. K.; and Deorani, V. P. S., 1971 a  
 (Pasquale, 1890) pathology, chickens
- Cotugnia digonopora* Misra, S. C.; Mohapatra, G. S.; and Ghosh, K. K., 1972 a  
 incidence, intensity, *desi fowl* Orissa
- Cotugnia meggitti* Gupta, N. K.; and Grewal, S. S., 1971 c, figs.  
 Yamaguti (1935) morphology, anatomy, histology, chromosome number  
*Columba livia intermedia* Chandigarh, India  
 (intestine)
- Cotugnia shohoi* n. sp. Sawada, I., 1971 b, 133-134, figs. 6-10  
*Acryllium vulturinum* (small intestine) Balad, near Mogadisco, Somalia
- Cracticotaenia* Spassky, Spasskii, A. A., 1968 a, 40  
 1966  
 Dilepididae, diagnosis
- Cracticotaenia fieldingi* Spasskii, A. A., 1968 a, 39-40, 51  
 (Maplestone et Southwell, 1923) Spassky, 1966  
 synonymy
- Crepidobothrium gerrardii* Rêgo, A. A., 1967 a, figs.  
 (Baird, 1860) all from Belém, Pará  
 Constrictor constrictor  
*Eunectes murinus*
- Crepidobothrium macroacetabula* n. sp. Kugi, G.; and Sawada, I., 1972 a, 181-183, figs. 1-7  
*Eunectes murinus* (small intestine) zoological park, Beppu City, Oita Prefecture, Japan
- Ctenotaenia asiatica* Tokobajev et Erkulov, 1966  
*Marmota m. latirostris* Tenora, F.; and Hörning, B., 1972 a  
 USSR
- Ctenotaenia citelli* (Kirschenblatt, 1939) Tenora, F.; and Hörning, B., 1972 a  
 Syn.: *Ctenotaenia marmotae* (Frölich, 1802) sensu Tenora, 1961
- Ctenotaenia marmotae* (Frölich, 1802) Tenora, F.; and Hörning, B., 1972 a  
*Marmota marmota* (Dünndarm) Schweiz
- Ctenotaenia marmotae* (Frölich, 1802) sensu Tenora, 1961  
 as syn. of *Ctenotaenia citelli* (Kirschenblatt, 1939)
- Cyathocephalus truncatus* Aisa, F., [1972 a]  
*Tinca tinca* Trasimeno Lake
- Cyclophyllidea* Leiby, P. D.; and Dyer, W. G., 1971 a, fig.  
 wild carnivores, review
- Cyclophyllidea* [sp.] Rissky, R. W., 1962 a  
*Geomys bursarius* (small intestine) Clay County, South Dakota
- Cyclorchida Fuhrmann*, Baer, J. G.; and Bona, F. V., 1907 emend.  
 Dilepididae, Dilepidinae type: *C. omalancristota* (Wedl) Fuhrmann, 1907
- Cyclorchida crassivesicula* Baer, J. G.; and Bona, F. V., 1960 a, 15  
 Vevers, 1922  
 species incertae sedis
- Cyclorchida foteria* Baer, J. G.; and Bona, F. V., 1960 a  
 Meggitt, 1933  
 nomen delendum
- Cyclorchida fuhrmanni* Baer, J. G.; and Bona, F. V., 1960 a, 15  
 Hilmy, 1936  
 species incertae sedis
- Cyclorchida omalancristota* Baer, J. G.; and Bona, F. V., 1960 a, 15  
 (Wedl) Fuhrmann, 1907  
 Syns.: *Taenia omalancristota* Wedl, 1855; *Vogea vestibularis* Johri, 1959  
*Platalea alba* Congo
- Cycloskrjabinia taborensis* Blankespoor, H. D.; and (Loewen, 1934) Ulmer, M. J., 1971 a  
*Lasiurus borealis* (intestine) Iowa
- Cyclustera Fuhrmann*, 1901 Baer, J. G.; and Bona, F. V., 1960 a, 16  
 Dilepididae, Dilepidinae type: *C. capito* (Rud., 1819)
- Cyclustera* sp. Heard, R. W. III, 1970 a  
*Rallus longirostris* (small intestine) Louisiana; Mississippi; Alabama; Georgia; South Carolina; North Carolina; New York; Georgia; North Carolina; eastern United States
- red breasted merganser  
 glossy ibis  
*Cyprinodon variegatus* (viscera)  
*Fundulus heteroclitus* (viscera) " "



Cyclustera fuhrmanni Clerc, 1906 as syn. of Dendrouterina fuhrmanni (Clerc, 1906) n. comb.	Baer, J. G.; and Bona, F. V., 1960 a, 12	Cysticercosis man, case reports, clinical aspects, epi- demiology	Collomb, H.; Lariviere, M.; Philippe, Y.; and Ayats, H., [1965 a] Senegal
Cysticercoides sp. 1 Tenebrio angustus (fat body)	Gafurov, A. K., 1970 b, fig. Tadzhikistan	Cysticercosis meat inspection, swine	Cytlak, K., 1942 a
Cysticercoides sp. 2 Pisterotarsa gigantea (body cavity)	Gafurov, A. K., 1970 b, fig. Tadzhikistan	Cysticercosis bovine, sanitary control, meat packing plants	Dukatsenko, V. G.; and Avsiu- kevich, V. S., 1970 a Russia
Cysticercoides sp. 3 Trigonoscelis gemmulata	Gafurov, A. K., 1970 b, fig. Tadzhikistan	Cysticercosis human brain, case report	de Figueirêdo, D.G., 1958 a Fortaleza, Brasil
Cysticercoid A Hyalella azteca	Podesta, R. B.; and Holmes, J. C., 1970 b, fig. Cooking Lake, Canada	Cysticercosis human brain, X-ray diagnosis, review	Filipov, F., 1964 a
Cysticercoid B Hyalella azteca	Podesta, R. B.; and Holmes, J. C., 1970 b Cooking Lake, Canada	Cysticercosis human, associated with porphyria cutanea tarda and diabetes; eyes and heart not affected, cortisone attenuated symptoms	Furtunescu, G.; Ungureanu, G.; and Moldoveanu, C., 1970 a
Cysticercoid C Hyalella azteca	Podesta, R. B.; and Holmes, J. C., 1970 b Cooking Lake, Canada	Cysticercosis cerebral, histamin reaction	Gamboa Acosta, R., 1971 a
Cysticercoid braidburni Lal, 1952 as syn. of Hymenolepis integra (Hamann, 1891)	Vaucher, C., 1971 a	Cysticercosis bovines, meat inspection, increased occurrence, epi- demiology, possible control measures	Hiepe, T.; Farchmin, G.; and Buchwalder, R., 1967 a German Democratic Republic
Cysticercosis humans, case report, clinical aspects	Arranz Castell, F., 1967 a Spain	Cysticercosis prevention, control, bovine	Jolivet, G., 1971 a
Cysticercosis sheep, cattle, review, economic importance, treatment, control, epidemiology	Arundel, J. H., 1972 a Australia	Cysticercosis cattle and swine, survey	Kažić, D. M., 1973 a slaughterhouse, Titograd
Cysticercosis human cerebral, radio- graphic diagnosis	Balaparameswararao, S.; and Dinakar, I., 1970 a	Cysticercosis diagnosis, cattle, slaughter-houses and field laboratories	Kozakiewicz, B.; and Majewicz, T., 1973 a
Cysticercosis human skull, posterior fossa, case reports	Barros, J. A., 1960 a, figs. Brasil	Cysticercosis children, psychiatric disturbances, blindness, hallucinations	Lefèvre, A.B.; Diamant, A.J.; and Valente, M.I., 1969 a Brasil
Cysticercosis human, generalized form, case report	Bel'skii, N. E.; and Sava, V. D., 1967 a USSR	Cysticercosis human intracerebral, dif- ferential diagnosis from pseudotumors	Lehmann, W., 1968 a Germany
Cysticercosis human brain, clinical aspects, pathology, diagnosis, case reports	Boiko, Iu. G.; and Gorbachen- ko, L. A., 1969 a	Cysticercosis human, subcutaneous tissue, prednisolone therapy, case report	Leiderman, I. L., 1969 a
Cysticercosis human nervous system, clinical review, diagnosis	Canelas, H. M., 1962 a Brazil	Cysticercosis human, lung, diagnosis, X-ray	Lennon, E.; and Longo, G., 1966 a Australia (Italian immi- grants)
Cysticercosis human nervous system, motor impairment, paralysis	Canelas, H.M.; and Ricciardi Cruz, O., 1962 a	Cysticercosis human brain, palliative surgical treatment, spinal fluid shunts	Lopes, P. G., 1971 a
Cysticercosis human, spinal, neurolo- gical symptoms, case re- ports	Canelas, H.M.; Ricciardi Cruz, O.; and Escalante, O.A.D., 1963 a Sao Paulo, Brasil	Cysticercosis African natives, dif- ferential diagnosis, subcutaneous swellings	McClatchie, S.; and Bremner, A. D., 1969 a
Cysticercosis human, brain, differential diagnosis, case reports	Canelas, H.M.; Ricciardi Cruz, O.; and Tenuto, R.A., 1962 a	Cysticercosis humans, livestock, eco- nomic importance of infection	Mango, A. M., 1971 d East Africa
Cysticercosis human heart, symptoms of hepatic cirrhosis	Carrillo M., C.; and Melgar C., H., 1966 a Peru	Cysticercosis survey, slaughter cattle, economic importance	Mielke, D., 1969 c Frankfurt, Germany

- Cysticercosis human cerebral, epidemiology, diagnosis, radiology Mora Rubio, J.; and Trujillo Osorio, F., 1963 a
- Cysticercosis human, cerebral, case report Morley, J.B.; and Langford, K., 1969 a Australia (Greek immigrant)
- Cysticercosis economic importance of parasites, swine Perestrello Rosendo, J.; and Coelho, M. A. T., 1971 a Angola
- Cysticercosis control Petkov, A.; and Todorov, R. D., 1970 a Bulgaria
- Cysticercosis humans, relationship to epilepsy Rachman, I., 1970 a Rhodesia
- Cysticercosis human spinal cord, case report Reixach-Granés, R.; and Becker, P.F.L., 1963 a Brasil
- Cysticercosis human eye, surgical removal Soares, P., 1971 a
- Cysticercosis human, nervous system, changes in cerebrospinal fluid Spina-França, A., 1962 a
- Cysticercosis central nervous system, human, spinal fluid protein content, prognosis Spina-França, A., 1964 a
- Cysticercosis human, FAO/WHO report Steele, J. H., 1967 a
- Cysticercosis human, calcified areas disseminated through muscles, X-ray diagnosis Urteaga Ballon, O., 1962 a Peru
- Cysticercosis incidence, meat inspection, control, bovines de Vries, J. P., 1973 a
- Cysticercosis human eye, surgical extraction procedure, case report Dunlap, E.A., 1965 a
- Cysticercosis human cerebral cysticercosis occurring coincidentally with rabies Serra, J. J. B. L., 1968 a
- Cysticercosis [sp.], taeniid *Ochotona princeps* (peritoneal cavity) Barrett, R. E.; and Worley, D. E., 1970 a Gallatin County, Montana
- Cysticercosis [sp.] "not *C. bovis*" *Gazella thomsonii* (abdominal organs, serosal surfaces) Fay, L. D., 1972 a
- Cysticercosis bovis increased incidence Andrew, H., 1973 a Paisley Slaughter House
- Cysticercosis bovis cattle, diagnosis, localization in muscles Bonev, B.; and Zurliński, P., 1972 a
- Cysticercosis bovis survival, calves Gallie, G. J.; and Sewell, M. H., 1972 a
- Cysticercosis bovis Hilomid and tribromine compound, zebu Graber, M.; and Birgi, E., 1970 a
- Cysticercosis bovis zebu cattle Graber, M.; Euzely, J. A.; and Birgi, E., 1970 a tropical Africa
- Cysticercosis bovis confused with *Onchocerca* nodules, bovine muscle van den Heever, L. W., 1971 a
- Cysticercosis bovis intensity, age dynamics, cattle, natural infection Koudela, K., 1968 a
- Cysticercosis bovis cattle, body location of cysts Koudela, K.; and Trefný, D., 1971 a
- Cysticercosis bovis distribution, muscles and internal organs, cattle Kozakiewicz, B.; et al., 1973 a
- Cysticercosis bovis survey, bovines Krishnan, K. R.; and Ranganathan, M., 1972 a Madras Corporation Cattle Slaughter-house
- Cysticercosis bovis incidence, cattle Kuczyński, J., 1972 a Łódź slaughter house
- Cysticercosis bovis meat inspection, value in detecting human carriers Parkinson, B., 1972 a Australia
- Cysticercosis bovis cross-immunity reactions, bovine pleuropneumonia, rabbit immunization Provost, A.; and Queval, R., 1972 a
- Cysticercosis bovis morphology, pathogenicity Slais, J., 1970 a, 144 pp., illus., pls.
- Cysticerc[us] bovis meat packing industry, parasitic problems, literature review Thornton, H., 1969 a
- Cysticercosis bovis age of cattle, immunity, initial infection Vegors, H. H.; and Lucker, J. T., 1971 a
- Cysticercosis cellulosae human heart, case report, fatal illness Alemán G., C., 1960 a Caracas, Venezuela
- Cysticercosis cellulosae human, muscle, case reports Armbrust-Figueiredo, J.; Speciali, J.G.; and Lison, M.P., 1970 a
- Cysticercosis cellulosae human brain, case report Mello, A.; and Mello, N.R., 1958 a São Paulo, Brasil
- Cysticercosis cellulosae human brain, diagnosis Morales, R., 1958 d, figs.
- Cysticercosis cellulosae diagnosis, electrophoresis, gel diffusion, test comparisons, differential diagnosis Petithory, J.; Jay, M.; and Feillet, M., 1971 a
- Cysticercosis cellulosae morphology, fine structure, histology, human nervous system Ravens, J. R., 1955 a, histodiagrama A, figs. 1-39
- Cysticercosis cellulosae pig (tongue, oesophagus, heart and diaphragm) Ray, S.; Banerjee, T. P.; and Bannerjee, K. N., 1972 a
- Cysticercosis cellulosae Neguvon, pigs Salazar Mallén, M.; González Barranco, D.; and Vega Vital, A., 1972 a slaughterhouse, city of Mexico
- Cysticercosis cellulosae human eye, surgical removal Sen, D. K.<sup>2</sup>; Mathur, R. N.; and Thomas, A., 1967 a, fig. India

- Cysticercus cellulosae* morphology, pathogenicity Slais, J., 1970 a, 144 pp., ill., pls.
- Cysticercus cellulosae* dog (brain, lung) Soto Bracho, J. A.; and González Alvarez, J., 1972 a Venezuela
- Cysticercus cellulosae* pathology, human, porcine Thomas, J. A.; Kothare, S. N.; and Baptist, S. J., 1973 a
- Cysticercus cellulosae* survey, pigs, abattoirs, 1.2% infection rate Vaughn, J. B.; et al., 1968 a Colombia
- Cysticercus cellulosae* cyst within human adrenal adenoma, case report, necropsy Wittig, E. O.; Kasting, G.; and Cravo, M., 1969 a
- Cysticercus dilepidis* Dogiel et Bychowsky, 1934 as syn. of *Paradilepis scolecina* (Rud., 1819) Osmanov, S. O., 1971 a
- Cysticercus dilepidis* campylancristrotae, Joyeux et Baer, 1936 as syn. of *Valipora campylancristrota* (Wedl, 1855) n. comb. Baer, J. G.; and Bona, F. V., 1960 a, 9
- Cysticercus fasciolaris* *Mus musculus* (liver) Rak, H., 1972 a Iran
- Cysticercus fasciolaris* associated with fibrosarcoma, rat liver Tucek, P. C.; Woodard, J. C.; and Moreland, A. F., 1972 a
- Cysticercus inermis* cow (liver, jaw muscles) van Logtestijn, J. G.; and Westendorp, J. F., 1971 a the Netherlands
- Cysticercus ovis* survey, sheep McNab, J. D.; and Robertson, T. G., 1972 a New Zealand
- Cysticercus ovis* sheep, survey Whiting, R. H., 1972 a south eastern Australia
- Cysticercus pisiformis* lièvres (péritoine) Bouvier, G.; Burgisser, H.; and Schneider, P. A., 1962 a Hongrie
- Cysticercus pisiformis* Hasen Bouvier, G.; and Weissenrieder, F. X., 1953 b Ungarn
- Cysticercus pisiformis* precipitin response to exper. infection, rabbits Németh, I., 1971 a
- Cysticercus pisiformis* disease transmission, grass frequented by dogs, fed to domestic rabbits by breeders Stefanon, G.; and Viola, C., 1970 a
- Cryptolagus cuniculus* (liver, peritoneum)
- Cysticercus racemosus* morphology, fine structure, histology, human nervous system Ravens, J. R., 1955 a, histodiagrama B, figs. 40-70
- Cysticercus racemosus* man, brain, case report, arteritis causing fatal illness, clinical aspects, differential diagnosis Wolf, G.; et al., 1966 a Germany
- Cysticercus taeniae* [iformis] field hares (body cavity) Špenfk, M.; et al., 1970 a Czechoslovakia
- Cysticercus taeniae taeniaeformis* (Batsch, 1786) (= *Cysticercus fasciolaris* (Rudolphi, 1808)) Clethrionomys glareolus C. skomerensis (liver of all) Lewis, J. E., 1968 b Aberystwyth, Wales Skomer Island, Wales
- Cysticercus tenuicollis* importance in animal husbandry Bratanov, V., 1972 a
- Cysticercus tenuicollis* *Ursus arctos* (mezenteriju crijeva) Brglez, J.; and Valentinčič, S., [1969 a] Kočensko and Dolenjsko, Slovenia
- Cysticercus tenuicollis* *Sus scrofa* (jetre) Brglez, J.; Valentinčič, S.; Rakovec, R.; and Kušej, M., [1969 a] Slovenia
- Cysticercus tenuicollis* Nilverm; Fenozin, sheep, negative action Eisa, A. M.; and Ibrahim, A. B. M., 1970 a Sudan, Kordofan Province
- [*Cysticercus*] *tenuicollis* hexachlorophen, parenchymal organs, morphologic changes, dogs Enchev, S.; Veselinova, A.; and Bratanov, V., 1972 a
- Cysticercus tenuicollis* *Phacochoerus aethiopicus* *Hippotragus equinus* *Alcelaphus lalwel* *Damiliscus korrigum* *Kobus defassa* *Adenota kob* *Redunca redunca* Graber, M.; Troncy, P. M.; and Thal, J., 1972 a, pls. all from Central African Republic
- Cysticercus tenuicollis* sheep, dogs, prevention and control Grigorian, G. A.; and Chobanian, A. G., 1971 a Armenia
- Cysticercus tenuicollis* cambendazole, sheep, no effect Horak, I. G.; Snijders, A. J.; and Pienaar, I., 1972 a
- Cysticercus tenuicollis* occurrence, age incidences, seasonal variations *Sus scrofa domestica* Jacobs, D. E.; and Dunn, A. M., 1969 a Scotland
- Cysticercus tenuicollis* massive infection, cysts sheep Karib, A. A.; and Hussein, M. F., 1970 a, fig. Sudan

- |   |  |   |  |
|---|--|---|--|
| Cysticercus tenuicollis<br>enzootic, lambs                    | K'osev, B., 1971 a<br>Dobrudzha              | Cysticercus tenuicollis<br>Rupicapra rupicapra  | Schweizer, R., 1949 a<br>Switzerland                   |
| Cysticercus tenuicollis<br>Capreolus capreolus<br>Alces alces | Nilsson, O., 1971 a<br>Sweden, all from      | Cysticercus tenuicollis<br>roe deer   | Valentinčič, S.; Erglez, J.;<br>and Doižan, J., 1971 a |
| Cysticercus tenuicollis<br>Cervus elaphus                     | Páv, J.; and Zajček, D.,<br>1971 b<br>Květov | Cysticercus valiporae-<br>campylancristrotae (Aubert,<br>1857) [i.e. (Wedl, 1855)] n. comb.<br>as syn. of Valipora campylancristrota (Wedl, 1855) n.<br>comb. | Baer, J. G.; and Bona, F. V.,<br>1960 a, 9             |

- Davainea himantopodia Mettrick, D. F., 1967 b, 350-351, fig.  
Johnston, 1911  
Hemiparra crassirostris Samfya, Zambia
- Davainea mutabilis Rüther, da Silva Leitão, J. L.; de Oliveira Rodrigues, H.; and Varela, M. C., [1970 a] (Skrjabinia) cesticillus (Molin, 1858) Fuhrmann, 1920
- Davainea proglottina Sundaram, R. K.; Pillai, K. desi fowls (duodenum) M.; and Peter, C. T., 1970 a Mannuthy, Trichur, India
- Dendrouterina Fuhrmann, Baer, J. G.; and Bona, F. V., 1912 emend. 1960 a, 12  
Dilepididae, Dilepidinae type: *D. herodiae* Fuhrmann, 1912  
includes: *D. herodiae* Fuhrm., 1912; *D. macrosphincter* (Fuhrm., 1901) n. comb.; *D. fuhrmanni* Clerc, 1906) n. comb.; *D. papillifera* (Fuhrm., 1908) n. comb.; *D. crassirostrata* (Fuhrm., 1908) n. comb.; *D. ardeae* (Rausch, 1895) Mahon, 1956; *D. pilherodiae* Mahon, 1956; *D. australensis* n. sp.
- Dendrouterina Fuhrmann, Schmidt, G. D., 1972 d 1912  
key
- Dendrouterina sp. Fuhrmann, Mondl, M. C.; and Rabalais, 1912 F. C., 1972 a  
*Lepomis cyanellus* (gall bladder) National Wildlife Refuge, Ottawa Co., Ohio, all from  
*Ictalurus melas* (gall bladder)
- Dendrouterina australensis Baer, J. G.; and Bona, F. V., n. sp. 1960 a, 13, 40-41, fig. 10  
grey-heron (= *Ardea pacifica* ?) Australia
- Dendrouterina botauri Baer, J. G.; and Bona, F. V., Rausch, 1948 1960 a, 12  
as syn. of *Dendrouterina fuhrmanni* (Clerc, 1906) n. comb.
- Dendrouterina crassirostrata (Fuhrm., 1908) n. Baer, J. G.; and Bona, F. V., comb. 1960 a, 13  
Syn.: *Dilepis crassirostrata* Fuhrm., 1908
- Dendrouterina fovea Baer, J. G.; and Bona, F. V., Meggitt, 1933 1960 a, 13  
"espèce à rayer du genre"
- Dendrouterina fuhrmanni Baer, J. G.; and Bona, F. V., (Clerc, 1906) n. comb. 1960 a, 12  
Syns.: *Cyclustera fuhrmanni* Clerc, 1906; *Dendrouterina botauri* Rausch, 1948  
*Botaurus s. stellaris* France
- Dendrouterina herodiae Baer, J. G.; and Bona, F. V., Fuhrm., 1912 1960 a, 12, 46, 47, fig. 14Dd  
*Egretta g. garzetta* Italie
- Dendrouterina herodiae Mettrick, D. F., 1967 b, 339- Fuhrmann, 1912 341, figs.  
*Egretta garzetta* Samfya, Zambia
- Dendrouterina lintoni Baer, J. G.; and Bona, F. V., Olsen, 1937 1960 a, 8  
as syn. of *Valipora mutabilis* Linton, 1927
- Dendrouterina macrosphincter (Fuhrm., 1901) n. comb. Baer, J. G.; and Bona, F. V., 1960 a, 12  
Syns.: *Dilepis macrosphincter* Fuhrm., 1901; *Lateriporus spinosus* Southwell, 1930 (nec Fuhrm., 1908); *L. mahdiensis* Joyeux, 1923; *L. macrosphincter* Southwell, 1933  
*Nycticorax n. nycticorax* Italie
- Dendrouterina macrosphincter (Fuhrmann, 1909) Baer Mettrick, D. F., 1967 b, 341- and Bona, 1960 343, figs.  
*Casmerodias alba* Samfya, Zambia
- Dendrouterina nycticoracis Baer, J. G.; and Bona, F. V., Olsen, 1937 1960 a, 8  
as syn. of *Valipora mutabilis* Linton, 1927
- Dendrouterina papillifera Baer, J. G.; and Bona, F. V., (Fuhrm., 1908) n. comb. 1960 a, 13  
Syns.: *Dilepis papillifera* Fuhrm., 1908; *D. hilli* Polk, 1941
- Dibothrium tortum Linton, Overstreet, R. M., 1968 a, 1905 453  
as syn. of *Anantrum tortum* (Linton, 1905) n. comb.
- Dichoanotaenia sp. (Belopolskaja, 1959) n. comb. Spasskii, A. A., 1968 a, 45,50  
Syn.: *Anomotaenia* sp. *Belopolskaja*, 1959
- Dichoanotaenia? baeri, Spasskii, A. A., 1968 a, 34,50 n. sp. [nomen nudum]  
synonymy
- Dichoanotaenia citrus Spasskii, A. A., 1968 a, 38,50 (Krabbe, 1869) Lopez-Neyra, 1944  
Syn.: *Anomotaenia citrus* (Krabbe, 1869) Fuhrmann, 1908;  
*Choanotaenia citrus* (Krabbe, 1869)
- Dichoanotaenia clavigera Spasskii, A. A., 1968 a, 38-39 (Krabbe, 1869) Lopez-Neyra, 1944  
Syn.: *Anomotaenia clavigera* (Krabbe, 1869) Cohn, 1900
- Dichoanotaenia? dominicanus Spasskii, A. A., 1968 a, 34 (Railliet et Henry, 1912) n. comb.  
synonymy
- Dichoanotaenia? dubininae, Spasskii, A. A., 1968 a, 33,50 n. sp. [nomen nudum]  
synonymy
- Dichoanotaenia filovata Spasskii, A. A., 1968 a, 31 (Clark, 1952) Spassky, 1966  
synonymy
- Dichoanotaenia? gallinaginis (Davies 1938) n. comb. Spasskii, A. A., 1968 a, 31,50  
Syn.: *Anomotaenia gallinaginis* Davies, 1938
- Dichoanotaenia globulus Spasskii, A. A., 1968 a, 41 (Wedl, 1855) Lopez-Neyra, 1944  
Syn.: *Anomotaenia globulus* (Wedl, 1855) Fuhrmann, 1908
- Dichoanotaenia microphallos Spasskii, A. A., 1968 a, 41- (Dubinina, 1953) Macko 1959 42, 50  
n. comb. (nec Krabbe, 1869)
- Dichoanotaenia minuta Kononov, Iu. N.; and Reznik, V. N., 1968 a, 74-77, n. sp. figs. 1-3  
*Charadrius dominicus* (small intestine) Taniurer, Chukotski National okrug
- Dichoanotaenia skrjabini Spasskii, A. A., 1968 a, 45 (Gynezinskaja et Naumov, 1958) Spassky, 1966  
Syn.: *Anomotaenia skrjabini* Gynezinskaja et Naumov, 1958 (nec Iwanizky, 1940)
- Dichoanotaenia stentorea Spasskii, A. A., 1968 a, 36-37 (Froelich, 1802) Lopez-Neyra, 1944  
synonymy

- Dichoanotaenia tringae* (Burt, 1940) n. comb. synonymy Spasskii, A. A., 1968 a, 35,50
- Dicranotaenia* sp. Gafurov, A. K., 1970 b, fig. *Stalagmoptera staudingeri* Tadzhikistan
- Dicranotaenia* sp. Gal-limore (1964) Podesta, R. B.; and Holmes, J. C., 1970 b as syn. of *Wardium paraporale* sp. n.
- Dicranotaenia andrejewoi* Spasskaia, L. P., 1966 b Mathevossian, 1945 as syn. of *Myxolepis andrejewoi* (Mathevossian, 1945) n. comb.
- Dicranotaenia capillaroides* Spasskaia, L. P., 1966 b (Fuhrmann, 1906) Lopez-Neyra, 1942 as syn. of *Confluarina capillaroides* (Fuhrmann, 1906) n. comb.
- Dicranotaenia carioca* (Magalhaes, 1898) Lorenzo Hernández, N.; Buss, V.; and Barus, V., 1969 a *Gallus gallus domestica* Pinar del Rio, Mexico
- Dicranotaenia coronula* (Dujardin, 1845) Golovkova, V. I., 1972 a all from Turkmen SSR  
*Anas acuta*  
*A. angustirostris*  
*A. crecca*  
*A. penelope*  
*A. platyrhynchos*  
*Aythya ferina*  
*A. fuligula*  
*Mergus merganser*  
*Netta rufina*
- Dicranotaenia coronula* (Dujardin, 1845) McLaughlin, J. D.; and Burt, D. B., 1973 a *Anas rubripes* (intestine) New Brunswick, Massachusetts
- Dicranotaenia coronula* Dujardin, 1945 Surkov, V. S.; and Nadochil, E. V., 1971 a *Clethrionomys rutilus* (small intestine) Sakhalin Island
- Dicranotaenia crocethia* Belopolskaja, 1953 Spasskaia, L. P., 1966 b as syn. of *Echinocotyle crocethia* (Belopolskaja, 1953) n. comb.
- Dicranotaenia globosoides* Soltys, 1954 Vaucher, C., 1971 a as syn. of *Hymenolepis globosoides* (Soltys, 1954)
- Dicranotaenia multistriata* (Rudolphi, 1810) Lopez-Neyra, 1942 Spasskaia, L. P., 1966 b as syn. of *Colymbilepis multistriata* (Rudolphi, 1810) n. comb.
- Dicranotaenia podicipina* (Szymanski, 1905) Lopez-Neyra, 1942 Spasskaia, L. P., 1966 b as syn. of *Confluarina podicipina* (Szymanski, 1905) n. comb.
- Dictymetra* Clark, 1952 key Schmidt, G. D., 1972 d
- Digramma interrupta* Aristichthys nobilis Musselius, V. A., 1969 a European USSR
- Digramma interrupta* (body cavity of all) [Carassius carassius] Osmanov, S. O., 1971 a, 147 all from Uzbekistan  
*Abramis brama*  
*Capoetobrama kuschakewitschi*  
*Cyprinus carpio*  
*Abramis sapa* [Rutilus rutilus caspicus]  
[Barbus]
- Digramma interrupta* Carassius *Abramis brama* Tommatik, E.N.; and Esinenko-Marits, N. M., 1968 a all from Moldavian reservoirs
- Digramma interrupta* gulls Zhatkanbaeva, D., 1969 a Kurgal'dzhinsk lake
- Digramma nemachili* Dubinina, 1957 Mergus *albellus* Golovkova, V. I., 1972 a Turkmen SSR
- Digramma nemachili* Dubinina, 1957 Osmanov, S. O., 1971 a, 147 all from Uzbekistan (body cavity of all)  
*Alburnoides bipunctatus eichwaldi*  
*Nemachilus stoliczkaei*  
*N. oxianus*  
*Cobitis aurata aralensis*
- Dilepididae Fuhrm., 1907 revision Baer, J. G.; and Bona, F. V., 1960 a
- Dilepididae evolution, ovary Spasskii, A. A.; and Kornishin, V. V., 1971 a; 1971 b
- Dilepidinae Schmidt, G. D., 1972 d key to genera with reticulate uteri
- Dilepis* Weinland, 1858 emend. Baer, J. G.; and Bona, F. V., 1960 a, 18  
Dilepididae, Dilepidinae type: *D. undula* (Schrank, 1788)
- Dilepis ardeolae* Singh, 1952 Baer, J. G.; and Bona, F. V., 1960 a, 9 as syn. of *Valipora ardeolae* (Singh, 1952) n. comb.
- Dilepis bancrofti* Schmidt, G. D., 1972 a
- Dilepis bicoronata* Fuhrm., 1908 Baer, J. G.; and Bona, F. V., 1960 a, 19
- Dilepis campylancristrota* (Wedl., Fuhrmann, 1908) Baer, J. G.; and Bona, F.V., 1960 a, 8 as syn. of *Valipora campylancristrota* (Wedl., 1855) n. comb.
- Dilepis campylancristrota* Southwell, 1930, Johri, 1951 (nec Wedl., 1855) Baer, J. G.; and Bona, F.V., 1960 a, 9 as syn. of *Valipora ardeolae* (Singh, 1952) n. comb.
- Dilepis crassirostrata* Fuhrm., 1908 Baer, J. G.; and Bona, F. V., 1960 a, 13 as syn. of *Dendrouterina crassirostrata* (Fuhrm., 1908) n. comb.
- Dilepis dollfusi* n. sp. Mastomys sp. Quentin, J. C., 1964 b, 117, 129-133, figs. 5A-I Bôbô, République Centrafricaine

- Dilepis hilli* Polk, 1941 Baer, J. G.; and Bona, F. V.,  
as syn. of *Dendrouterina* 1960 a, 13  
*papillifera* (Fuhrm., 1908) n. comb.
- Dilepis macropeos* Clerc, Baer, J.G.; and Bona, F.V.,  
1906, neg Wedl, 1855 1960 a, 7  
as syn. of *Neogryporhynchus cheilancristrotus* (Wedl,  
1855) n. comb.
- Dilepis macrosphincter* Baer, J. G.; and Bona, F. V.,  
Fuhrm., 1901 1960 a, 12  
as syn. of *Dendrouterina macrosphincter* (Fuhrm., 1901)  
n. comb.
- Dilepis nasuta* Fuhrmann, Baer, J. G.; and Bona, F. V.,  
1908 1960 a, 20  
as syn. of *Nasutaenia nasuta* (Fuhrm., 1908) n. comb.
- Dilepis papillifera* Baer, J. G.; and Bona, F. V.,  
Fuhrm., 1908 1960 a, 13  
as syn. of *Dendrouterina papillifera* (Fuhrm., 1908)  
n. comb.
- Dilepis transfuga* Baer, J. G.; and Bona, F.V.,  
(Krabbe) Fuhrm., 1908 1960 a, 17  
as syn. of *Paradilepis transfuga* (Krabbe, 1869) n. comb.
- Dilepis undula* Baum, H., 1968 a  
*Turdus m. merula*
- Dilepis undula* Berger, W., 1973 a  
*Neomys fodiens* Germany
- Dilepis undula* (Schrank, Vaucher, C., 1971 a, fig.  
1788) immature Europe, all from  
*Sorex*  
*Crocidura*
- Dilepis unilateralis* Baer, J.G.; and Bona, F.V.,  
Linton, 1927 (neg Clerc, 1906) 1960 a, 8  
as syn. of *Valipora mutabilis* Linton, 1927
- Dilepis unilateralis* Clerc, Baer, J. G.; and Bona, F.V.,  
1906 (neg Rud., 1819) 1960 a, 8  
as syn. of *Valipora campylancristrota* (Wedl, 1855) n.  
comb.
- Dilepis unilateralis* Osmanov, S. O., 1971 a, 156,  
(Rud., 1819) fig.  
*Acipenser stellatus* all from Uzbekistan  
*Pseudoscaphirhynchus kaufmanni*  
*Esox lucius*  
*Rutilus rutilus aralensis*  
*R. rutilus n. bucharensis*  
*Leuciscus idus oxianus*  
*Scardinius erythrophthalmus*  
*Aspius aspius*  
*Barbus capito conocephalus*  
*B. brachycephalus*  
*Chalcalburnus chalcoides aralensis*  
*Pelecus cultratus*  
*Carassius auratus gibelio*  
*Cyprinus carpio*  
*Hypophthalmichthys molitrix*  
*Silurus glanis*  
*Lucioperca lucioperca*  
*Nemachilus* sp.
- Dioecotaenia n. gen.* Schmidt, G. D., 1969 c, 271-  
*Dioecotaeniidae n. fam.* 275  
tod : *D. cancellata* (Linton,  
1890) n. comb.
- Dioecotaenia cancellata* Schmidt, G. D., 1969 c, 271-  
(Linton, 1890) n. comb. 275, figs. 1-10  
(tod) Chesapeake Bay  
*Rhinoptera bonasus* (spiral valve)
- Dioecotaenia cancellata* Campbell, R. A., 1970 a, 502,  
(Linton, 1890) 504, figs. 11, 14-16  
discovery of a hermaphroditic specimen  
Syn.: *Echeneibothrium javanicum* Shipley and Hornell,  
1906  
*Rhinoptera bonasus* Chesapeake Bay, Virginia
- Dioecotaeniidae n. fam.* Schmidt, G. D., 1969 c, 271,  
*Tetraphyllidea* 275  
type gen. : *Dioecotaenia*
- Diorchis bulbodes* Mayhew, McLaughlin, J. D.; and Burt,  
1929 D. B., 1973 a  
*Anas rubripes* New Brunswick
- Diorchis danutae* (Czaplin- Golovkova, V. I., 1972 a  
ski, 1956) Turkmen SSR  
*Aythya nyroca*
- Diorchis elisae* (Skrja- Golovkova, V. I., 1972 a  
bin, 1914) all from Turkmen SSR  
*Anas crecca*  
*Aythya ferina*  
*A. fuligula*  
*Netta rufina*
- Diorchis elisae* (Skrjabin, Korniiushin, V. V., 1969 a  
1914) Black Sea  
*Tadorna tadorna*
- Diorchis inflata* (Rudol- Golovkova, V. I., 1972 a  
phi, 1819) all from Turkmen SSR  
*Anas crecca*  
*Aythya ferina*  
*Netta rufina*
- Diorchis jacobii* Fuhrmann, Golovkova, V. I., 1972 a  
1932 Turkmen SSR  
*Aythya ferina*
- Diorchis nitidohamulus* Hovorka, J.; and Macko, J. K.,  
n. sp. 1972 a, 97-103, figs. 1-9  
*Aythya fuligula* Domasa
- Diorchis nyrocae* Yamaguti, Crichton, V. F. J.; and  
1935 Welch, H. E., 1972 a  
*Anas platyrhynchos platyrhynchos* all from Delta Marsh, Mani-  
*Anas acuta* toba
- Diorchis* (Nudiorchis) Spasskaia, L. P., 1966 b  
*oschmarini* Sudarikov, 1950  
as syn. of *Confluarina furcifera* (Krabbe, 1869) n. comb.
- Diorchis ransomi* Schultz, Golovkova, V. I., 1972 a  
1940 all from Turkmen SSR  
*Anas crecca*  
*A. penelope*  
*A. platyrhynchos*  
*Aythya ferina*  
*A. fuligula*  
*Netta rufina*
- Diorchis sobolevi* Golovkova, V. I., 1972 a  
Spasskaja, 1950 Turkmen SSR  
*Aythya ferina*
- Diorchis spasskajae* Golovkova, V. I., 1972 a  
Spassky, 1963 all from Turkmen SSR  
*Anas clypeata*  
*Aythya nyroca*
- Diorchis spinata* Mayhew, Golovkova, V. I., 1972 a  
1929 all from Turkmen SSR  
*Anas acuta*  
*A. crecca*  
*A. strepera*

- Diorchis stefanski* Czaplinski, 1956  
*Anas clypeata* Golovkova, V. I., 1972 a  
Turkmen SSR
- Diorchis tadornae* sp.nov. Korniushin, V. V., 1969 a,  
*Tadorna tadorna* 37-39, fig. 1  
Black Sea
- Diphyllobothriasis* human, treatment Kovchur, V. N., 1971 a
- Diphyllobothriasis* human, blood picture, allergic manifestations, eosinophilia Shamlan, N. P., 1965 a
- Diphyllobothriasis* human, epidemiology Shamlan, N. P., 1971 a  
Lovozerky district, Murmansk region
- Diphyllobothriasis* zoonosis, review Talanti, S., 1971 a  
Finland
- Diphyllobothriasis* human, impaired vitamin B<sub>12</sub> absorption even in absence of anemia, alteration in intestinal microflora Villako, K. P., 1963 a
- Diphyllobothrium* sp. Hilliard, D. K., 1972 a, fig. eggshell, formation and structure, condensation of protein, light and electron microscopy  
*Odobenus rosmarus*
- Diphyllobothrium* sp. as biological tag, differentiation of stocks of red salmon Konovalov, S. M.; and Konovalova, G. V., 1969 a  
Kamchatka
- Diphyllobothrium alascense* Hilliard, D. K., 1972 a, fig. Rausch & Williamson, 1958  
eggshell, formation and structure, condensation of protein, light and electron microscopy
- Diphyllobothrium cordatum* (Leuckart, 1863) Hilliard, D. K., 1972 a, fig. eggshell, formation and structure, condensation of protein, light and electron microscopy
- Diphyllobothrium dendriticum* Andersen, K., 1972 a, figs. population size, morphology, golden hamsters
- Diphyllobothrium dendriticum* plerocercoids, cell composition von Bonsdorff, C. H.; Forsten, T.; Gustafsson, M. K. S.; and Wikgren, B.-J. P., 1971 a
- Diphyllobothrium dendriticum* life cycle, morphology, histology Halvorsen, O., 1970 b, figs. "tentatively concluded that *D. norvegicum* is a synonym of *D. dendriticum*"  
*Salmo trutta* Norway  
*Coregonus albula* "  
*C. lavaretus* "  
*Lota lota* "  
*Gasterosteus aculeatus* Norway; River Elbe, West Germany
- Diphyllobothrium dendriticum* (Nitzsch, 1824) Hilliard, D. K., 1972 a, fig. eggshell, formation and structure, condensation of protein, light and electron microscopy
- Diphyllobothrium dendriticum* protonephridial system; early development Malmberg, G., 1972 a
- Diphyllobothrium dendriticum* (Nitzsch, 1824) Wootten, R., 1973 a  
all from Hanningfield Reservoir, Essex  
*Salmo trutta* (abdominal cavity)  
*Salmo gairdneri* (abdominal cavity)
- Diphyllobothrium ditremum* Halvorsen, O., 1970 b  
"suggested that *D. vogeli* and *D. osmeri* are synonyms of *D. ditremum*"
- Diphyllobothrium ditremum* protonephridial system; early development Malmberg, G., 1972 a
- Diphyllobothrium erinacei europaei* Rudolphi, 1819 Roman-Chiriac, E.; and Barbu, P., 1970 a  
*Nyctereutes procyonoides ussuriensis* Danube Delta
- Diphyllobothrium glaciale* (Cholodkovsky, 1915) Mar-kowski, 1952 Dailey, M. D.; and Hill, B.L., 1971 a  
*Eumetopias jubatus* all from southern and central California coast  
(intestine)  
*Zalophus californianus* (small intestine)
- Diphyllobothrium lanceolatum* (Krabbe, 1865) Hilliard, D. K., 1972 a, fig. eggshell, formation and structure, condensation of protein, light and electron microscopy
- Diphyllobothrium latum* humans, epidemiological survey Adonajko, A.; and Gancarz, Z., 1967 a  
Poland
- Diphyllobothrium latum* no plerocercoids in fish Artamoshin, A. S., 1971 a  
Bratsk and Krasnoyarsk reservoirs, Siberia
- Diphyllobothrium latum* man, acquired parasite while prisoner of war, unsuccessfully treated for 20 years, cured with acranil Baumgartner, I.; Lukács, D.; and Pataky, G., 1969 a  
Hungary
- Diphyllobothrium latum* von Bonsdorff, C. H.; and Telkkä, A., 1966 a, figs. 1-8  
flame cell, structure and function
- Diphyllobothrium latum* first non-imported case, fisherman, raw fish Čatár, G.; Sobota, K.; Kvasz, L.; and Hružík, J., 1967 a, figs.  
Danube River, Czechoslovakia
- Diphyllobothrium latum* eggs, sedimentation, unpurified waste-water, aluminum sulfate Döschl, R., 1972 a
- Diphyllobothrium latum* cobalt, zinc content, tissues Grabiec, S.; Jakutowicz, K.; and Michajłow, W., 1972 a
- Diphyllobothrium latum* taxonomy and biology Halvorsen, O., 1970 b, figs. *Perca fluviatilis* Sweden
- Diphyllobothrium latum* (Linnaeus, 1758) Hilliard, D. K., 1972 a, fig. eggshell, formation and structure, condensation of protein, light and electron microscopy
- Diphyllobothrium latum* protonephridial system; early development Malmberg, G., 1972 a
- Diphyllobothrium latum* (Linnaeus, 1758) Luhe, 1910 human (intestine) Miranda G., H.; Fernandez R., W.; Castillo R., A.; and Soriano C., M., 1961 b, figs.  
Trujillo, Peru
- Diphyllobothrium latum* freshwater fish parasite, review Reichenbach-Klinke, H.-H.; Braun, F.; and Negele, R. D., 1972 a
- [*Diphyllobothrium latum*] lentets shirokiif Romanenko, N. A.; et al., 1973 a  
sewage contaminating USSR  
sewage, purification method



- Diphyllobothrium latum* ecological aspects of spread Ronéus, O., 1972 a
- Diphyllobothrium latum* phenasal, trichlorophene, bithionol, destruction of tegument Rusak, L. V.; Akuginova, Z. D.; and Kovchur, V. N., 1971 a
- Diphyllobothrium latum* NADH oxidation, NADH dehydrogenase, NADH-CoQ<sub>6</sub> oxidoreductase, adult and plerocercoid Salminen, K., 1973 a
- Diphyllobothrium latum* human, atebirin, filmaron, cestodin Sobota, K., 1972 a Czechoslovakia
- Diphyllobothrium latum* autoradiography of worms expelled from patients given Co<sup>58</sup>-labelled vitamin B<sub>12</sub>, localization of radioactive B<sub>12</sub> in uterus and vitellaria indicates requirement for worm growth and egg production Villako, K. P., 1965 a, figs.
- Diphyllobothrium latum* paromomycin sulfate, human Wittner, M.; and Tanowitz, H. B., 1971 a
- Diphyllobothrium mansonioides* Mueller, 1935 eggshell, formation and structure, condensation of protein, light and electron microscopy Hilliard, D. K., 1972 a, fig.
- Diphyllobothrium norvegicum* Vik Halvorsen, O., 1966 a
- Eudisaptomus gracilis* (exper.)  
*Acanthodisaptomus denticornis* (exper.)  
*Cyclops albidus* (exper.)  
*C. macruroides denticulatus* (exper.)  
*C. strenuus* (s. str.) (exper.)  
*C. abyssorum* "  
*C. lacustris* "  
*C. scutifer* "  
*C. leucarti* "
- Diphyllobothrium norvegicum* life cycle, morphology, histology "tentatively concluded that *D. norvegicum* is a synonym of *D. dendriticum*" Halvorsen, O., 1970 b, figs.  
*Salmo trutta* all from Norway  
*Coregonus albula*  
*C. lavaretus*  
*Lota lota*  
*Gasterosteus aculeatus*
- Diphyllobothrium osmeri* "suggested that *D. vogeli* and *D. osmeri* are synonyms of *D. ditremum*" morphology, histology, life cycle Halvorsen, O., 1970 b, figs.  
*Salmo trutta* Norway; Scotland  
*Salvelinus alpinus* "  
*Coregonus albula* "  
*C. lavaretus* "  
*Thymallus thymallus* "  
*Osmerus eperianus* Norway; River Elbe, West Germany  
*Gasterosteus aculeatus* Norway  
*Lota lota* "
- Diphyllobothrium pacificum* (Nybelin, 1931), Margolis, 1956 humans Miranda C., H.; Fernandez R., W.; and Bocanegra C., R., 1967 a, figs. coastal Peru
- Diphyllobothrium pacificum* (Nybelin, 1931) Margolis, 1956 *Otaria byronia* (intestinal delgado) Miranda C., H.; Fernandez R., W.; and Ibanez H., N., 1968 a, figs. Los Leones, Peru
- Diphyllobothrium schistophilos* (Germanos, 1895) eggshell, formation and structure, condensation of protein, light and electron microscopy Hilliard, D. K., 1972 a
- Diphyllobothrium sebago* life cycle, review Meyer, M. C., 1972 a Rangeley Lakes region, Western Maine
- Diphyllobothrium ursi* Rausch, 1954 eggshell, formation and structure, condensation of protein, light and electron microscopy Hilliard, D. K., 1972 a
- Diphyllobothrium ursi* salmon liver paste likely source of infection human (feces) Margolis, L.; Rausch, R. L.; and Robertson, E., 1973 a North Vancouver. British Columbia
- Diphyllobothrium vogeli* morphology, histology, life cycle "suggested that *D. vogeli* and *D. osmeri* are synonyms of *D. ditremum*" Halvorsen, O., 1970 b, figs.  
*Salmo trutta* Norway; Scotland  
*Salvelinus alpinus* "  
*Coregonus lavaretus* "  
*Thymallus thymallus* "  
*Osmerus eperianus* "  
*Lota lota* "  
*Gasterosteus aculeatus* Norway; River Elbe, West Germany  
*Coregonus albula* Norway
- Diphyllobothrium vogeli* Kuhlow, 1955 protonephridial system, early development Malmberg, G., 1972 a
- Diplacanthus furcifera* (Dilepis) as syn. of *Confluaria furcifera* (Krabbe, 1869) n. comb. Spasskaia, L. P., 1966 b Cohn, 1899
- Diplogonoporus balaenopterae* Lönnberg, 1892 eggshell, formation and structure, condensation of protein, light and electron microscopy Hilliard, D. K., 1972 a, fig.
- Diplogonoporus tetraapterus* (von Siebold, 1848) eggshell, formation and structure, condensation of protein, light and electron microscopy Hilliard, D. K., 1972 a, fig.
- Diploposthe Jacobi*, 1896 morphology Shumilo, R. P., 1968 a
- Diploposthe* sp. morphology *Aythya nyroca* (small intestine) Shumilo, R. P., 1968 a, figs. Moldavian SSR
- Diploposthe* sp. (1) morphology Shumilo, R. P., 1968 a, figs.
- Diploposthe* sp. (2) morphology Shumilo, R. P., 1968 a, figs.
- Diploposthe* sp. (3) morphology Shumilo, R. P., 1968 a, figs.
- Diploposthe laevis* (Bloch, 1782) *Anas penelope*  
*Aythya ferina*  
*A. fuligula*  
*A. nyroca*  
*Netta rufina* Golovkova, V. I., 1972 a all from Turkmen SSR

- Diploposthe monoposthe (Dubinina, 1953) n. comb. Spasskaia, I. P., 1966 b, 210-211, fig.  
Syns.: Hymenolepis arcuata Dubinina, 1953, nec Kowalewski, 1904; Hymenolepis monoposthe Dubinina, 1953; Hispianolepis monoposthe (Dubinina, 1953) Sultanov, 1963
- Diploposthe monoposthe Netta rufina Golovkova, V. I., 1972 a Turkmen SSR
- Diploposthe skrjabini Mathe-vossian, 1942 Golovkova, V. I., 1972 a Turkmen SSR  
Aythya nyroca
- Diplopylidium sp. Genetta genetta Bernard, J., 1968 b Tunisia
- Dipylidium mebendazole, niclosamide, dogs, cats Niemand, H. G., 1973 a
- Dipylidium caninum (Linn., 1758) epidemiology, dogs as vectors, human disease Babero, B. B.; and al-Dabagh, M. A., 1963 b, figs. Iraq
- Dipylidium caninum human infant Bartsocas, C. S.; Von Graevenitz, A.; and Blodgett, F., 1966 a Connecticut
- Dipylidium caninum ticarbondine, dogs Boisvenue, R. J.; Hendrix, J. C.; and Porter, H. C., 1972 a
- Dipylidium caninum dogs Bwangamoi, O., 1972 b Uganda
- Dipylidium caninum tetramizol, no activity, dogs Calzetta Resio, E.; and Basso, N., 1970 a
- Dipylidium caninum pyrantel pamoate, dogs, not effective Caulkett, W. R., 1973 a
- Dipylidium caninum cat (gastrointestinal tract) dog (gastrointestinal tract) Collins, G. H., 1973 a all from Palmerston North
- Dipylidium caninum feral cat Coman, B. J., 1972 a Victoria, Australia
- Dipylidium caninum Vulpes vulpes Coman, B. J., 1973 a Victoria
- Dipylidium caninum disease transmission dogs Cook, B.R.; and Clarkson, M. J., 1971 a England
- Dipylidium caninum bithionol, dogs Guralp, N.; and Tiğin, Y., 1969 a
- Dipylidium caninum vincofos, dogs Hass, D.K.; and Collins, J.A., 1974 a
- Dipylidium caninum cat, cause of human infection Hasslinger, M. A.; Jonas, D.; and Berger, W., 1974 a
- Dipylidium caninum domestic cats Holfk, J., 1971 a Brno
- Dipylidium caninum dogs Jackson, P. J.; and Arundel, J. H., 1971 a Victoria, Australia
- Dipylidium caninum Bunamidine Kondo, R.; et al., 1969 a
- Dipylidium caninum N,N-dimethyloctadecylamine hydrochloride, mice, dogs, drug screening trial, good results Lynch, J. E.; and Margison, J. E., 1963 a
- Dipylidium caninum domestic cats Mirzayans, A., 1971 a Teheran area, Iran
- Dipylidium caninum Mansonil, dogs, cats Neumann, J.; and Zavadil, R., 1971 a
- Dipylidium caninum niclosamide, dogs Poole, J. B.; Dooley, K. L.; and Rollins, L. D., 1971 a
- Dipylidium caninum gatos Power, L. A., 1970 a, figs. Illinois; Kentucky
- Dipylidium caninum domestic cat Power, L. A., 1971 a midwest USA (Illinois and/or Kentucky)
- Dipylidium caninum cyst formation, histology Rivellini, P., 1970 a, figs.
- Dipylidium caninum tissues, free and bound histamine, chromatography Rusak, L. V.; and Zhuchkova, N. I., 1970 a
- Dipylidium caninum dogs Sadighian, A., 1969 a Shahsavari area, northern Iran
- Dipylidium caninum diagnosis, hemagglutination and skin tests, dogs Shichinohe, K.; et al., 1973 a
- Dipylidium caninum localization, monoamines, nervous system, formaldehyde fluorescence technique Shield, J. M., 1971 a, figs.
- Dipylidium caninum cats, dibutyl tin compounds Tareeva, A. I.; and Borodina, G. M., 1967 a
- Dipylidium caninum cats, 19 imidazole derivatives tested, none effective Tareeva, A. I.; and Kochergin, P. M., 1968 a
- Dipylidium caninum life cycle and control measures, review Thornton, J. E., 1972 a
- Dipylidium caninum mebendazole, canine Vanparijs, O. F. J.; and Thienpont, D.C., 1973 a
- Dipylidium caninum life cycle fleas (exper.) Yasuda, F.; Hashiguchi, J.; Nishikawa, H.; and Watanabe, S., 1968 a, figs.
- Dipylidium caninum ecology, cellophane-tape diagnosis, life history Yasuda, F.; Nishikawa, H.; Ujihashi, M.; and Watanabe, S., 1970 a, figs. 1-5, pl., figs. 1-6
- Ditestolepis diaphana (Cholod., 1906) Soltys, 1952 as syn. of Hymenolepis diaphana Cholodkowsky, 1906 Vaucher, C., 1971 a
- Ditestolepis secunda Schaldybin, 1964 as syn. of Hymenolepis infirma (Zarnowski, 1955) Vaucher, C., 1971 a
- Drepanidolepis anatina (Krabbe, 1869) Anas strepera Golovkova, V. I., 1972 a Turkmen SSR
- Drepanidotaenia lanceolata (Bloch, 1782) Netta rufina Golovkova, V. I., 1972 a Turkmen SSR
- Drepanidotaenia lanceolata (Bloch, 1732) geese, arecoline hydrobromide, tremanol Ischkov, Tsv.; and Mateev, P., 1970 a
- Drepanidotaenia lanceolata phicasin, ducks and geese Shevtsov, A. A., 1969 a

*Drepanidotaenia venusta* Spasskaia, L. P., 1966 b  
Rosseter, 1897  
as syn. of *Retinometra venusta* (Rosseter, 1897) n. comb.

*Dubininolepis capillaris* Spasskaia, L. P., 1966 b  
(Rudolphi, 1810) Spassky et Spasskaja, 1954  
as syn. of *Confluaria capillaris* (Rudolphi, 1810) n.  
comb.

*Dubininolepis capillaroides* Spasskaia, L. P., 1966 b  
(Fuhrmann, 1906) Spassky et Spasskaja, 1954  
as syn. of *Confluaria capillaroides* (Fuhrmann, 1906)  
n. comb.

*Dubininolepis furcifera* Spasskaia, L. P., 1966 b  
(Krabbe, 1869) Spassky et Spasskaja, 1954  
as syn. of *Confluaria furcifera* (Krabbe, 1869) n. comb.

*Dubininolepis japonica* Spasskaia, L. P., 1966 b  
(Yamaguti, 1935) Spassky et Spasskaja, 1954  
as syn. of *Confluaria japonica* (Yamaguti, 1935) n. comb.

*Dubininolepis multistriata* Spasskaia, L. P., 1966 b  
(Rudolphi, 1810) Spassky et Spasskaja, 1954  
as syn. of *Colymbilepis multistriata* (Rudolphi, 1810)  
n. comb.

*Dubininolepis podicipina* Spasskaia, L. P., 1966 b  
(Szymanski, 1905) Spassky et Spasskaja, 1954  
as syn. of *Confluaria podicipina* (Szymanski, 1905) n.  
comb.

- Echeneibothriinae [sp.] Vivares, C. P., 1971 a, fig.  
Macropipus depurator Golfe du Lion  
(cavit  g n rale)
- Echeneibothrium javanicum Campbell, R. A., 1970 a, 504  
Shipley and Hornell, 1906  
as syn. of Dioecotaenia cancellata (Linton, 1890)
- Echinobothrium affine Vivares, C. P., 1971 a  
(Diesing, 1863)  
Ethusa mascarone (cavit  g n rale)
- Echinobothrium reesae Ramadevi, P., 1969 a, 231-  
n. sp. 239, figs. 1-5  
Tryon walga (spiral valve) all from Waltair coast  
T. uarnak (spiral valve)
- Echinococcosis [See also Alveococcosis]
- Echinococcosis Abdullaev, G. M.; and Abasa-  
human, spleen, case liev, A. D., 1970 a  
reports
- Echinococcosis Abelli, G., 1962 a  
human pelvic ligaments, internal genital organs
- Echinococcosis Aberastain, T.G.; Gastaldi,  
child, eye, surgical T.S.; Golombek, M.; and Pry-  
treatment tyka, A., 1963 a
- Echinococcosis Adam, E., 1966 a  
human parotid gland, diagnosis, clinical review, case  
report
- Echinococcosis Aguilar, H.D., 1970 a  
human lung, review, surgical treatment, 126 cases
- Echinococcosis Akhunbaev, I. K., 1964 a  
human, lung, diagnosis, surgical treatment
- Echinococcosis Akhunbaeva, N. I., 1971 a  
human, lung, complications, surgical treatment, case  
reports
- Echinococcosis Akhundov, N. Iu.; and Mame-  
human, clinical aspects, dov, B. V., 1968 a  
epidemiology Apsheron region, Azerbaïd-  
zhan SSR
- Echinococcosis Albescu, I.; and Angelescu,  
human kidney, radio- N., 1963 a  
logical and surgical aspects
- Echinococcosis Aleksandrova, V. P.; and  
elderly woman, locali- Babaiian, S. S., 1968 a  
zation in fallopian tubes, case report
- Echinococcosis Aletras, H.; and Dadoukis,  
human spleen, case re- J., 1973 a  
ports, surgical treatment
- Echinococcosis Alexandre, J. H., 1969 a  
human, liver, clinical review, surgical treatment
- Echinococcosis Alimov, U. A.; and Obukhova,  
human, problems of con- Z. I., 1963 a  
trol Fergansk valley
- Echinococcosis Al'perovich, B. I., 1966 a  
alveolar, human, liver, diagnosis, evaluation of opera-  
bility, peritoneoscopy, transumbilical portohepatogra-  
phy, case reports
- Echinococcosis Al'perovich, B. I.; Buravleva,  
human, liver, with in- A. M.; and Buravlev, G. S.,  
volvement of heart, 1969 a  
biliary tract and lungs
- Echinococcosis Altyukov, P. G., 1966 a  
human, heart, surgery, case report
- Echinococcosis Alva de Cecchini, G., 1968 a  
diagnosis, complement fixation, C' H<sub>50</sub>
- Echinococcosis Alvarado Araujo, R., 1960 a  
hospital patients, sta- Oroya, Peru  
tistical report
- Echinococcosis Alvarez, N. O., 1966 a  
prevention, man, animals
- Echinococcosis Ambroise-Thomas, P., 1970 c  
human, serological diagnosis, immunofluorescence
- Echinococcosis d'Ambrosio, G.; and Marogna,  
human hepatic, surgical L., 1962 a  
treatment, case reports
- Echinococcosis Anastasio, J. V.; and Perai-  
human intracranial cysts, ta, P., 1955 a  
surgical management
- Echinococcosis Andreoliu, C.; and Andriu, V.,  
human liver, surgical 1956 a  
treatment
- Echinococcosis Andrukovich, A. I.; and Ari-  
human, liver, diagnosis, amkin, L. T., 1970 a  
radioisotope scanning, case reports
- Echinococcosis Araiz Sanjoaquin, R., 1968 a  
human lung, surgical treatment, review
- Echinococcosis Araiz Sanjoaquin, R., 1968 b  
human peritoneum, case Pamplona, Spain  
report, surgical management
- Echinococcosis Arce, J.; Ivanissevich, O.;  
human and Rivas, C. I., 1966 a
- Echinococcosis Arce, J.; Ivanissevich, O.;  
human and Rivas, C. I., 1966 b
- Echinococcosis Arce, J.; Ivanissevich, O.;  
human, surgical treat- and Rivas, C. I., 1966 c  
ment
- Echinococcosis Arcelus Imaz, I.; and Vara  
human hepatic, total Thorbeck, R., 1966 a  
occlusion portal vein, surgical management
- Echinococcosis de los Arcos, E.; et al.,  
human heart, case report, 1971 a  
child

- Echinococcosis  
10-year-old child, eye  
muscle, case report, clin-  
ical review  
Ardouin, M.; Urvoy, M.; and  
Lefranc, J., 1963 a  
Rennes, France
- Echinococcosis  
child, lungs, bilateral  
Armand Ugón, C. V., 1958 a  
Uruguay
- Echinococcosis  
humans, liver, kidney,  
surgically treated by  
complete excision  
Arnaout, H. M.; and El-Afifi,  
S. M., 1960 a  
Egypt
- Echinococcosis  
human, lungs, diagnosis,  
pathogenesis, surgical treatment  
Askerkhanov, R. P.; and Sho-  
gov, F. T., 1971 a
- Echinococcosis  
human, lung, bilateral  
cysts, surgical treatment,  
clinical review  
Aytuğ, Z.; Sindel, D.; and  
Işın, E., 1968 a  
Turkey
- Echinococcosis  
human, liver with  
pleural involvement, sur-  
gical treatment  
Bacchini, I.; Monachello, A.;  
and Ulmi, S., 1966 a  
Italia
- Echinococcosis  
human, economic factors  
Bacigaluppo, N.R., 1970 a  
Buenos Aires Province,  
Argentina
- Echinococcosis  
human, hepatic and pul-  
monary cysts, surgical treatment, statistics  
Baggi, G.; Massa, G.; and  
Vitale, M., 1967 a
- Echinococcosis  
human, eye, case reports  
Baghdassarian, S.A.; and Za-  
kharria, H., 1971 a, figs.
- Echinococcosis  
child, spleen, associa-  
tion with pet dog, case  
report  
Bai, K.I.; and Rao, K.V.S.<sup>3</sup>,  
1972 a  
India
- Echinococcosis  
human hepatic, jaundice, surgical care  
Balestrazzi, N., 1969 a
- Echinococcosis  
human, mediastinum, surgical management  
Bano, A., 1964 a
- Echinococcosis  
human lung, surgical  
management, clinical review  
Baranęchi, C.; et al.,  
1965 c
- Echinococcosis  
human lung, surgical  
management  
Baranęchi, C.; Papadavid, M.;  
Berberianu, A.; and Nestores-  
cu, M., 1962 a
- Echinococcosis  
human, hepatic, diagnosis,  
isotope scanning  
Barbieri, L. L.; Lenzi, G.;  
Lanfranchi, G. A.; and Mas-  
iello, O., 1967 a
- Echinococcosis  
human kidney  
Battenti, F.; and Lombardi, R.,  
[1964 a]
- Echinococcosis  
human, pancreas, case report  
Belenson, I. I., 1967 a
- Echinococcosis  
human heart, pericarditis,  
case reports, clinical review  
di Bello, R., 1956 c  
Uruguay
- Echinococcosis  
human heart, intracardiac  
rupture, case reports, clinical and literature review  
di Bello, R.; and Menendez,  
H., 1963 a
- Echinococcosis  
epidemiological survey,  
statistics, control  
Bellodi, L.M.C., 1970 a  
Córdoba, Argentina
- Echinococcosis  
human lung, diagnostic  
difficulties, review  
Bellucci, M.; and Ricci, G.,  
1956 a
- Echinococcosis  
human hepatic cysts,  
biliary tract fistulas,  
surgical management  
Beltran de Heredia y Onis,  
J. M.; and Sanz Sanz, T.,  
1968 a
- Echinococcosis  
humans, serological diagnosis, immunofluorescence com-  
pared to hemagglutination, electrophoresis, latex agglu-  
tination  
Bénex, J., 1970 c
- Echinococcosis  
human, retroperitoneal  
space, case report  
Berardi, P.; and Pagliani,  
G., 1964 a  
Italy
- Echinococcosis  
human bone, case report  
Berceanu, D.; and Gamber, G.,  
1958 a  
Romania
- Echinococcosis  
human hepatic, radio-  
logical diagnosis, scintigraphy, surgical treatment  
Bernardini, P.; and Maira, R.,  
1967 a
- Echinococcosis  
alveolar liver hydatid,  
Russian immigrant, case  
report  
Betl, J. H. N.; and Essex, W.  
B., 1965 a  
Australia
- Echinococcosis  
human, vertebral compres-  
sion, clinical review  
Bettini, G.; and Jacchia,  
G. E., [1963 a]  
Florence, Italy
- Echinococcosis  
woman, involvement of  
multiple organs, fatal  
illness  
Bhama, T.; Biswakumar, B.;  
Mukherjee, S. N.; and Reddy,  
D. J., 1969 a  
Pondicherry, India
- Echinococcosis  
human, retroperitoneal  
cyst, clinical review,  
incidence survey  
Bianca, T.; Benigno, A.;  
Rasa, G.; and Reina, A.,  
1968 a
- Echinococcosis  
human lung, surgical  
treatment  
Bidulescu, A.; Horja, T.;  
Tigănuş, I.; and Bellu, R.,  
1962 a
- Echinococcosis  
human liver, surgical  
resection  
Bidulescu, A.; Popescu, I.;  
Mocanu, V.; and Popovici, E.,  
1962 a
- Echinococcosis  
children, lung, surgical treatment  
Bifani, I., 1963 a

- Echinococcosis Bifani, I.; and di Martino, G., 1960 a  
human, liver, biliobronchial fistula, surgical treatment
- Echinococcosis Binaghi, G.; Milani, R.; Satta, I.; and Du Chêne de Vere, F., 1968 a  
multiple hepatic cysts, problems of surgical removal, surgical management
- Echinococcosis Birenbaum, M.; et al., 1971 a  
children, vertebral, surgical treatment, importance of early diagnosis
- Echinococcosis Birenbaum, M.; Rosa, F.; Soto, J. A.; and Fontan, W., 1967 a  
child, liver, small calcified nodules causing symptoms similar to larva migrans, differential diagnosis
- Echinococcosis Biserni, S., [1961 a]  
human kidney cyst, case report
- Echinococcosis Blanco Kuhne, E.; and Rosa Rivarola, A., 1965 a  
splenic cyst, 3-year-old boy, surgical removal
- Echinococcosis Blood, B. D.; Lelijveld, J. L.; and Lord, R. D., 1963 b  
Dusicyon ginnocercus  
Argentina
- Echinococcosis Bloomfield, J. A., 1963 a  
human kidney, X-ray, differential diagnosis
- Echinococcosis Bloomfield, J. A., 1966 a  
human, X-ray diagnosis, review
- Echinococcosis Bombardieri, S.; Teichner, A.; and Vicari, G., 1973 a  
human, cryoglobulinemia
- Echinococcosis Bondi, M.; and D'Alessandro, L. C., 1963 a  
human hepatic cysts, intraperitoneal rupture, peritonitis, diagnosis, clinical and surgical aspects, extensive review, literature review
- Echinococcosis Borg, P.; Popovici, G.; and Manescu-Călbărăși, I., 1968 a  
human hepatic cysts, comparison of surgical procedures
- Echinococcosis Bortagaray, C. A.; Errandonea, J.; Rodriguez-Arraras, N.; and Villar, A., 1972 a  
peritoneal cyst with heterotopic gall bladder coexisting with insheathing membranes, case reports
- Echinococcosis Bosio, A. W.; and Moscato, R., 1970 a  
human, spinal, differential diagnosis
- Echinococcosis Botros, B. A. M.; Moch, R. W.; and Barsoum, I. S., 1973 a  
indirect haemagglutination and latex-agglutination, test evaluations for serological surveys
- Echinococcosis Bouchit, G.; et al., 1962 b  
human liver, clinical review, surgical treatment
- Echinococcosis Bouchit, G.; et al., 1962 c  
human spleen, massive cyst, case report
- Echinococcosis Bourgeon, R., 1967 a  
human, mid-hepatic cysts, surgical treatment
- Echinococcosis Bourrel, P.; Piquard, B.; and Bresson, Y., 1967 a  
human lung, case reports  
Dakar, Senegal
- Echinococcosis Bramble, A. J.; and Beard, T. C., 1971 a  
new carriers, dogs infected by eating sheep offal
- Echinococcosis Bregadze, I. L.; and Kuznetsov, I. V., 1964 a  
human, liver, allergic reactions to bromsulphthalein test
- Echinococcosis Briguglio, A.; and Casaglia, L., 1964 a  
human mesentery, surgical treatment, review
- Echinococcosis Buchwalder, R., 1967 a  
meat-inspection statistics, German Democratic Republic  
cows, pigs, sheep, decreasing occurrence
- Echinococcosis Burgos de Pablo, A.; et al., 1969 a  
human pulmonary, distribution survey  
Spain
- Echinococcosis Burlui, D.; et al., 1971 a  
human hepatic, surgical management  
Rumania
- Echinococcosis Burlui, D.; Manescu, G.; Condiescu, M.; and Ciupagea, I., 1968 a  
surgical procedures, human hepatic cysts, review
- Echinococcosis Burlui, D.; Zitti, E.; and Ștefănescu-Mîndru, C., 1965 a  
bilateral pulmonary cysts, surgical procedures
- Echinococcosis Bustos Alarcon, A.; and Lopez Cortes, R., 1971 a  
human hepatic, pleural involvement, surgical management
- Echinococcosis Cabella, M. P.; and Barbuto, S. A., 1963 a  
human, statistics, results of control measures  
Argentina
- Echinococcosis Cadoni, G., 1963 a  
human heart, differential diagnosis, radiological aspects
- Echinococcosis Canabal, E. J.; et al., 1956 a, figs.  
human heart, clinical review, diagnosis, pathology, complications, case reports
- Echinococcosis Canavosio, A.E.; García Faure, J.; Canavosio, J.C.; and Macías, C.A., 1970 a  
human parathyroid, clinical review, epidemiology, immunology, statistics
- Echinococcosis Canicico, I.; Ciobanu, Ș.; and Butnaru, M., 1959 a  
human liver, cystic cavities, surgical management

- Echinococcosis  
diagnosis, radiograph Cantarano, G.; de Dominicis, A.; and Marcano, E., 1964 a
- Echinococcosis  
human pleuropulmonary, surgical management Carbonell Antolf, C.; Paris, F.; and Tarazona, V., 1968 a
- Echinococcosis  
bilateral pulmonary cysts, surgical resection Cărpinișan, C.; et al., 1964 a
- Echinococcosis  
human, epidemiology, review Carrizo, E. M., 1966 a Jujuy, Argentina
- Echinococcosis  
human spleen, two cysts, case report, diagnosis Casaglia, L., 1966 a
- Echinococcosis  
human thorax, surgical treatment Castellanos, J.; et al., 1970a
- Echinococcosis  
human, pulmonary, morphological changes Catena, E.; Bariffi, F.; and Del Bono, M., 1966 a
- Echinococcosis  
hydatidine effect on evolution and development of tadpoles Caticha, W. T.; Paulete-Vanrell, J.; Saenz, A. C.; and Mattered, N., 1963 a
- Echinococcosis  
human liver, multiple abscesses, radiological diagnosis, case reports Catto, J. V. F., 1964 a England
- Echinococcosis  
human, liver, complications Cendan Alfonzo, J. E., 1963 b
- Echinococcosis  
human, liver, surgical aspects Cendan Alfonzo, J. E., 1963 c
- Echinococcosis  
human, hepatic parenchymal hypertrophy, clinical aspects, diagnosis, radio isotope scanning Centi Colella, A.; Cruciani, V.; Pigorini, F.; and Revignas, A., 1964 a
- Echinococcosis  
human liver, secondary complications Cereseto, P. L., 1966 a
- Echinococcosis  
control Cereseto, P.L.; and Villalba, J.A., 1970 a Argentina
- Echinococcosis  
child, thyroid, surgical treatment Chandra, T.; and Prakash, A., 1965 a India
- Echinococcosis  
pigs, pathology Chauhan, H. V. S.; and Rao, U. R. K., 1972 a
- Echinococcosis  
muscle of gluteal region, child, case report Chavarria, O., 1972 a Uruguay
- Echinococcosis  
human lung, diagnosis, clinical review, current surgical management Chipail, G. G., 1958 a
- Echinococcosis  
human lung, case reports, surgical care Chipail, G.G.; et al., 1956 a
- Echinococcosis  
human hepatic, surgical management Chiricuța, I.; Manoliu-Furmică, C.; and Rosner, D., 1956 a
- Echinococcosis  
human, kidney cyst with hydatiduria, case report Chopra, J. S.; Kakar, R.; and Madan, T. R., 1970 a India
- Echinococcosis  
human, liver, complications requiring diaphragm surgery Chukhrienko, D. P.; and Kovalenko, L. N., 1967 a
- Echinococcosis  
human, resection of calcified echinococcal cyst and aneurysm of the left ventricle of the heart, case report Chukhrienko, D. P.; and Mil'kov, B. O., 1967 a
- Echinococcosis  
humans, historical and clinical review Cicogna, D., 1961 a Tripoli
- Echinococcosis  
human hepatic cysts, surgical follow-up Ciobanu, Ș.; Butnaru, M.; and Petrișă, P., 1960 a
- Echinococcosis  
human lung, hemoptysis, diagnosis Coll Colomé, F., 1958 a
- Echinococcosis  
human liver, diagnosis, radioisotope scanning Connolly, R.J.; and Mitchell, R.M., 1971 a
- Echinococcosis  
human, secondary peritoneal cyst associated with primary pleural-visceral cyst, surgical management Constantinescu, P.; Caracaș, T.; and Dimitriu, G., 1963 a
- Echinococcosis  
human, case reports, statistics, 1957-1967 Contreras P., G.; Prudencio G, E.; Tamashiro N., A.; and Delgado Q., A., 1969 a Lima, Peru
- Echinococcosis  
human lung, surgical management Corbu, M.; Costea, A.; Condoiu, M.; and Davidescu, C., 1962 a
- Echinococcosis  
human, statistics Cordero, C.; et al., 1970 a Néuquen Province, Argentina
- Echinococcosis  
human peritoneum, secondary cysts, surgical treatment Coriat, P., 1964 a
- Echinococcosis  
human hepatic cyst with rupture into biliary tract, surgical management Corneli, F.; and Galassi, G., 1964 a
- Echinococcosis  
human liver, surgical aspects Cortés, J. D., 1970 a Argentina
- Echinococcosis  
surgical management, human hepatic cysts Costescu, N.; Botez, A.; and Drăgoi, F., 1965 a
- Echinococcosis  
human, diagnosis, intra-dermal reaction, hydatid antigen Coudert, J.; and Ambroise-Thomas, P., 1967 b

- Echinococcosis  
human hydatid cysts,  
serological diagnosis,  
method comparisons, review  
Coudert, J.; Ambroise-Thomas,  
P.; and Kien Truong Thai,  
1967 a
- Echinococcosis  
immunity, diagnosis  
Coudert, J.; Ambroise-Thomas,  
P.; Kien Truong Thai; and  
Pothier, M. A., 1967 a
- Echinococcosis  
human, bone cysts,  
complement fixation reaction  
Coudert, J.; Despeignes, J.;  
and Battesti, M. R., 1969 a
- Echinococcosis  
human, diagnosis, comple-  
ment fixation reaction, evaluation  
Coudert, J.; Despeignes, J.;  
and Battesti, M. R., 1969 b
- Echinococcosis  
human hepatic cysts, bile duct fistula, surgical manage-  
ment  
Covali, N., 1960 a
- Echinococcosis  
human liver, occlusion of  
hepatic veins by hydatid  
cyst and cirrhosis, case report  
Cox, J. S.; Seymour, A. E.;  
and Clarkson, A. R., 1966 a  
Australia
- Echinococcosis  
human, primary heart  
cyst, secondary lung  
cyst, multiple com-  
plications, case report  
Crespo Álvarez, A.; Álvarez-  
Sala Moris, J. L.; Prieto  
Fernández, L.; and Pineiro  
Zabaleta, J., 1967 a
- Echinococcosis  
human lung, surgical  
treatment  
Crespo Álvarez, A.; Martínez  
Bordiu di Villaverde, C.; and  
Álvarez-Sala Moris, J. L.,  
1970 a
- Echinococcosis  
human lung, statistics  
Crespo Álvarez, A.; Martínez  
Bordiu di Villaverde, C.; and  
Álvarez-Sala Moris, J. L.,  
1970 b  
Madrid, Spain
- Echinococcosis  
human thigh muscles,  
case report  
Cristian, V.; Ciucu, I.; and  
Giurgea, V., 1962 a
- Echinococcosis  
human pleuro-pulmonary,  
secondary cysts, clinical  
review  
Csizer, Z.; Naftali, Z.; and  
Kelemen, A., 1961 a
- Echinococcosis  
human liver, surgical  
treatment  
Curutchet, J. L.; and Fernán-  
dez Tasende, D. J., 1966 a
- Echinococcosis  
human, surgical treatment,  
review  
Curutchet, J. L.; Fernández  
Tasende, D. J.; and Loyarte,  
H. F., 1965 b
- Echinococcosis  
epidemiology  
Cutropia, J.; et al., 1970 a  
Mendoza, Argentina
- Echinococcosis  
human liver, surgical management  
Dal Zotto, E., 1962 a
- Echinococcosis  
human spleen, case re-  
ports, surgical manage-  
ment  
Danicico, I.; Bacaloglu, D.;  
Butnaru, M.; and Rottemberg,  
N., 1962 a
- Echinococcosis  
human liver, review of  
surgical procedures  
Danicico, I.; Ciobanu, Ș.;  
and Petrilă, P., 1959 a
- Echinococcosis  
human intrathoracic, extrapulmonary, surgical management  
Daniello, L.; et al., 1957 a
- Echinococcosis  
human, liver, calcified  
cyst simulating calculous  
cholecystitis  
Danilova, B. S.; and Kusevit-  
skii, I. A., 1967 a
- Echinococcosis  
child, brain, case re-  
port, fatal illness  
Das Gupta, S.; and Roy, R. N.,  
1969 a  
India
- Echinococcosis  
human, mediastinum, diagnosis, pathology, clinical as-  
pects, surgical treatment  
DeIneka, I. I., 1963 a
- Echinococcosis  
human, central nervous  
system, clinical aspects, diagnosis  
Delariu, V. V.; and Sergeenko,  
I. I., 1964 a
- Echinococcosis  
man, mediastinum, clinical  
review, diagnosis  
Delaye, A.; et al., 1971 a
- Echinococcosis  
human lung, multiple  
cysts, case reports, pathological findings  
Delgado, B.; Diaz, B.; and  
Macedo, J. C., 1972 a
- Echinococcosis  
bilateral pulmonary  
cysts, treated with successive bilateral thoracotomy,  
case reports  
Delgado, B.; Macedo, J. C.;  
and Diaz, B., 1972 a
- Echinococcosis  
human heart, case report  
Deliagina, E. M., 1969 a
- Echinococcosis  
human, sacrococcygeal tract, differential diagnosis,  
surgical curettage  
Demartin, F., 1969 a
- Echinococcosis  
humans, clinical review,  
surgical management, case reports  
Demirleau, J.; and Noureddine,  
M., 1970 a
- Echinococcosis  
human lung, clinical  
analysis of 90 cases  
Demirtaş, S.; Karaçal, O.; and  
Artun, E., 1969 a  
Ankara, Turkey
- Echinococcosis  
human lung, surgical aspects  
De Rasis, J. F., 1970 a
- Echinococcosis  
ovine, bovine, swine,  
equine, diagnosis, indirect hemagglutination  
De Rosa, F.; Puccini, V.; and  
De Simone, G., 1970 a
- Echinococcosis  
human heart, radi-  
ography diagnosis  
Deutsch, V.; Kreisler, B.;  
Padeh, B.; and Pausner, Y. M.,  
1969 a
- Echinococcosis  
human, epidemiology,  
Maori population, dogs, control  
Dick, E. T., 1963 a  
New Zealand
- Echinococcosis  
human, liver, surgical  
treatment, review  
Dintzman, M.; Chaimoff, C.;  
Wolloch, Y.; and Lubin, E.,  
1971 a



- Echinococcosis female genital organs, 2 cases Doganov, Iv., 1966 a
- Echinococcosis human hepatic cysts, diagnosis, hepatograms Domínguez Navarro, L., 1964 a Spain
- Echinococcosis human, liver, diagnosis, radioisotopes de Dominicis, A.; Balestrieri, A.; and Assumma, M., 1966 a
- Echinococcosis human costal area, case reports, surgical management Dorado, H. J.; and Castro, O. F., 1960 a
- Echinococcosis man, fibula, surgical removal, case report Drăgoi, F., 1967 a
- Echinococcosis human liver, surgical treatment, review Duknić, M.; et al., [1968 a] Yugoslavia
- Echinococcosis hemagglutination and latex test, immunoglobulins Ejden, J., 1970 a
- Echinococcosis latex test, diagnosis Ejden, J., 1970 b
- Echinococcosis diagnosis, immunoglobulin concentrations Ejden, J.; and Inglesini, C.L., 1970 a
- Echinococcosis human, head of pancreas, obstructive jaundice, case report El-Bedri, A.L.; Mudallal, S.; and Rammah, A., 1962 a Iraq
- Echinococcosis human lung, lung collapse, acute hypotension, case report al-Eraizi, A., 1962 a Iraq
- Echinococcosis hexachlorophen, parenchymal organs, morphologic changes, dogs Enchev, S.; Veselinova, A.; and Bratanov, V., 1972 a
- Echinococcosis human, vertebral column, spinal compression, case reports Ercegovac, N.; and Vujisić, D., [1963 a] Beograd
- Echinococcosis humans, animals, occurrence Fattorini, O. A., 1966 a Río Negro, Argentina
- Echinococcosis human, antibodies directed against Casoni antigen Favez, G.; Fiorelli, G.; and Magnenat, G., 1971 a
- Echinococcosis human paravertebral muscles, case report Fazakas, I.; Gherman, E.; Andreescu, P.; and Paşca, G., 1958 a
- Echinococcosis purification of blood group I glycoproteins, sheep hydatid cyst fluid, human milk Feizi, T.; and Kabat, E.A., 1974 a
- Echinococcosis human, temporal bone, case report Fenu, G., 1968 a Italy
- Echinococcosis human, biological treatment, review Fernández Tasende, D.J., 1970 a
- Echinococcosis epidemiology, human Ferrari, I., 1970 a Argentina
- Echinococcosis etiology, review, humans, rural populations Ferrari, J. M., 1963 a Uruguay
- Echinococcosis epidemiology, control, review, seminar Ferro, A., 1967 a
- Echinococcosis human lung, surgical treatment Ficara, P., 1956 c
- Echinococcosis human, suppurative cysts of lung and liver, surgery, case report Filatova, A. V.; and Akmatov, T. A., 1971 a
- Echinococcosis boy, cyst in head of pancreas, surgical management Filgueira, J. L.; and Mate, M., 1971 a
- Echinococcosis human brain, X-ray diagnosis, surgical treatment Filipov, F., 1966 a
- Echinococcosis human hepatic, post-operative complications, management Firică, T.; and Grădinaru, V., 1972 a Rumania
- Echinococcosis human, lesser omentum, case report Firsov, V. D., 1964 a
- Echinococcosis human, thyroid, hyperthyroidism Fischer, J. T.; and Traibel, J., 1956 a
- Echinococcosis human liver, enzyme activity, diagnosis Fogliatto, J.; and de Andrade, D.R., 1970 a
- Echinococcosis human, epidemiology Fogliatto, J.; and Pinotti, H.W., 1970 a Rio Grande del Sud, Brasil
- Echinococcosis children, lung, statistics, occurrence, localization, symptoms, 4-year survey Fossati, C., 1965 a Libya
- Echinococcosis survey, familial occurrence, statistics Fossati, C., 1965 b Libya
- Echinococcosis evaluation, cyst fluid antigen strength, method comparisons, human, domestic animals Fraga de Azevedo, J.; and Rombert, P. C., 1969 a
- Echinococcosis right breast cyst, case report Francino Grau, J., 1968 a Madrid, Spain
- Echinococcosis control, prophylaxis, sheep Fromunda, V., 1972 a
- Echinococcosis human, lung, case reports, symptoms, complications, diagnosis, treatment Gallinal, A., 1963 a
- Echinococcosis human, heart, review Gamov, V. S., 1963 a

- Echinococcosis  
cyst involving ribs and  
diaphragm, case report, clinical review  
Gangitano, L., 1958 a  
Italy
- Echinococcosis  
hydatid whole-scolex antigen, reactivity  
Garabedian, G. A., 1971 a
- Echinococcosis  
human spleen, subphrenic  
cavity, pathogenesis, complications, x-ray diagnosis  
Garat, R.; and Echevarria,  
O., 1963 a
- Echinococcosis  
primary cysts, pleura,  
case reports  
García Diaz, S.; and Cantil-  
lana Martínez, J., 1968 a  
Spain
- Echinococcosis  
child, heart and lung  
cysts, fatal illness  
García de Larre-Borges, A.;  
et al., 1970 a  
Uruguay
- Echinococcosis  
human lung, clinical review, surgical management  
García Portela, M., 1961 a
- Echinococcosis  
human, vertebra, media-  
stinal abscess  
García Russich, W., 1958 a  
Uruguay
- Echinococcosis  
humans, diagnosis, se-  
lective visceral angiography of liver and spleen  
Garti, I.; and Deutsch, V.,  
1971 a
- Echinococcosis  
human, liver, diagnostic difficulty, case report  
Gashimov, G. G., 1969 a
- Echinococcosis  
human, muscle, pectoral  
cavity, case report  
Gateño-Yaffe, N. J., 1972 a  
Uruguay
- Echinococcosis  
human, hepatic cysts,  
rupture into biliary tract, surgical management  
Gherasim, M.; Pascu, A.; and  
Pasztor, P., 1959 a
- Echinococcosis  
human pulmonary, diagnostic difficulties  
Giardini, F., 1956 a
- Echinococcosis  
human vertebral, diag-  
nosis, clinical review  
Giardini, F.; de Feo, V.; and  
Salvolini, U., 1963 a
- Echinococcosis  
human, liver, surgical treatment  
Gibelli, G., 1968 a
- Echinococcosis  
11-year-old boy, eye,  
case report  
Gicolini, E.D., 1962 a  
Mendoza, Argentina
- Echinococcosis  
human, hepato-pulmonary,  
surgery  
Gilevich, Iu. S.; et al.,  
1969 a
- Echinococcosis  
human, lung, surgical  
treatment of residual intrapulmonary cavities  
Gilevich, Iu. S.; and Mis-  
hustin, S. P., 1966 a
- Echinococcosis  
human, heart, complica-  
tions, surgical treat-  
ment, case reports  
Gilevich, Iu. S.; Vereiutin,  
Iu. M.; and Toshinskiĭ, I. I.,  
1973 a
- Echinococcosis  
gel-diffusion and skin tests, diagnostic evaluation,  
buffaloes  
Gill, H. S., 1972 a
- Echinococcosis  
control, teachers as  
health educators  
Gill Solares, O., 1970 a  
Uruguay
- Echinococcosis  
human hepatic cysts, surgical removal  
Goinard, P., 1967 a
- Echinococcosis  
human, lung, results of  
surgery, bronchographic findings  
Gol'dfarb, M. G.; and Shtern,  
S. V., 1967 a
- Echinococcosis  
human, cardiac muscle,  
ossification  
Golosovskaia, M. A., 1966 a
- Echinococcosis  
human pelvic cysts in-  
volving pouch of Douglas, surgical management  
Gonzalez Vales, H.; and Cres-  
tanello, F. A., 1971 a
- Echinococcosis  
human, liver, differential  
diagnosis, cancer, spleno-  
portography  
Goosh, B., 1971 a
- Echinococcosis  
human thyroid gland,  
cervicomediastinal  
origin, surgical management, case report  
Gorovei, A.; Eminovici, A.;  
Petrescu, C.; and Ivancu, E.,  
1966 a
- Echinococcosis  
cyst rupture, peritoni-  
tis, surgical management  
Granado de la Fuente, A.; et  
al., 1971 a
- Echinococcosis  
children, incidence, lung,  
20-year survey, diagnosis, case reports  
Grazia, G., 1963 a  
Italy
- Echinococcosis  
human, case reports, unusual cyst locations  
Grieco, J. A. L., 1966 a
- Echinococcosis  
human liver, clinical  
review  
Grieco, J.A.L.; and Cereseto,  
P.L., 1970 a
- Echinococcosis  
epidemiological survey,  
livestock, man  
Grigera, T.E., 1970 a  
Dolores, Argentina
- Echinococcosis  
sheep, dogs, prevention  
and control  
Grigorian, G. A.; and Choban-  
ian, A. G., 1971 a  
Armenia
- Echinococcosis  
human hepatic cysts,  
partial hepatectomy  
Guillemin, G.; Braillon, G.;  
and Dubois, J., 1967 a
- Echinococcosis  
human, diaphragm, sur-  
gery, case reports  
Guliamov, D. S.; and Islam-  
bekov, E. S., 1967 a
- Echinococcosis  
human, multiple cysts,  
differential diagnosis  
Gupta, S.; Nanda, S. N.; and  
Sobti, P., 1966 a  
India
- Echinococcosis  
6 year old child, primary sarcoma of the lung misdiag-  
nosed as echinococcal cyst  
Gurbanaliev, I. G., 1967 a

- Echinococcosis Gurbanaliev, I. G., 1967 b  
13 year old girl, candidiasis of the right bronchial tube, complicated by atelectasis of the lung, mistaken for echinococcal cyst
- Echinococcosis Gurbanaliev, I. G., 1968 a  
human, lung, development of cancer following surgical treatment
- Echinococcosis Gurbanaliev, I. G., 1970 a  
human, lung, distribution, Azerbaijan SSR  
surgical treatment, control
- Echinococcosis Gurbanaliev, I. G.; Akhundov, A. A.; and Kasumova, E. Sh., 1970 a  
human, lung, disturbed external respiration
- Echinococcosis Gurbanaliev, I. G.; and Mamedov, M. M., 1970 a  
human, lung, distribution, epidemiology  
Azerbaijan SSR
- Echinococcosis Guseinov, M. Ch., 1970 a  
human, spleen, case report
- Echinococcosis Hare, W.S.C.; and Dawborn, J.K., 1962 a  
human liver, diagnosis, X-ray, case reports
- Echinococcosis Harris, J. D., 1965 a  
human liver, rupture of cysts into biliary tract, diagnosis, case reports  
Australia
- Echinococcosis Hartular, Ş., 1963 a  
calcified cysts, radiological and surgical aspects
- Echinococcosis al-Hashimi, H. M., 1971 a  
liver abscess, spontaneous rupture into bile duct, human, surgical treatment, clinical review  
Iraq
- Echinococcosis Hassan, I.A.; and Biglione, E., 1970 a  
diagnosis, Casoni reaction
- Echinococcosis Hazan, E.; Leblanc, J.; Robillard, M.; and Mathey, J., 1970 a  
human heart, surgical treatment, case report  
Paris (Tunisian origin)
- Echinococcosis Herfarth, C.; and Würdinger, H., 1969 a  
human liver, scintigraphy, diagnosis, cyst localization
- Echinococcosis Hernandez, C., 1967 a  
human hepatic cysts, diagnosis, angiography
- Echinococcosis Heully, F.; et al., 1968 b  
human liver, case reports, diagnosis  
France
- Echinococcosis Hisarciklioğlu, E., 1971 a  
human female reproductive system, case reports
- Echinococcosis Honsberg, A., 1970 a  
human, canine, antigens, Casoni reaction  
Neuguén Province, Argentina
- Echinococcosis Horea, G.; and Popa, N., 1971 a  
youth, pleura, spontaneous pneumothorax, case report
- Echinococcosis Houel, J.; et al., 1972 a  
man, lung, X-ray diagnosis, surgical treatment
- Echinococcosis Hultdt, G., 1970 a  
epidemiology, review  
Scandinavia
- Echinococcosis Iatsozhinskiĭ, Iu. D.; Zyskin, L. Iu.; Menchik, O. A.; and Molotkov, V. N., 1972 a  
human, intercostal, case report
- Echinococcosis Ibadov, I. Iu., 1963 a  
human, ovary, spontaneous rupture
- Echinococcosis Imperati, L., 1963 a  
Centro di Idatidologia, activity  
Sardegna
- Echinococcosis Imperati, L., 1963 b  
humans, control, review  
Sardegna
- Echinococcosis Ionescu, A.; et al., 1970 a  
hepatic cysts, biliary tract obstruction, jaundice, surgical management
- Echinococcosis Ionescu, A.; et al., 1971 a  
human hepatic, late postoperative complications, surgical management
- Echinococcosis Ismailov, A. G., 1972 a  
human, cyst of left breast, case report
- Echinococcosis Israël-Asselain, R.; et al., 1964 a  
human lung, kidney involvement, anuria, surgical aspects  
Paris
- Echinococcosis Ivancenco, O., 1959 a  
human lung, radiological diagnosis
- Echinococcosis Ivancenco, O., 1962 a  
human hepatic and pulmonary cysts, surgical management
- Echinococcosis Ivancenco, O.; et al., 1970 a  
human, cysts of thoracic areas, surgical procedures
- Echinococcosis Ivanissevich, O.; and Rivas, C. I., 1956 a  
human heart, extensive clinical and surgical review
- Echinococcosis Ivanissevich, O.; and Rivas, C. I., 1959 b  
human muscles, extensive clinical and surgical review
- Echinococcosis Ivanissevich, O.; and Rivas, C. I., 1965 a  
humans, surgical management, post operative wounds
- Echinococcosis Ivanissevich, O.; and Rivas, C. I., 1968 a  
surgical and post-operative management, hydatid pulmonary wounds
- Echinococcosis Jimenez Diaz, J., 1964 a  
case report, human kidney  
Cáceres, España
- Echinococcosis Juvara, I.; and Rădulescu, D., 1964 a  
human, acute cholecystitis, hydatid origin, surgical management

- Echinococcosis Juvara, I.; Vasilescu, D.; human, bronchial-biliary and Manescu, G., 1956 a fistula, surgical management
- Echinococcosis Kagan, I.G., 1970 a serological diagnosis, antigens, review
- Echinococcosis Karabaev, S. A., 1973 a human, lung, surgical treatment
- Echinococcosis Karaev, I. K., 1962 case reports, surgical and clinical aspects
- Echinococcosis Karapetian, E. T.; and Kazanchian, P. O., 1967 a human, single-stage bilateral resection of the lungs, case reports
- Echinococcosis Katdare, S. S., 1962 a human lung, X-ray diagnosis, clinical review
- Echinococcosis Khokhlov, N. F., 1966 a human, chemical treatment of fibrous capsule remaining after surgery, destruction of scolex, formalin
- Echinococcosis Khubenov, A.; and Giurov, G., 1966 a kidney small pelvis, 2 cases
- Echinococcosis Kiselev, A. E., 1966 a human, diaphragm, case report
- Echinococcosis Knierin, F.; and Niedmann, G., 1963 a diagnosis, hemagglutination
- Echinococcosis Kocaoğlu, H.; et al., 1972 a human kidney, arterial Turkey hypertension, nephrectomy, surgical aspects
- Echinococcosis Kocaoğlu, H.; Bayraktar, S.; and Ressamoğlu, E., 1972 a human kidney, case reports, differential diagnosis
- Echinococcosis Kogan, A. S., 1963 a human, liver, diagnosis
- Echinococcosis Korres, G., 1964 a child, mesenteric, surgical Greece treatment
- Echinococcosis Kotiger, Ia. S., 1965 a human, lung, surgery, various techniques
- Echinococcosis Kourias, B.G.; Gyftaki, E.; Preveretos, P.; and Binopoulos, D., 1970 a human liver, isotope scanning, pre-operative diagnosis, post-operative evaluation
- Echinococcosis Krasovitev, V. K., 1963 a human, lung, surgery leading to discovery of congenital lack of a pericardium, case report
- Echinococcosis Krutilin, G., 1965 a human, intra-abdominal suppurative cyst simulating acute appendicitis
- Echinococcosis Krylova, N. P.; and Sannikov, Ia. I., 1965 a alveolar, human, liver, clinical picture, differential diagnosis, cirrhosis
- Echinococcosis Kuliev, Sh. B., 1967 a human, liver, diagnosis, ultrasonics
- Echinococcosis Kulieva, Kh. D.; and Volynskii, Iu. D., 1963 a human, liver, diagnosis, angiography, case report
- Echinococcosis Kurashvili, B. E., 1968 a control Georgian SSR
- Echinococcosis Kuznetsov, V. A., 1964 a human, mediastinum, surgery, case report
- Echinococcosis Lagrot, F.; et al., 1968 a calcified hepatic cysts, classification, surgical management
- Echinococcosis Lagrot, F.; Coriat, P.; and Greco, J., 1967 a human hepatic cysts, variations, surgical treatment
- Echinococcosis Lagrot, F.; Coriat, P.; and Lavergne, E., 1963 a human liver, surgical management
- Echinococcosis Lahneche, B.; and Verot, R. A., 1967 a human liver, scintographic scanning, diagnosis
- Echinococcosis Laing, A. D. M. G., 1963 a dogs, eradication campaign New Zealand
- Echinococcosis L'Amazec, H.; et al., 1962 a human liver, associated with gall stones
- Echinococcosis Landi, E.; and Palomba, R., 1964 a human, cyst location in muscles, kidney, spleen, case reports
- Echinococcosis Landi, E.; Ronzoni, G.; and Baruffi, E., 1968 a human, muscle, superficial tissues, surgical management
- Echinococcosis Larghero Ybarz, P., 1956 a human heart, surgical treatment, case reports Uruguay
- Echinococcosis Larghero Ybarz, P.; and Venturino, W., 1963 a human, liver, x-ray diagnosis, figs.
- Echinococcosis Latourrette, F.; and Liard, W., 1970 a human thyroid, case reports, clinical review
- Echinococcosis Law, W.B., 1965 a human, spinal, extradural space, case report
- Echinococcosis Legrand, M., 1969 a human lung, diagnosis, clinical review
- Echinococcosis Lenzi, S.; Lodi, A.; Baldrati, F.; and Londei, D., 1965 a child, hepatic cyst, complicated by bronchial and biliary fistulas, case report Italy
- Echinococcosis Leushin, N. V., 1971 a dogs, phenasal, hexachlorophene
- Echinococcosis Lifschitz, J., 1970 a human, epidemiological survey northwestern Argentina
- Echinococcosis de Lima, R., 1969 a child, pulmonary, surgical treatment, case reports
- Echinococcosis Li Voti, P., 1963 a human, lung, review of current surgical aspects
- Echinococcosis Lockhart, J.; and Saprizza Vidai, C., 1958 a human, retroperitoneal, case reports Uruguay
- Echinococcosis Lombán Ojea, F.R.; Capdevielle, I.F.; and Vazquez Saavedra, C. E., 1970 a comparison, immunological diagnostic methods

- Echinococcosis human retroperitoneal cyst, clinical review, case report Lombardi, A. R.; and Esposito, S., 1969 a
- Echinococcosis immunopathology, review Londero, A. T., 1969 a
- Echinococcosis human, lung, surgical treatment Lorenzetti, L.; and Schivo, F., 1962 a
- Echinococcosis human spleen, clinical review Loyarte, H. F., 1966 a
- Echinococcosis human, spleen, review Loyarte, H. F.; et al., 1963 a
- Echinococcosis humans, liver, surgical treatment Lozano Blesa, R., 1966 a Spain
- Echinococcosis human, primary and secondary cysts, mediastinum, surgical management Lozano Mantecón, R.; and Lozano Blesa, R., 1971 a
- Echinococcosis human, primary cyst, mediastinum, differential diagnosis, clinical aspects Lozano Mantecón, R.; Lozano Blesa, R.; Solsona, F.; and Marin, F., 1969 a Spain
- Echinococcosis swine, records of 1960-64. Lübkke, R., 1972 a West Slovakia
- Echinococcosis human liver, pulmonary involvement, case report Luraguiz, N.D., 1970 a Tierra del Fuego
- Echinococcosis human, lung, rupture in bronchial tubes, X-ray picture, differential diagnosis Lur'e, A. M., 1968 a
- Echinococcosis human, lung, surgical treatment, high altitudes Maccagno Ferrero, V., 1961 a
- Echinococcosis African natives, differential diagnosis, subcutaneous swellings McClatchie, S.; and Bremner, A. D., 1969 a
- Echinococcosis cyst, human heart, surgical removal, case report McConchie, I., 1964 a Australia
- Echinococcosis bibliography Machado, J. H., 1963 a Brasil
- Echinococcosis human, animal, prevalence Machado, J. H., 1963 b Brazil
- Echinococcosis epidemiology Machado, J. H., 1963 c Brasil
- Echinococcosis man, kidney, manifesting as allergic rash, case report, surgical treatment Macioce, M., 1968 a Italy
- Echinococcosis human pulmonary, intrathoracic, differential diagnosis, clinical aspects McPhail, J. L.; and Arora, T. S., 1967 a India
- Echinococcosis human, X-ray diagnosis Mahmoud, S., 1966 a
- Echinococcosis human kidney, differential diagnosis, case report Makki, H., 1967 a Iraq
- Echinococcosis human heart, case reports, surgical management Malmejac, C.; Houel, J.; Metras, D.; and Pons, R., 1970 a
- Echinococcosis human, gigantic cyst, ovaries, case report Mamedov, I. M., 1970 a Kirovabad cancer clinic, Azerbaidzhan SSR
- Echinococcosis hepatic-biliary cyst, child, excretion of hydatid membrane Mañe-Garzon, F.; and Curbelo-Urroz, J.R., 1964 a Uruguay
- Echinococcosis possibility of biological treatment through immunization Manfredi, F.J., 1966 a
- Echinococcosis hepatic hydatid cysts, fistula into lungs, case reports Manfredi, F. J.; and Avanzi, J. J., 1963 a
- Echinococcosis humans, livestock, economic importance of infection Mango, A. M., 1971 d East Africa
- Echinococcosis human, epidemiological survey, statistics Manzino, B.E.; Giacomantone, O.A.; Trueba, J.E.; and Salvioli, J.E., 1970 a Plata, Argentina
- Echinococcosis human, non-healing liver cyst, treated with DZ litholitic solution Manzocchi, L.; and Russo, A., 1967 a
- Echinococcosis human, Budd-Chiari syndrome, hepatic hydatid origin, case report Marion, P.; Gallet, M.; and Boisson, A., 1967 a
- Echinococcosis human liver, clinical aspects, statistics Marotta, A.A.; Pérez, J.; and Cutropia, J., 1970 a Argentina
- Echinococcosis human, muscles, case reports, clinical review Marotta, A. A.; Pérez, J.; and Cutropia, J., 1970 b
- Echinococcosis human, pulmonary abscess, aspiration Martino, A.; and Piazza, R., 1966 a
- Echinococcosis human, liver, biliary hemorrhage di Martino, G.; and Lutz, E., 1964 a
- Echinococcosis human, control, sanitation Martoy, J., 1963 a Uruguay
- Echinococcosis control, sanitation, education Martoy, J., 1963 b
- Echinococcosis specific antibody variation, fluorescent microscopy technique, human Matossian, R. M.; et al., 1972 a
- Echinococcosis human, hepatic cysts, suppurative salmonellosis, complication Matossian, R. M.; and Najjar, F., 1968 a
- Echinococcosis biliary tract occlusion, humans, clinical review Matronola, F., 1960 a
- Echinococcosis human liver, surgical management, case reports Matute Vidal, A., 1964 a

- Echinococcosis ribs, humans, clinical and radiological aspects Maurizi Enrici, M., 1958 a
- Echinococcosis human, eye socket Melik-Aslanova, P. S.; and Mamedova, T. M., 1969 a Azerbaïdzhan SSR
- Echinococcosis human, lung, empyema, surgical treatment Melillo, G.; and Mori, D., 1969 a
- Echinococcosis prevention, need for international sanitary laws Mendy, R. M., 1966 a
- Echinococcosis human, history of international organizations of hidatidosis Mendy, R. M., 1970 a
- Echinococcosis human, anti-P agglutinins, blood group P substance Meyer de Tapia, G., 1964 a
- Echinococcosis human, renal, case reports, clinical aspects Mezzadrelli, U., 1965 a Italy
- Echinococcosis human, lung, rupture into pleural cavity, complications, surgical treatment, case report Migal, L. A., 1968 a
- Echinococcosis human heart, clinical review, electrocardiographic Minetto, E.; Lavezzaro, G.; and Dellepiane, G.<sup>2</sup>, 1966 a
- Echinococcosis human public health problem, close existence with dogs Minoprio, J. L.; et al., 1966 a Mendoza, Argentina
- Echinococcosis human, epidemiological survey Minoprio, J.L.; et al., 1970 a Argentina
- Echinococcosis human, control measures Minoprio, J.L.; Ferrara, J.C.; Tristán, O.; and Haedo, J.T., 1970 a el Sur de Mendoza, Argentina
- Echinococcosis human, uterus and ovary, case report, surgery Mirkov, K., 1969 a
- Echinococcosis X-ray diagnosis, case reports Moguillansky, P., 1966 a
- Echinococcosis human liver, radiological diagnosis Moguillansky, P., 1970 a
- Echinococcosis human liver, diagnosis, X-ray Moguillansky, P., 1970 b
- Echinococcosis humans, diagnosis, radiological methods Moguillansky, P., 1970 c
- Echinococcosis human spleen with extension into thorax, case report, surgical treatment Monaco, G.; and Brunetti, E., 1965 a
- Echinococcosis sanitation, prophylaxis Monti Crane, J. R., 1963 a
- Echinococcosis incidence de Moraes, L. L.; dos Santos, Z. L.; Scotti, S.; and Furtado, R., 1963 a São Pedro do Sul
- Echinococcosis human, Casoni's intradermal test, survey de Moraes, L. L.; dos Santos, Z. L.; Scotti, S.; and da Silva, R.V.F.F., 1963 a São Pedro do Sul (county)
- Echinococcosis human liver, surgical procedures Moral Torres, J., 1955 g
- Echinococcosis human lung, surgical management, review Moral Torres, J., 1958 a
- Echinococcosis morphological development within human hosts, review Moral Torres, J., 1968 a
- Echinococcosis epidemiology, statistics Morales, R.A., 1970 a Corrientes, Argentina
- Echinococcosis human liver, surgical treatment, review Moreno González-Bueno, C.; and Valoria Villamartin, J. M., 1970 a
- Echinococcosis human ischium, clinical, radiological and histological aspects, parasitic dissemination to periosteal tissue Moretti, O.; and Fiocca, S., 1965 a
- Echinococcosis cyst fluid, sheep, blood group P<sub>1</sub> substance, chemical analysis Morgan, W.T.J.; and Watkins, W.M., 1964 a
- Echinococcosis diagnosis, Casoni reaction Moya, V.; and Santamarina, G., 1963 b
- Echinococcosis bovine, incidence Mukhamadiev, S. A., 1970 a Tadzhikistan
- Echinococcosis dogs, arecoline hydrobromide, side effects Munday, B. L.; and Smith, M., 1972 a
- Echinococcosis human liver, surgical treatment Mur, F.; and Trias, R., 1972 a Barcelona, Spain
- Echinococcosis humans, thyroid Nacif Nora, J.; and Perinetti, H., 1966 a
- Echinococcosis possibility of immunity conferred by schistosome infection, human Naji, K.; Fakhri, O.; and Mousawy, K. M., 1972 a
- Echinococcosis epidemiological survey, man, domestic animals Náquira V., F.; Montesinos, H. J.; Córdova B., E.; and Valdivia, L., 1970 a Arequipa, Peru
- Echinococcosis human hepatic cyst, surgical removal, case report Naudin, G.; Testas, P.; Lessourd, G.; and Goumet, J. C., 1972 a France (native of Algeria)
- Echinococcosis human urinary tract, case report, surgical management Neagu, V.; and Crivda, S., 1957 a
- Echinococcosis human, incidence and mortality Neghme Rodriguez, A.; and Silva Campos, R., 1963 d Chile
- Echinococcosis human, epidemiology, review Nesa Boeri, M. A., 1966 a Entre Ríos, Argentina
- Echinococcosis human, surgical aspects Netto, S., 1963 a

- Echinococcosis humans, surgical management, diagnosis Neubauer, W.; and Wlandt, J., 1967 a
- Echinococcosis human kidney, case reports Nigro, E.; Ruiz, J.B.; Saigg, E.; and Lloret, O., 1970 a
- Echinococcosis human liver, surgical treatment, review Note, D., 1956 a
- Echinococcosis meat inspection, importance of liver examination Nunes Petisca, J. L., 1973 a
- Echinococcosis human liver, calcified cyst Oancea, T.; Voicu, G.; and Bachman, M., 1972 a
- Echinococcosis slaughtered animals Obukhova, Z. I., 1962 a
- Echinococcosis human, hepatic, rifamycin after surgical treatment Ojeda Gil, J., 1963 a
- Echinococcosis human liver, surgical treatment, statistics Olaciregui, J.C.; Balbi, C.; and Yamamoto, A., 1970 a
- Echinococcosis human liver, surgical treatment Olaciregui, J.C.; Trigo, E.R.; and Alberti, J., 1970 a
- Echinococcosis human, abdominal, thoracic involvement, clinical review Olaciregui, J.C.; Trigo, E.R.; and Tonelli, A.J., 1970 a
- Echinococcosis statistical survey, occurrence, hospital patients, 1951-1961 Olivares G., E.; and Alvarez, C., 1961 a
- Echinococcosis control, sanitation Olivera, J., 1970 a
- Echinococcosis human, renal, clinical aspects, review Orihuela Montero, N., 1966 a
- Echinococcosis children, pulmonary, diagnostic forms Orsi, A.; Ton, A.; and Meischenguiser, R., 1965 a
- Echinococcosis children, liver, diagnosis by radioisotope scan Osorio, A.; and Touya, J.J. (h.), 1968 a
- Echinococcosis epidemiology, statistics Ossola, A.L.; et al., 1970 a
- Echinococcosis human, liver, transcutaneous intrahepatic cholangiography, complications Ostrovskaia, I. M.; and Gal'perin, E. I., 1964 a
- Echinococcosis ecological factors, epidemiology Otárola Salcedo, G., 1970 a
- Echinococcosis humans, incidence survey, statistics, increased incidence with increase in stock-raising Ottaviano, I., 1964 a
- Echinococcosis human bone, surgical repair, bone grafting Ottolenghi, C. E., 1972 a
- Echinococcosis human, diaphragm, surgery Ovnatanian, K. T.; Zavgorodniĭ, L. G.; and Kravets, V. M., 1964 a
- Echinococcosis human peritoneal cavity, alveolar type, case report, clinical aspects Özer, A., 1965 a
- Echinococcosis human, retro-vesicular, case reports, clinical review Padalino, A.; della Penna, G. F.; and Sunseri, S., 1957 a
- Echinococcosis human, primary, secondary cysts, mediastinum, pleura, clinical review, pathology Paliaga, A.; Paliaga, B.; and Nemeth, A., 1966 a
- Echinococcosis human liver, surgical treatment, review Palma, F.; Gomez, A.; and Palomo, J. L., 1971 a
- Echinococcosis human, survey, incidence, distribution Pampiglione, S., 1965 c
- Echinococcosis eosinophilia, human Panaitescu, D., 1970 b
- Echinococcosis survey, goats and dogs Pandey, V. S., 1971 b
- Echinococcosis hydatid fluid, lungs, goats, total nitrogen, non-protein nitrogen, protein nitrogen, protein content Pandey, V. S., 1971 d
- Echinococcosis human liver, surgical treatment, review Papadimitriou, J.; and Mandrekas, A., 1970 a
- Echinococcosis human hepatic, with resulting biliary fistula and common duct obstruction, surgical management Papahagi, E.; et al., 1959 a
- Echinococcosis 11-year-old child, heart, case report, surgical treatment Papaioannou, A.; Gavriilidou, E.; and Danelatou-Athanassiadou, C., 1966 a
- Echinococcosis human heart, clinical review, case reports Papamichael, E.; Ikkos, D.; Milingos, M.; and Yannacopoulos, J., 1971 a
- Echinococcosis human kidney, clinical review, case report Păsculescu, T.; and Blidaru, P., 1959 a
- Echinococcosis human, hydatid fluid, proteins, sugars Paulete-Vanrell, J.; et al., 1963 a
- Echinococcosis hydatine, pigmentation of tadpoles Paulete-Vanrell, J.; Caticha, W. T.; Mattered, N.; and Saenz, A. C., 1963 a
- Echinococcosis immunity, antigens, hydatine and alcoholic extracts, hydatid fluid Paulete-Vanrell, J.; Mattered, N.; Saenz, A. C.; and Caticha, W. T., 1963 a
- Echinococcosis fractions of hydatid fluid, action on chromosomes of onion Paulete-Vanrell, J.; de Mori, C.; and Saenz, A. C., 1963 a
- Echinococcosis humans, sensitized guinea pigs and hamsters, serum protein changes Paulete-Vanrell, J.; and Saenz, A. C., 1963 b
- Echinococcosis fractions of hydatid fluid, effect on bacterial growth Paulete-Vanrell, J.; Scaglia de Paulete, S.; and Mattered, N., 1963 a

- Echinococcosis  
effect of hydatine on  
growth and mitosis of  
onion Paulete-Varell, J.; Scaglia  
de Paulete, S.; Saenz, A. C.;  
and de Mori, C., 1963 a
- Echinococcosis  
peritoneal development,  
experimental animals, factors of  
variability, statistics Pauluzzi, S.; and de Rosa,  
F., 1969 b
- Echinococcosis  
diagnosis, intradermal  
reaction, scolex antigen Pautrizel, R.; and Barthe,  
J.P., 1970 a
- Echinococcosis  
human hepatic cysts, surgical  
treatment Pegullo, J. L., 1967 a
- Echinococcosis  
human, pelvis Pekhivanov, K.; and Nedev,  
N., 1971 a
- Echinococcosis  
human, retrovesicular, clinical  
review, case reports Peláez Redondo, M., 1968 a
- Echinococcosis  
human, liver, value of pre-operative  
cholangiogram, possible multiple  
cysts Pelissier, G., 1967 a
- Echinococcosis  
human hepatic cysts, surgical  
treatment, external drainage Pelissier, G., 1967 b
- Echinococcosis  
prophylaxis Pellegrini, D., 1963 b  
Sardegna
- Echinococcosis  
humans, control, review Pellegrini, D., 1964 b  
Sardegna
- Echinococcosis  
human liver, case report,  
bronchial-biliary fistula,  
surgical treatment Pera, C.; Capdevila-Torra, J.;  
and Morillo, F., 1970 a  
Spain
- Echinococcosis  
human spine, surgical  
aspects, review Peraita, P.; and Anastasio,  
J. V., 1956 a
- Echinococcosis  
human kidney, radiological  
diagnosis Pereyra, E.; Muguillansky, P.;  
and Pereyra, J.C., 1970 a  
Argentina
- Echinococcosis  
human kidney, radiological  
diagnosis, surgical treatment Pereyra, E.; Muguillansky, P.;  
and Pereyra, J.C., 1970 b
- Echinococcosis  
human, lung, review of surgical  
procedures Pérez, J.; et al., 1970 a
- Echinococcosis  
human eye, case reports,  
clinical review Pérez, J.; Marotta, A.A.; and  
Eutropia, J., 1970 a
- Echinococcosis  
human diaphragm, review Perez Fontana, V., 1956 a
- Echinococcosis  
children, statistics, medical-social  
aspects Perez Fontana, V., 1956 b
- Echinococcosis  
human brain, case reports,  
clinical review Perez Fontana, V., 1956 c
- Echinococcosis  
children, clinical and epidemiological  
review Perez Fontana, V., 1960 a
- Echinococcosis  
prophylaxis, human, animal Perez Fontana, V., 1963 b
- Echinococcosis  
human, cyst in cheek Perez-Fontana, V., 1963 c
- Echinococcosis  
human, neck, diagnosis,  
case reports Perez Fontana, V., 1963 d,
- Echinococcosis  
human, clinical review, diagnosis Perez Fontana, V., 1966 b
- Echinococcosis  
human, abdominal cavity,  
cyst differentiation Perez Fontana, V., 1967 a
- Echinococcosis  
human, secondary cyst of pelvic  
region Perez Fontana, V., 1967 b
- Echinococcosis  
immunization, hydatidoma, sheep Perez Fontana, V., 1967 e
- Echinococcosis  
hidatidoma, diagnostic antigen,  
experimental animals Perez Fontana, V., 1967 h
- Echinococcosis  
immunization trials, experimental Perez Fontana, V., 1967 i
- Echinococcosis  
immunization, dog, hidatidoma  
antigen Perez Fontana, V., 1967 j
- Echinococcosis  
possible control, immunization  
with hidatidoma vaccine Perez Fontana, V., 1967 k
- Echinococcosis  
human, review of surgical  
procedures Perez Fontana, V., 1967 l
- Echinococcosis  
biological control Perez Fontana, V., 1967 m
- Echinococcosis  
diagnosis, benign coloidal  
reacción Perez Fontana, V., 1970 a
- Echinococcosis  
human, biological control,  
prevention Perez Fontana, V., 1970 b
- Echinococcosis  
irradiated fractions  
of hydatid fluid, effect  
on various plant seeds Perez Fontana, V.; Mátterá,  
N.; Paulete-Varell, J.; and  
Caticha, W. T., 1963 a
- Echinococcosis  
human, immunology,  
antigens Perez Fontana, V.; Saenz,  
A. C.; and Paulete-Varell,  
J., 1963 b
- Echinococcosis  
human, ovine, bovine,  
1922-1960, incidence Perez Fontana, V.; Saenz,  
A. C.; and Paulete-Varell,  
J., 1963 c  
Uruguay
- Echinococcosis  
human, cyst liquid, protein  
identification, precipitation,  
gel diffusion Pettithory, J., 1969 a
- Echinococcosis  
cattle, abnormal milk  
composition, histological,  
pathological study Piana, G., 1956 a, figs.
- Echinococcosis  
human, pancreas, surgical  
management, case  
report Piardi, A.; and Santoni, U.,  
1961 a  
Italia
- Echinococcosis  
human hepatic, X-ray  
diagnosis for possible splenic  
involvement Pietri, H., 1967 a
- Echinococcosis  
human heart, constrictive  
pericarditis, ruptured  
cardiac cyst, surgical  
treatment Pinch, L. W.; and Sabet, A.,  
1972 a  
Mishad, Iran



- Echinococcosis Pinet, F.; et al., 1967 a  
human, liver, diagnosis, scintoradiography
- Echinococcosis Pino, G., 1956 a  
human lung, respiratory function impairment, radiological diagnosis, clinical review
- Echinococcosis Pinotti, H.W.; and Fogliatto, J., 1970 a  
human liver, surgical treatment
- Echinococcosis Piquinela, J. A., 1956 b  
human, liver, biliary tract involvement, surgical treatment
- Echinococcosis Piulachs, P.; and Suñol, J., 1972 a  
human liver, surgical treatment, case reports  
Spain
- Echinococcosis Pizarro, D.; Campero, E.; Atlas, A.; and Duscevic, T., 1963 a  
human, hepatic hydatid cysts, fistulas
- Echinococcosis Pizarro, D.; Campero, E.; Atlas, A.; and Vaquerizo, A., 1963 a  
human, hepatic hydatid cyst, fistula into lungs
- Echinococcosis Pizzocco, E., 1960 a  
human spleen, case report, differential diagnosis
- Echinococcosis Poch, A. L.; and Gil Solares, O., 1963 a, figs.  
human, pelvis, abdomen, case reports
- Echinococcosis Pompei, E., 1967 a  
prevention, control, transmission, dogs to man
- Echinococcosis Pongiglione, R.; Giordano, S.; and Pelizza, A., 1964 a  
9-year-old child, multiple secondary lung and pleura cysts, primary lung cyst 6 years previously  
Italy
- Echinococcosis Popescu, C., 1958 a  
human hepatic, multiple cysts, surgical management
- Echinococcosis Popescu, V.; et al., 1957 a  
human lung, surgical treatment
- Echinococcosis Popescu, V.; Bîrzeanu, A.; Gorgcovaz, V.; and Moldovan, I., 1959 a  
human hepatic, clinical review, surgical treatment
- Echinococcosis Popugaev, V. I., 1963 a  
human, spleen, case reports, surgery
- Echinococcosis Praderi, L. A.; and Cassinelli, D., 1970 a  
thoracic complications of hepatic cysts, surgical management
- Echinococcosis Praderi, R.; Lopez, E.; and Rago, M., 1970 a  
human peritoneal, with complicating hemorrhage, ascites, surgical management, case reports
- Echinococcosis Properzi, A., 1961 a  
human diaphragm, surgical management, case reports
- Echinococcosis Properzi, A., 1962 a  
human, hepatic cysts extending into biliary tract, clinical review, surgical treatment
- Echinococcosis Proscia, N.; and Sorisio, P., 1968 a  
human, liver cyst, jaundice, rupture into biliary ducts, surgical removal  
Northern Italy
- Echinococcosis Psomopulos, N.; Vlahakis, M.; and Xyromeritis, N., 1970 a  
epidemiology, control, man, animals  
Greece
- Echinococcosis Puig, R.; Rubio, R.; and Touya, J. J. (hijo), 1970 a  
human liver, case report, surgical treatment, X-ray diagnosis
- Echinococcosis Puig, R.; Rubio, R.; and Touya, J. J. (hijo), 1970 b  
human liver, diagnosis, scintography, radiography
- Echinococcosis Puig Massana, M., 1961 a  
human liver, surgical treatment  
Spain
- Echinococcosis Rabinovich, I. M., 1963 a  
human, lung, associated with diaphragmatic hernia, case report
- Echinococcosis Radulescu, D., 1972 a  
human hepatic, post-surgical management, cavity drainage  
Rumania
- Echinococcosis Radulescu, M.; and Tașcă, C., 1961 a  
human thyroid, surgical management, clinical review
- Echinococcosis Rainusso, A. E.; Sokolowicz, I.; and Uturbey, F., 1963 a  
case report
- Echinococcosis Ramírez, M.; et al., 1971 a  
human, epidemiological survey, rural sheep raising area  
Colchagua Province, Chile
- Echinococcosis Ramon, L., 1966 a  
human, statistics  
Neuquén, Argentina
- Echinococcosis Ranque, J.; and Quilici, M., 1971 a, fig.  
serological diagnosis, immunofluorescence, immunoprecipitation, techniques
- Echinococcosis Raso, A. M.; Dedola, G.; and Bianchi, M., 1969 a  
human, calcified liver cysts, pathology, surgical excision
- Echinococcosis Ratiu, O.; Rosca, M.; Badralaxe, L.; and Platăreamu, R. V., 1972 a  
human hepatic, post-surgical management of cystic cavities  
Rumania
- Echinococcosis Re, P. M., 1970 a  
immunity, skin reactions
- Echinococcosis Re, P.M., 1970 b  
human, need for sanitary education, control

- Echinococcosis  
Ratafa indica maxima  
(lungs) Reddy, K. R.; and Khan, K. G. A., 1970 a  
Malabar region, India  
(Nehru Zoological Park,  
Hyderabad)
- Echinococcosis Rescigno, B.; et al., 1965 a  
human, lung, value of hepatic scanning, radioisotopes in  
diagnosis
- Echinococcosis Ricci, C.; and Bellucci, M.,  
1956 a  
human lung, surgical  
management, review
- Echinococcosis Ricci, C.; Marciani, A.; and  
Petragani-Ciancarelli, F.,  
1965 a  
human lung, surgical  
removal
- Echinococcosis Ricci, C.; and Santoro, E.,  
1965 a  
human, multiple bilateral  
pulmonary cysts, surgical  
excision
- Echinococcosis Rico, C. M., 1963 a  
cystic and alveolar, etiology
- Echinococcosis Rico, C. M.; and Astrada, O.,  
1966 a, figs.  
humans, animals, epidemi-  
ology, control, review Córdoba, Argentina
- Echinococcosis Rico, C.M.; Astrada, O.; and  
López, J.R., 1970 a  
human, statistics Córdoba, Argentina
- Echinococcosis Rico, C.M.; Astrada, O.; and  
Viera, R., 1970 a  
human, ecological factors,  
vectors Córdoba, Argentina
- Echinococcosis Rico Blázquez, J.; and Paz  
Espeso, F., 1967 a  
human pleural, hydatid  
pneumothorax
- Echinococcosis Rios-Bruno, G.; and Gateño-  
Yaffe, N. J., 1972 a  
human hepatic, gall  
bladder fistula, case  
report Uruguay
- Echinococcosis Rives, J.; Stoppa, R.; and  
Richaud, C., 1967 a  
human hepatic cysts,  
surgical treatment
- Echinococcosis Rolfo, F.; and Baima-Bollone,  
P. L., 1964 a  
human pulmonary, exper-  
imental use of ultrasonics in diagnosis
- Echinococcosis Romboli, B.; del Bono, G.;  
and Pellegrini, N., 1963 a  
ovine, lungs, pathogene-  
sis, complications
- Echinococcosis Romboli, B.; and Casarosa,  
L., 1963 a  
ovine, bovine, lungs,  
liver, rupture of cyst
- Echinococcosis la Rosa G., V., 1968 a  
tetramisole, thiabendazole compared, sheep
- Echinococcosis Roviralta, E., 1956 a  
child, thyroid, case report
- Echinococcosis Rubio D., M.; Hering, E.;  
and Ross, G., 1963 a  
children, incidence,  
localization, diagnosis
- Echinococcosis Rumenov, I., 1965 a  
clinical review, unusual cyst locations, surgical  
management
- Echinococcosis Sadrieh, M.; Dutz, W.; and  
Navabpoor, M. S., 1967 a  
human pulmonary, occur-  
rence, differential diag-  
nosis, clinical aspects Iran
- Echinococcosis Saenz, A.C. (hijo); et al.,  
1963 a  
hydatine, sensitized  
hamsters and guinea pigs, local reaction
- Echinococcosis Saenz, A. C. (hijo); Caticha,  
W. T.; and Mattered, N., 1967 a  
comparison, total nitro-  
gen, antigen preparations
- Echinococcosis Saenz, A. C. (hijo); and Dorsa,  
N., 1967 a  
antigen preparation,  
total nitrogen, hidatidina
- Echinococcosis Saenz, A.C. (hijo); and Pau-  
lete-Vanrell, J., 1963 a,  
fig.  
rabbits, dogs, pathology
- Echinococcosis Saenz, A.C. (hijo); and Pau-  
lete-Vanrell, J., 1963 b  
antigen standardization,  
review
- Echinococcosis Saenz, A. C. (hijo); Paulete-  
Vanrell, J.; and Caticha,  
W. T., 1967 a  
serological study,  
effects of hidatidina  
antigens, experimental animals
- Echinococcosis Saenz, A.C. (hijo); Paulete-  
Vanrell, J.; and Mattered, N.,  
1963 a  
hydatid fluid, hydatine,  
effect on growth of  
bacteria
- Echinococcosis Saenz, A.C. (hijo); Paulete-  
Vanrell, J.; Mattered, N.; and  
Caticha, W. T., 1963 a  
hamsters, guinea pigs,  
blood changes produced  
by injection of hydatine

- Echinococcosis bibliography Saiz Moreno, L., 1963 a Spain
- Echinococcosis man, domestic animals, control Saiz Moreno, L., 1970 a Spain
- Echinococcosis immunodiagnosis, prophylaxis, treatment, review Saiz Moreno, L., 1971 a
- Echinococcosis human pulmonary, clinical aspects, atypical symptoms Sánchez León, F.; Sastre Martín, R.; and Alvarez García, D., 1964 a
- Echinococcosis epidemiology, humans Sández, O.G.; and Caponetto, M., 1970 a San Martín de los Andes
- Echinococcosis human, bone, total transplant Sanmartino, M.R.; and De Schant, F.E., 1970 a
- Echinococcosis rupture hepatic hydatid cyst with concomitant cholerrhagia, case report, Sans Segarra, M.; Font Pascual, J.; and Curto Cardus, J., 1971 a surgical management
- Echinococcosis human, case report, cysts of lung and liver, simultaneous amoebiasis Sanyal, S.; Mukherjee, A. K.; Chatterjee, B. P.; and Chakravarti, H. S., 1962 a India
- Echinococcosis calcified hepatic cysts, radiological and surgical aspects Sturlan, L.; and Titescu, V., 1963 a
- Echinococcosis human, spleen, multilocular cysts, diagnosis, splenoportography, surgery, case report Senenko, A. N.; Gusev, V. P.; Krynskiĭ, O. M.; and Tiurin, E. I., 1965 a
- Echinococcosis cattle, deterioration of meat quality Serdiuk, V. V., 1970 a
- Echinococcosis human hepatic, diagnosis, surgical treatment, case reports Serrano Sanchez, P. A.; Clerigué Lozano, A.; and Martínez-Piñeiro, M., 1971 a
- Echinococcosis common bile duct obstruction after surgical procedure for removal of hepatic cyst Setlavec, D.; Niculiu, G.; Stăncescu, M.; and Popa, G., 1967 a
- Echinococcosis hydatid antigen, effect on pollen Severino Brea, R., 1963 a
- Echinococcosis human, importance of dog and roach vectors Severino Brea, R., 1970 a
- Echinococcosis human, kidney, case report, X-ray diagnosis, surgical excision Sforza, I.; and Siciliano, C., 1962 a
- Echinococcosis human, surgery, extensive liver resection following primary nonradical operations, case reports Shapkin, V. S., 1964 a
- Echinococcosis human, cyst localized in the right lumbar muscle and right Poupert's ligament, case report Shaposhnikov, V. I.; and Obydenova, E. N., 1965 a
- Echinococcosis human, lung, metastasis to heart, case report Shevtsova, B. B., 1965 a
- Echinococcosis human, single-stage bilateral echinococectomy of the lungs, diaphragm, and liver, case report Shmat'ko, I. T.; and Vereiutin, Iu. M., 1966 a
- Echinococcosis epidemiology, statistics Silva Campos, R.; Faiguenbaum A., J.; and Neghme Rodríguez, A., 1970 a Chile
- Echinococcosis human, primary cyst, spleen, clinical review, surgical management Silvestri, F., 1964 a
- Echinococcosis buffalo (ventricular cavity) Singh, K. P.; and Singh, C. M., 1970 b Uttar Pradesh
- Echinococcosis human cysts, pancreas, lung, surgical management, case report Sipos, T.; Stoica, V.; Rujdea, N.; and Brădișteanu, F., 1962 a
- Echinococcosis human, first 3 reported cases, no explanation for low incidence Sirol, J.; and Lefevre, M., 1971 a Fort-Lamy, Chad
- Echinococcosis human, cyst involving liver, gall bladder and abdominal cavity Sokolowicz, I., 1970 a
- Echinococcosis humans, importance of sanitation Soria, P.E., 1970 a Argentina
- Echinococcosis human, review of infrequent cyst locations, surgical management Spennati, D.; and Pomidori, A., 1957 a
- Echinococcosis human, multiple pericardial cysts, rupture of pulmonary artery, surgical repair Stăncescu, M.; et al., 1963 a

- Echinococcosis human, FAO/WHO report Steele, J. H., 1967 a Iceland; New Zealand
- Echinococcosis control, dogs and humans, progress report Stephens, W. H., 1971 a Tasmania
- Echinococcosis human, liver, case reports Stirling MacDougall, A., 1963 a
- Echinococcosis human hepatic, surgical removal, elimination of residual cavity Stoica, T., 1971 a
- Echinococcosis survey, dogs, cattle, sheep, plan for control Stoimenov, K. A., 1971 a Shumen okrug
- Echinococcosis human, pancreas, case report Strada, L., 1966 a
- Echinococcosis human kidney, radiological diagnosis Streja, M.; and Stoianovici, S., 1957 a
- Echinococcosis human, liver, diagnosis, direct transumbilical porto-hepatography, case reports Suvorova, T. A.; et al., 1965 a
- Echinococcosis human vertebral, clinical and literature review, surgical management Száva, I.; Geambazu, E.; Vánky, F.; and Cozmată, M., 1969 a
- Echinococcosis human lung, surgical management, review Taiana, J. A.; Schieppati, E.; Aracama Zorraquin, V. A.; and Lacour, G. A., 1956 a
- Echinococcosis children, liver, diagnosis, surgical treatment Taibo-Canale, W., 1967 a Uruguay
- Echinococcosis children, lungs, diagnosis, surgical treatment Taibo-Canale, W., 1967 b Uruguay
- Echinococcosis human, case reports, atypical localization and course of disease, complications Tairov, A. N.; Ibragimov, A. Sh.; and Tairova, Z. A., 1970 a
- Echinococcosis human spleen, clinical review Taspinar, A. H., 1967 a Turkey
- Echinococcosis human dorsal vertebral column, clinical review, diagnosis, surgical management Tallez de Peralta, F. J., 1971 a
- Echinococcosis humans, ruptured cysts, surgical management, case reports Theodorescu, D., 1960 a
- Echinococcosis human, diagnosis, clinical review Theodorescu, D., 1962 a
- Echinococcosis child, fatal cerebral cyst Theodorescu, D.; Mitroi, V.; and Radulian, A., 1968 a
- Echinococcosis human peritoneal, as cause of ascites Thiodet, J.; and Thiodet, J., 1956 a, figs.
- Echinococcosis meat packing industry, parasitic problems, literature review Thornton, H., 1969 a
- Echinococcosis Tkachuk, R. F., 1967 a human, cyst of the retroperitoneal cellular tissue infiltrating the inguinal and femoral areas, case report
- Echinococcosis human hepatic, complications, surgical management, review Toader, C.; Turdeanu, N.; and Fodor, I., 1971 a
- Echinococcosis human, hepatic hydatid cysts, fistula into lungs Tobler, H. O., 1963 a, figs.
- Echinococcosis humans, hepato-thoracic fistulas, clinical review, surgical management Tomalino, D., 1964 a
- Echinococcosis human, cyst, left ventricular wall, case report Tomk, J., 1962 a Czechoslovakia
- Echinococcosis human lung, diagnostic review Ton, A., 1970 a
- Echinococcosis human, world-wide survey, occurrence, epidemiology, review Toole, H.; and Messaris, G., 1969 a
- Echinococcosis human liver, rupture into bile duct, jaundice Torma, S., 1971 a
- Echinococcosis human, diagnosis Touya, J. J. (hijo); et al., 1963 a
- Echinococcosis humans, diagnosis, radioisotope scanning Touya, J. J. (hijo); et al., 1970 a
- Echinococcosis human lung, X-ray diagnosis Trajtenberg, J.; et al., 1970 b
- Echinococcosis human liver, thoracic involvement, case reports Trajtenberg, J.; et al., 1970 c
- Echinococcosis human, case report, intestinal omentum Trajtenberg, J.; et al., 1970 d Argentina
- Echinococcosis human lung, surgical treatment Trigo, E.R.; Bresan, E.; and Domínguez, R.M., 1970 a
- Echinococcosis human, mediastinum, case report Tychinkina, A. K., 1965 a
- Echinococcosis human lung, surgical resection, clinical review Ulmet, V.; and Hossu, I., 1964 a
- Echinococcosis human lung, surgical treatment, review Vaccarezza, O.A., 1970 a
- Echinococcosis human, difficulty of diagnosis Val; et al., 1964 a Spain
- Echinococcosis peritoneal cysts, chronic peritoneal complications, surgical management, review of current procedures Valls, A., 1971 a Uruguay
- Echinococcosis passage of host immunoglobulins into hydatid cyst fluid, mice cysts transplanted to guinea pigs Varela-Diaz, V. M.; and Coltorti, E. A., 1972 a
- Echinococcosis human, treatment Vasconcello, A. O. M., 1963 a

- Echinococcosis human lung, surgical management Vasilescu, D., 1958 a
- Echinococcosis human lung, surgical treatment Venesio, J.C.; and Zabert, E.I., 1970 a Argentina
- Echinococcosis human thorax, surgical treatment Venesio, J.C.; Zabert, E.I.; and Scuteri, R., 1970 a
- Echinococcosis human liver cyst, rupture into stomach, case reports Videau, J.; and Dumont, J.M., 1965 a
- Echinococcosis human diaphragm, causing splenic rupture, case report Villar, J.; Fiz, G.; Churet, J.P.; and Farneix, M., 1965 a
- Echinococcosis human hepatic cyst, case report, perforated intestine, surgical treatment Vinaixa Callau, F., 1964 a Spain
- Echinococcosis children, central nervous system involvement, clinical aspects, surgical removal Viñas, F. J.; and de Viñas, M. S., [1972 a] Argentina
- Echinococcosis human hepatic cyst, clinical management Violante, F.; Córdova, H.C.; and Córdova, H., 1970 a Neuquen, Argentina
- Echinococcosis cholecystitis, human, hydatid origin, surgical management Voicu, F.; and Avramescu, S., 1969 a
- Echinococcosis cattle, clinical aspects Vucković, N., 1972 a
- Echinococcosis human, blood group P<sub>1</sub> substance, anti-P<sub>1</sub> agglutinins Watkins, W.M.; and Morgan, W.T.J., 1964 a
- Echinococcosis human, history Whitten, L. K., 1963 d New Zealand
- Echinococcosis human, diagnosis, latex agglutination test, Boerner slides Williams, J.F.; and Prezioso, U., 1970 a
- Echinococcosis children, lungs, surgical treatment Yannicelli, R. B., 1962 a Uruguay
- Echinococcosis human, primary public health problem Zabert, E. I., 1966 a Zapala and Centenario, Argentina
- Echinococcosis epidemiological survey Zabert, E.I.; Kurchan, N.; and Pellin, O., 1970 a Neuquen, Argentina
- Echinococcosis human, statistics Zabert, E.I.; Kurchan, N.; Pellin, O.; and Venesio, J.C., 1970 a Neuquén, Argentina
- Echinococcosis human eye and eye orbit, clinical review, treatment with photocoagulation Zaldivar, R. E., 1966 a
- Echinococcosis human heart, with lung involvement, case report Zasetskii, E. E., 1967 a
- Echinococcosis control, sanitation, education de Zavalata, E., 1970 a
- Echinococcosis survey, infection in domestic animals de Zavalata, O.; and Quiroga, H.A., 1970 a Neuquén Province, Argentina
- Echinococcosis human, kidney, case report Zhukovitskii, I. M., 1963 a
- Echinococcosis human, liver, differential diagnosis, cancer, case reports Zhukovitskii, I. M., 1963 b
- Echinococcosis diagnosis, radioisotopes Ziliotto, D., 1971 a
- Echinococcosis child, cardiac failure during surgical removal of hepatic cyst, result of undiagnosed secondary cardiac cyst Zugravu, B.; et al., 1967 a
- Echinococcosis incidence, sheep, goats Zurliński, P., 1970 a Varna, Bulgaria
- Echinococcus human nervous system, diagnosis, review Arana-Iniguez, R.; and López-Fernández, J. R., 1967 a
- Echinococcus larval cysts, distribution, liver, lungs, domestic ruminants Asadova, S. S., [1971 a]
- Echinococcus human lung cysts, clinical review, diagnosis, surgical treatment Barrie, J., 1962 a
- Echinococcus host albumin and IgG levels in sheep hydatid cyst fluid; species specificity of IgG in hydatid fluid from human, sheep, mouse, gerbil Coltorti, E. A.; and Varela-Diaz, V. M., 1972 a
- Echinococcus etiology, epidemiology, treatment, prophylaxis Euzebey, J. A., 1971 a, 163 pp.
- Echinococcus skin test survey, human Ježek, Z.; Rusinko, M.; Mingir, G.; and Cerenshimid, O., 1971 a Mongolian People's Republic
- Echinococcus mebendazole, dogs, cats Niemand, H. G., 1973 a
- Echinococcus human heart, differential diagnosis, surgical treatment Papo, I.; and Savić, S., 1962 a
- Echinococcus human spleen, surgical treatment, incidence Psathakis, N., 1963 a
- Echinococcus kidney, clinical findings, case histories Schmucki, O.; Sulmoni, A.; and Pupato, F., 1973 a
- Echinococcus history, morphology, biology of South American species Szidat, L., 1971 a, figs.
- Echinococcus human lung, surgical aspects, complicated by elevation of diaphragm post-operatively, case reports Tvrtković, R.; and Najdanović, M., 1966 a Yugoslavia
- Echinococcus sp. *Ootodon degus* Alvarez Bustos, V., 1963 a Chile
- Echinococcus [sp.] orangutans Bernstein, J. J., 1972 a California zoo

- Echinococcus* sp.  
Dusicyon gymnocercus  
D. griseus  
lechón (exper.)  
cordero "  
ratón blanco (exper.)  
rata algodonera "
- Blood, B. D.; and Lelijveld, J. L., 1966 a  
all from Argentina
- Echinococcus* [sp.]  
*Lepus europaeus*  
Dusicyon culpaeus
- Schantz, P. M.; Lord, R. D.; and de Zavaleta, O., 1972 a, pl.  
all from Province of Neuquén, Argentina
- Echinococcus* sp., forme larvaire  
Phacochoerus aethiopicus  
Potamochoerus porcus
- Troncy, P. M.; Graber, M.; and Thal, J., 1972 a  
all from Central Africa
- Echinococcus alveolaris*  
diagnosis, human, liver
- Bähr, R.; Heymann, H.; Wenzel, R.; and Helwing, E., 1972 a
- Echinococcus alveolaris*  
human liver, surgery, treatment with Tepal
- Bregadze, I. L., 1963 b
- Echinococcus alveolaris*  
human, incidence 1956-1969
- Drolshammer, I.; Wiesmann, E.; and Eckert, J., 1973 a  
Schweiz
- Echinococcus alveolaris*  
German forester, liver involvement, occupational disease
- Schüttmann, W., 1967 a  
South Thuringia, Germany
- Echinococo[us] alveolaris*  
human, surgical treatment
- Stucke, K., 1963 a
- Echinococcus cruzi*  
"further evidence that *E. cruzi* is a synonym of *E. oligarthrus*"
- Sousa, O. E., 1970 a
- Echinococcus cysticus*  
diagnosis, human, liver
- Bähr, R.; Heymann, H.; Wenzel, R.; and Helwing, E., 1972 a
- Echinococcus cysticus*  
human, incidence 1956-1969
- Drolshammer, I.; Wiesmann, E.; and Eckert, J., 1973 a  
Schweiz
- Echinococcus granulosis*  
humans, epidemiological survey
- Adonajko, A.; and Gancarz, Z., 1967 a  
Poland
- Echinococcus granulosis*  
human, lung, case report
- Afonja, A. O.; et al., 1972 a  
Nigeria
- Echinococcus granulosis*  
survey
- Afshar, A.; Nazarian, I.; and Baghban-Baseer, B., 1971 a  
south Iran
- Echinococcus granulosis*  
protoscolices, RNA characterization
- Agosin Kankolsky, M.; Repetto, Y.; and Dicowsky, L., 1971 a
- Echinococcus granulosis*  
human, epidemiology
- Akhundov, N. Iu., 1967 a  
Azerbaijan SSR
- Echinococcus granulosis*  
human, serological diagnosis, immunofluorescence, 300 cases, confirmed by surgery
- Ambroise-Thomas, P.; and Kien Truong Thai, 1970 a  
300 cases, confirmed by surgery
- Echinococcus granulosis*  
prevalence, dogs and sheep
- Andersen, F. L.; Wright, P. D.; and Mortenson, C., 1973 a
- Echinococcus granulosis*  
role of hormones, castration of dogs, control, review
- Arambillette, L., 1973 a
- Echinococcus granulosis*  
Camelus bactrianus
- Asadov, S. M.; and Kolesnichenko, M. L., 1973 a  
Azerbaijan
- Echinococcus granulosis*  
epidemiology, life cycle  
*Canis familiaris* (exper.)
- Babero, B.B.; and al-Dabagh, M.A., 1963 a, figs.
- Echinococcus granulosis*  
(Batsch, 1786)  
epidemiology, dogs as vectors, human infection
- Babero, B. B.; and al-Dabagh, M. A., 1963 b, figs.  
Iraq
- Echinococcus granulosis*  
in vitro culture, developmental stages, comparison with *E. multilocularis*
- Benex, J., 1969 a
- Echinococcus granulosis*  
experimental secondary infection, mice
- Benex, J., [1969 d], pl., figs.
- Echinococcus granulosis*  
human health problems, control
- Blood, B. D., 1956 a
- Echinococcus granulosis*  
human, control
- Blood, B.D., 1970 a
- Echinococcus granulosis*  
inhalation not potential risk in transmission, exper. animals
- Borrie, J.; Gemmell, M. A.; and Manktelow, B. W., 1965 a
- Echinococcus granulosis*  
importance in animal husbandry
- Bratanov, V., 1972 a
- Echinococcus granulosis*  
Odocoileus hemionus columbianus  
*O. h. hemionus*  
*O. h. californicus*  
*O. h. inyoensis*  
*O. h. fuliginatus* (lungs of all)
- Brunetti, O.A.; and Rosen, M.N., 1970 a  
all from California
- Echinococcus granulosis*  
tetramizol, no activity, dogs
- Calzetta Resio, E.; and Basso, N., 1970 a
- Echinococcus granulosis*  
viability, secondary cyst, experimental implantation, peritoneal cavity, rats
- Caticha, W. T.; Paulete-Vanrell, J.; and Mattera, N., 1967 a
- Echinococcus granulosis*  
human, epidemiology, pathology
- Cherid, A.; and Nosny, Y., 1972 a  
Algeria
- Echinococcus granulosis*  
survey, high incidence  
dogs (feces)  
sheep  
man
- Clegg, J.L.; and Bawden, R.J., 1972 a  
Armidale, New South Wales, all from
- Echinococcus granulosis*  
eggs, infectivity, influence of temperature, route of administration, laboratory rodents
- Colli, C.W.; and Williams, J.F., 1972 a
- Echinococcus granulosis*  
sylvatic cycle, macropods, dingo-infested and dingo-free areas
- Coman, B. J., 1972 c  
Victoria, Australia
- Echinococcus granulosis*  
epidemiology, dogs  
scavenging sheep carcasses, north-west England  
housing, close proximity to man
- Cook, B.R.; and Clarkson, M.J., 1971 a

- Echinococcus granulosus* domestic animals, etiology, pathology, prevention Correa, O., 1956 i, fig. 1
- Echinococcus granulosus* life cycle, morphological development, intermediate hosts, review Coudert, J.; and Ambroise-Thomas, P., 1967 a, figs.
- Echinococcus granulosus* humanis, diagnosis, immunofluorescence, scolex sections Coudert, J.; Ambroise-Thomas, P.; Kien Truong Thai; and Pothier, M.A., 1969 a
- Echinococcus granulosus* review Cox, K. J., 1972 a
- Echinococcus granulosus* higher incidence, old cattle Dixon, J. B.; Baker-Smith, J. K.; and Greatorex, J. C., 1973 b  
England
- Echinococcus granulosus* (Batsh, 1786) *Camelus dromedarius* (lungs, liver, heart, spleen) Dobrynin, M. I., 1969 a  
Turkmen
- Echinococcus granulosus* woman, cardiac mass, X-ray diagnosis Dodek, A., 1972 a  
Oregon (Greek origin)
- Echinococcus granulosus* cyst viability and fertility, cows, slaughter house Echeguiá, A. A., 1971 a  
Corrientes
- Echinococcus granulosus* statistical review, zoonosis, world-wide summary, human, animal Ferro, A., 1966 a
- Echinococcus granulosus* epidemiology, review Ferro, A., 1966 b
- Echinococcus granulosus* human liver, clinical review, history, surgical treatment Ferro, A.; et al., 1970 a
- Echinococcus granulosus* case reports, clinical review, humans Finlayson, D. M.; and Fergus, 1963 a, fig.  
Toronto, Canada
- Echinococcus granulosus* dogs, humans, domestic animals, prevalence Fraga de Azevedo, J.; das Neves, V. M.; and Palmeiro, J. M., 1963 b  
Portugal
- Echinococcus granulosus* acetate metabolism, compared with other tapeworms Frayha, G. J., 1971 a
- Echinococcus granulosus* in vitro screening, chemicals with scollicidal action Frayha, G.J.; Saheb, S.E.; and Dajani, R.M., 1971 a
- Echinococcus granulosus* human mediastinum, clinical aspects, surgical treatment García Marcos, F.; Popovsky, S.; and Osorio, M. L., 1969 a  
Buenos Aires
- Echinococcus granulosus* mebendazole, dogs Grevel, V.; and Eckert, J., 1973 a
- Echinococcus granulosus* oncospheres, migration, rabbit Heath, D. D., 1971 a, figs.
- Echinococcus granulosus* human heart, pericardium, surgical management, clinical and literature review Heilbrunn, A.; Kittle, C. F.; and Dunn, M., 1963 a
- Echinococcus granulosus* *Macaca mulatta* (lungs, liver, peritoneal cavity) Houser, W. D.; and Paik, S. K., 1971 a
- Echinococcus granulosus* human, immune reactions, various tests Huld, G.; Johansson, S. G. O.; and Lantto, S., 1973 a  
Kautokeino, Norway
- Echinococcus granulosus* swine Hutchison, W. F., 1972 a  
Tupelo, Aberdeen, West Point, Columbus, Raymond, Hattiesburg, and Tylertown, Mississippi
- Echinococcus granulosus* *Camelus dromedarius* (liver, spleen, lungs) Isoun, T. T.; Losos, G. J.; and Ikede, B. O., 1972 a  
University of Ibadan Zoo
- Echinococcus granulosus* dogs, sheep, life cycle, control, review Jackson, P. J., 1971 a  
Victoria
- Echinococcus granulosus* dogs Jackson, P.J.; and Arundel, J. H., 1971 a  
Victoria, Australia
- Echinococcus granulosus* ultrastructure, rostellar tegument, mitochondria biogenesis Jha, R. K.; and Smyth, J. D., 1971 a, figs.
- Echinococcus granulosus* eradication, meat inspection Jordano Barea, D., 1961 a
- Echinococcus granulosus* bovine kidney Kaferstein, F. K.; and Jolley, C. A., 1971 a  
Waingawa Freezing Works
- Echinococcus granulosus* boy, known to have had contact with infected animals Kahn, J. B.; et al., 1972 a  
Herriman, Utah
- Echinococcus granulosus* dog Khuddus, C. A.; and Rao, N. S. K., 1971  
Bangalore
- Echinococcus granulosus* polysaccharides, mechanism for laminated membrane formation, cysts Kilejian, A.; and Schwabe, C.W., 1971 a
- Echinococcus granulosus* human, urinary tract, clinical review, surgical treatment, diagnosis Kirkland, K., 1966 a, figs.
- Echinococcus granulosus* diagnostic screening program, human and canine Klock, L. E.; et al., 1973 a  
central Utah
- Echinococcus granulosus* *Cyon primaerus* Le Van Hoa; and Vu Ngoc Tan, 1967 a, figs.  
Sud-Viet-Nam; Dinh-Quan
- Echinococcus granulosus* *Canis latrans* (intestine) Liu, I.K.M.; Schwabe, C.W.; Schantz, P.M.; and Allison, M. N., 1970 a  
Central Valley, California
- Echinococcus granulosus* epizootiology, role of foxes and cats Lübbe, R., 1972 b  
Slowakei
- Echinococcus granulosus* development, age of host, dogs Lübbe, R., 1973 a
- Echinococcus granulosus* eye, pastoral native tribesmen, case reports McClatchie, S.; and Manku, M. S., 1967 a  
Kenya
- Echinococcus granulosus* boy, intracardiac cyst rupture, sudden death McClatchie, S.; and Rajpal, S. K., 1965 a  
Kenya
- Echinococcus granulosus* incidence, treatment, dogs McCristell, T., 1967 a  
New Zealand

- Echinococcus granulosus human, urinary tract, kidney, clinical review, surgical treatment MacKinnon, K.J.; and Oliver, J.A., 1964 a
- Echinococcus granulosus human liver, angiography in diagnosis, clinical review McLoughlin, M.J.; and Hobbs, B.B., 1970 a, fig. Canada
- Echinococcus granulosus humans, prevention, control measures Mendy, R.M.; and de Larminat, A., 1970 a Argentina
- Echinococcus granulosus hospital survey, 1960-1969, case reports, transmission, need for control measures Miller, C.W.; Ruppner, R.; and Schwabe, C.E., 1971 a California
- Echinococcus granulosus meat-borne zoonoses, review Mitchell, J. R., 1968 a East Africa
- Echinococcus granulosus oncospheres, X-ray effect, development, white mouse Mladenović, Ž.; and Movsesijan, M., 1967 a
- Echinococcus granulosus camel as intermediate host Camelus dromedarius (lungs, liver) Mobedi, I.; Madadi, H.; and Arfaa, F., 1970 a Iran
- Echinococcus granulosus antibody detection, dog blood, fluorescent antibody, antigens from various stages Movsegijan, M.; and Mladenović, Ž., 1971 a
- Echinococcus granulosus [Bos taurus] Mukhamadiev, S. A., 1971 a Tadzhikistan
- Echinococcus granulosus human, animal, control, public health problem, statistics Neghme Rodríguez, A.; and Silva Campos, R., 1970 a Chile
- Echinococcus granulosus larval form, developmental stages Nikiforov, S., 1964 a
- Echinococcus granulosus chickens Nshangano, W. B., 1970 a Entebbe, Uganda
- Echinococcus granulosus human heart, case report, electrocardiography de Oliveira, S.A.; et al., 1967 a
- Echinococcus granulosus survey Camelus dromedarius Pampiglione, S., 1965 a Algeria
- Echinococcus granulosus survey dogs (intestine) Pampiglione, S., 1965 b Algeria
- Echinococcus granulosus pathology, goats, dogs Pandey, V. S., 1971 c Patna, India
- Echinococcus granulosus irregularities, cyst development, secondary infections, experimental mice Pauluzzi, S.; Serra, P.; and de Rosa, F., 1969 a, figs.
- Echinococcus granulosus diagnosis, intradermal skin reaction, purified antigens, humans Pautrizel, R.; Tribouley, J.; Szersnovicz, F.; and Tribouley-Duret, J.M.L.G., 1969 a
- Echinococcus granulosus morphogenesis, protoscolices Pennoit-De Cooman, E.; and De Rycke, P. H., 1972 a, figs.
- Echinococcus granulosus human sera, isolation of antibodies, immunoadsorbent Pérez Esandi, M. V., 1970 a
- E[chinococcus] granulosus immunization trials, hidatidina antigen, sheep Pérez Fontana, V., 1967 e
- Echinococcus granulosus experimental immunization plan, domestic animals Pérez Fontana, V., 1967 g
- Echinococcus granulosus biological control, diagnosis, gentian violet method Pérez Fontana, V., 1967 m
- Echinococcus granulosus incidence, dogs, sheep, cattle, swine, goats, horses Piga, M., 1969 a provincia di Sassari, Italy
- Echinococcus granulosus human, interatrial septum Price, H. V., 1973 a, fig. South Wales
- Echinococcus granulosus human, hepatic cyst with rupture into peritoneum and multiple secondary cysts, case report, epidemiology Pump, K. K., 1963 a Canada (immigrant from China)
- Echinococcus granulosus human, lung, early diagnosis by mass radiography Puntillo, S.; and Puntillo, F., 1959 a
- Echinococcus granulosus diagnosis, antigen factors Ramada, J.; Touya, J.J.(hijo); Brovotto, J.; and Franzl, R., 1970 a
- Echinococcus granulosus histopathology Canis lupus (intestines) Rao, A. T.; Nayak, B. C.; and Acharjyo, L. N., 1973 a Nandan Kanan Zoo, India
- Echinococcus granulosus (Batsch 1786) host specificity Romboli, D.; and Casarosa, L., 1963 b
- Echinococcus granulosus humans, lung, radiological diagnosis, surgical management Ross, R. M.; and Coghlan, C. J., 1971 a Kenya
- Echinococcus granulosus humans, skin manifestations, differential diagnosis Rossberg, J., 1967 a, figs.
- Echinococcus granulosus diagnosis, immunofluorescence test, method for fixation of whole scolices to glass slides Ruitenberg, E. J.; and van der Sleen, G., 1972 a
- Echinococcus granulosus biochemistry, cyst wall Sadanand, A. V., 1971 a
- Echinococcus granulosus [Canis familiaris] Canis aureus Sadighian, A., 1969 a all from Shahsavari area, northern Iran
- Echinococcus granulosus hospital case reports Schwabe, C. W.; et al., 1972 a California
- Echinococcus granulosus production of fertile secondary cysts in Meriones unguiculatus, suitability as laboratory host Schwabe, C. W.; Kilejian, A.; and Lains, G., 1970 a, fig.
- Echinococcus granulosus development, monoic forms, in vitro, evolution and differentiation hypotheses Smyth, J. D., 1971 a, figs.
- Echinococcus granulosus self insemination in vivo Smyth, J. D.; and Smyth, M. M., 1969 a, fig.
- Echinococcus granulosus survey, incidence, pigs, butchered at local slaughter house Soriano, E. G.; and Cedillos, R. A., 1968 a El Salvador



- Echinococcus granulosus* mice, experimental cesticides Sorice, F.; Pauluzzi, S.; Castagnari, L.; and Serra, P., 1964 a
- [*Echinococcus*] *granulosus* human vertebral, clinical review, case reports, surgical aspects Stewart, G.R.; and Loewenthal, J., 1967 a
- Echinococcus granulosus* Batsch epidemiology, possible existence in Argentina, comparison with other *Echinococcus* spp. Szidat, L. C. W.; and Soria, M. F., 1967 a, fig.
- Echinococcus granulosus* zoonosis, review Talanti, S., 1971 a Finland
- Echinococcus granulosus* human, pathogenesis, body organs, surgical aspects, review Talib, H., 1968 a Iraq
- Echinococcus granulosus* humans, epidemiology, meat inspection, liver, lungs, cattle, ox Thornton, H., 1967 a, fig. Rhodesia
- Echinococcus granulosus* dogs, access to raw offals, uncooked pet meat, transmission to man Thornton, H., 1967 b
- Echinococcus granulosus* life cycle and control measures, review Thornton, J. E., 1972 a
- Echinococcus granulosus* human lung, surgical treatment Trajtenberg, J.; et al., 1970 a
- Echinococcus granulosus* protoscolices, lipids, compared with healthy and infected ovine livers Vessal, M.; Zekavat, S. Y.; and Mohammadzadeh-Khayat, A. A., 1972 a
- Echinococcus granulosus* polarizing microscope, diagnosis, scolices Vlachos, J.D.; and Zachariadou, S., 1972 a, figs.
- Echinococcus granulosus* human, epidemiology, diagnosis, review Webster, G.A.; and Cameron, T.W.M., 1967 a, fig. Canada
- Echinococcus granulosus* humans, evaluation of Casoni diagnostic test, antigen of low nitrogen content Williams, J.F., 1972 a
- Echinococcus granulosus* primary cystic, susceptibility Meriones unguiculatus (exper.) mice, Swiss albino hamsters Williams, J. F.; and Colli, C. W., 1970 a
- Echinococcus granulosus* eggs, irradiation, reduced infectivity, laboratory rodents Williams, J.F.; and Colli, C.W., 1972 a
- Echinococcus granulosus* epidemiology, occurrence, statistics, human Williams, J.F.; and López Adaros, H., 1970 a
- [*Echinococcus*] *granulosus* dog, Scolaban Žuković, M.; and Wikerhauser, T., 1967 a
- Echinococcus granulosus* equinus incidence, horses Dixon, J. B.; Baker-Smith, J. K.; and Greatorex, J. C., 1973 a England, Scotland and Wales
- Echinococcus granulosus* felidis Ortlepp Panthera leo Dinnik, J. A.; and Sachs, R., 1972 a Uganda; southern Kenya
- Echinococcus multilocularis* humans, diagnosis, surgical aspects Amir-Jahed, A. K., 1972 a
- Echinococcus multilocularis* Benex, J., 1969 a in vitro culture, developmental stages, comparison with *E. granulosus*
- Echinococcus multilocularis* human, immunity Coudert, J.; et al., 1966 b Jura
- Echinococcus multilocularis* Frayha, G. J., 1971 a acetate metabolism, compared with other tapeworms
- Echinococcus multilocularis* larval, protoscolicec development, mice, estimation therapeutic efficacy, drug screening Hinz, E., 1972 a
- Echinococcus multilocularis* calcareous corpuscle formation, estimation of drug activity, mice Hinz, E., 1972 b
- Echinococcus multilocularis* mice, preparation of inoculum, growth of parasite Hinz, E., 1972 c
- Echinococcus multilocularis* mice, age of inoculum and degree of infectivity obtained Hinz, E., 1973 a
- Echinococcus multilocularis* laris Hinz, E.; and Kirsten, C., 1971 a diagnosis, fluorescent antibodies, mice
- Echinococcus multilocularis* development of protoscolices, experimentally infected mice, age, sex and infection dose Hinz, E.; and Kirsten, C., 1973 a
- Echinococcus multilocularis* calcareous corpuscles, criterion for detection of therapeutic effects, mice, age, sex and infection dose Hinz, E.; and Kirsten, C., 1973 b
- Echinococcus multilocularis* Kamiya, H., 1971 a resistance, age, mice
- Echinococcus multilocularis* human, urinary tract, clinical review, surgical treatment, diagnosis Kirkland, K., 1966 a, fig.
- Echinococcus multilocularis* dog Krehmer, E.; and Scheibert, G., 1972 a, figs.
- Echinococcus multilocularis* Leuckart, 1863 survey, wild animals, geographic distribution Leiby, P.D.; Carney, W.P.; and Woods, C.E., 1970 a
- Vulpes vulpes* Iowa, Minnesota, North Dakota, South Dakota
- Canis latrans* North Dakota
- Peromyscus maniculatus* Iowa, Minnesota, Montana, North Dakota, South Dakota
- Microtus pennsylvanicus* Iowa, North Dakota
- Mus musculus* (liver) North Dakota
- Echinococcus multilocularis* public health significance, life cycle cats Leiby, P. D.; and Kritsky, D. C., 1972 a Velva and Pick City, North Dakota
- Echinococcus multilocularis* Leuck., 1863 suitability of gerbils as experimental host, chemotherapy trials Lubinsky, G. A., 1969 c
- Echinococcus multilocularis* mice, chemotherapy Lubinsky, G. A.; Lee, C.-F.; and Baron, R. W., 1971 a

- Echinococcus multilocularis* McLoughlin, M.J.; and Hobbs, B.B., 1970 a, fig. Canada  
human liver, angiography in diagnosis, clinical review
- Echinococcus multilocularis* Mobedi, I.; and Sadighian, A., 1971 a  
*Vulpes vulpes* (intestine) Moghan, Azerbaijan Province, Iran
- Echinococcus multilocularis* Ohbayashi, M.; Rausch, R. L.; comparative development, histology and Fay, F. H., 1971 a  
*Microtus oeconomus inuitus* (nat. and exper.) St. Lawrence Island; Punuk Island  
*M. o. operarius* (nat. and exper.) Alaska  
*M. o. operarius* x *M. o. inuitus* (exper.)  
*M. pennsylvanicus drummondii* (liver) Saskatoon, Saskatchewan  
*M. p. pennsylvanicus* (exper.)  
*M. p. alcorni* (exper.)  
*M. montebelli montebelli* (exper.)  
*M. abbreviatus fisheri* (exper.)  
*M. californicus* (exper.)  
*M. pennsylvanicus* (liver) Stutsman Co., North Dakota  
*Clethrionomys rutilus albiventer* (liver) St. Lawrence Island  
*C. rutilus dawsoni* (exper.)  
*Ondatra zibethica* (exper.)  
*Dicrostonyx groenlandicus rubricatus* (exper.)  
*D. g. stevensoni* (exper.)  
*D. g. richardsoni* (exper.)  
*D. g. nelsoni* "  
*Lemmus sibiricus nigripes* St. George Island (Pribilof Islands)  
*L. sibiricus* (exper.)  
*L. lemmus* "  
*Lagurus curtatus* (exper.)  
*Mus musculus* "  
*Peromyscus maniculatus bairdii* (nat. and exper.) Wells County, North Dakota  
*Peromyscus truei* (exper.)  
*Sigmodon hispidus* "  
*Mesocricetus auratus* "  
*Citellus parryi ablusus* (exper.)  
*C. columbianus* (exper.)  
*C. tridecemlineatus* "  
*C. franklini* (exper.)  
*Tamiasciurus hudsonicus* (exper.)  
*Glaucomys sabrinus yukonensis* (exper.)  
*Oryctolagus cuniculus* (exper.)  
*Sorex jacksoni* (exper.)  
*Equus caballus* "  
*Capra hircus* "  
*Macaca mulatta* "  
*Homo sapiens* Rebus Island; southern Germany; Alaska
- Echinococcus multilocularis* Rau, M. E.; and Tanner, C. E., asexual reproduction, 1972 a  
worm burden, host resistance, light, seasonal variation, cotton rat
- Echinococcus multilocularis* Rau, M. E.; and Tanner, C. E., development of proto-scolices in cotton rats with pre-existing subcutaneous cysts 1973 a
- Echinococcus multilocularis* Rausch, R. L.; and Richards, Leuckart, 1863  
host-parasite relationships, strains compared  
*Vulpes vulpes* (nat. and exper.) North Dakota  
dog (exper.)  
*Alopecurus lagopus* (exper.)
- Echinococcus multilocularis* Rausch, R. L.; and Richards, S. H., 1971 a.— Continued.  
— Continued.  
cat (exper.)  
coyote (exper.)  
*Peromyscus maniculatus* North Dakota  
*Microtus pennsylvanicus* North Dakota  
*Dicrostonyx groenlandicus stevensoni* (exper.)  
*D. g. nelsoni* (exper.)  
*D. g. richardsoni* (exper.)  
*Lemmus sibiricus* (exper.)  
*L. lemmus* (exper.)  
*Peromyscus maniculatus bairdii* (exper.)  
*Citellus tridecemlineatus* (exper.)  
*C. franklini* (exper.)  
*Clethrionomys rutilus* (exper.)  
*Microtus oeconomus operarius* (exper.)  
*Ondatra zibethicus cinnamomimus* (exper.)
- Echinococcus multilocularis* Romboli, B.; and Casarosa, (Leuckart, 1863) host specificity L., 1963 b
- E[chinococcus] multilocularis Sereda, M. M.; Sherman, L.; and Smith, E.M.G., 1961 a  
human lung, case report, diagnosis Canada (immigrated from Poland, Germany)
- Echinococcus multilocularis* Szidat, L. C. W.; and Soria, Leuckart, 1863  
epidemiology, possible existence in Argentina, comparison with other *Echinococcus* spp. M. F., 1967 a, fig.
- Echinococcus multilocularis* Szotlender, N.; Acevedo Gallegos, F.; Carbonell, E.; and Sogbe, E., 1969 a, figs.  
human liver, obstructive jaundice, case report Caracas, Venezuela
- Echinococcus multilocularis* Webster, G.A.; and Cameron, T.W.M., 1967 a, fig.  
human, epidemiology, diagnosis, review Canada
- Echinococcus multilocularis* Williams, J.F.; and López Adaros, H., 1970 a  
epidemiology, occurrence, statistics, human
- Echinococcus oligarthrus* Galloway, C. B., 1971 a  
Panama
- Echinococcus oligarthrus* Sousa, O. E., 1970 a, fig.  
development of adults from hydatids, "further evidence that *E. cruzi* is a synonym of *E. oligarthrus*"  
*Dasyprocta punctata* Republic of Panama  
*Felis catus* (exper.)
- Echinococcus oligarthrus* Szidat, L. C. W.; and Soria, Diesing, 1863  
epidemiology, possible existence in Argentina, comparison with other *Echinococcus* spp. M. F., 1967 a, fig.
- Echinococcus oligarthrus* Thatcher, V. E., 1972 a  
*Proechimys guayannensis* all from Colombia  
"spiny rat" (stomach)  
*Agouti paca "paca"* (liver)  
*Didelphis marsupialis "common opossum"* (liver)
- Echinococcus patagonicus* Szidat, L. C. W.; and Soria, Szidat, 1960  
epidemiology, possible existence in Argentina, comparison with other *Echinococcus* spp. M. F., 1967 a, fig.
- Echinococcus polymorphus* Cvjetković, L., 1970 f  
swine
- Echinococcus polymorphus* Estrela e Silva; da Silva Leitão, J. L.; and Costa Durão, [1970 a], figs.  
sheep (periosteum of a rib) slaughterhouse in Cascais, Portugal

Echinococcus polymorphus Hilomid and tribromine compound, zebu	Graber, M.; and Birgi, E., 1970 a	Echinocotyle magnisaccis (Meggit, 1927) redescription Calidris minuta C. testacea Vanellus vanellus Charadrius alexandrinus	Korniushin, V. V., 1969 b all from Kherson oblast, Ukraine
Echinococcus polymorphus zebu	Guilhon, J. C.; Graber, M.; and Birgi, E., 1970 b tropical Africa	Echinocotyle nitida (Clerc, 1902, 1903) redescription Calidris minuta	Korniushin, V. V., 1969 b Kherson oblast, Ukraine
Echinococcus polymorphus Tetracerus quadricornis (poumon)	Nouvel, J.; Rinjard, J.; and Pasquier, M.-A., 1969 a Parc Zoologique de Paris	Echinocotyle nitida Dubinina, 1953, <u>neg</u> Clerc, 1902, 1903 as syn. of Echinocotyle dubininae (Deblock et Rose, 1962) n. comb.	Spasskaia, L. P., 1966 b
Echinococcus sibericensis (Rausch e Schiller 1954) failure to infect sheep (exper.)	Romboli, B.; and Casarosa, L., 1963 b	Echinocotyle oweni (Moghe, 1933) Macko, 1962 as syn. of Echinocotyle brachycephala (Creplin, 1829) n. comb.	Spasskaia, L. P., 1966 b
Echinococcus unilocularis diagnosis, human, liver	Bahr, R.; Heymann, H.; Wenzel, R.; and Helwing, E., 1972 a	Echinocotyle rosseteri Blanchard, 1891 Anas rubripes	McLaughlin, J. D.; and Burt, D. E., 1973 a New Brunswick
Echinococcus vogeli sp. n. Speothos venaticus (feces)	Rausch, R. L.; and Bernstein, J. J., 1972 a, 25-34, figs. 1-3A, 4 near Rivers Bua and Mache, Province of Esmeraldas, Ecuador	Echinocotyle ryjikovi Jogis, 1963 Tadorna tadorna	Korniushin, V. V., 1969 a Black Sea
Echinocotyle sp. Philomachus pugnax	Korniushin, V. V., 1969 b, fig. Kherson oblast, Ukraine	Echinocotyle tenuis (Clerc, 1906) redescription Calidris minuta	Korniushin, V. V., 1969 b Kherson oblast, Ukraine
Echinocotyle brachycephala (Creplin, 1829) n. comb. Syns.: Taenia brachycephala Creplin, 1829; Hymenolepis brachycephala (Creplin, 1829) Railliet, 1899; Hymeno- lepis (Drepanidotaenia) brachycephala (Creplin, 1829) Cohn, 1901; Hymenolepis oweni Moghe, 1933; Echinocotyle hypoleuci Singh, 1952; Hymenolepis quasioweni Dubinina, 1953; Echinocotyle oweni (Moghe, 1933) Macko, 1962; Tschertkovilepis brachycephala (Creplin, 1829) Yamaguti, 1959	Spasskaia, L. P., 1966 b, 246- 248, figs.	Echinocotyle ukrainensis sp. n. Limicola falcinellus Calidris testacea	Korniushin, V. V., 1969 b, 542, 545-547, fig. 1 all from Kherson oblast, Ukraine
Echinocotyle brachycephala (Creplin, 1829) Philomachus pugnax	Korniushin, V. V., 1969 b Kherson oblast, Ukraine	Echinocotyle uralensis Clerc, 1902 redescription Tringa glareola Phalaropus lobatus Calidris minuta	Korniushin, V. V., 1969 b, fig. all from Kherson oblast, Ukraine
Echinocotyle clerici Mathe- vossian et Krotov, 1949 Anas crecca	Golovkova, V. I., 1972 a Turkmen SSR	Eclintonia gen. n. Capingentidae key, comparison of genera of Capingentidae	Mackiewicz, J. S., 1970 a, 110-111 tod: E. ptychocheila sp. n.
Echinocotyle crocethia (Belopolskaja, 1953) n. comb. Syns.: Dicanotaenia crocethia Belopolskaja, 1953; Nadejdolepis crocethia (Belopolskaja, 1953) Yamaguti, 1959; Hymenolepis (H.) crocethia (Belopolskaja, 1953) Deblock et Rose, 1962, <u>neg</u> Hymenolepis (Echinocotyle) crocethiae Webster, 1947	Spasskaia, L. P., 1966 b, 250- 252, figs.	Eclintonia ptychocheila gen. n., sp. n. (tod) Mylocheilus caurinus (intestinal swelling)	Mackiewicz, J. S., 1970 a, 110, 111-113, figs. 1-7 British Columbia: Kathlyn Lake near Smithers, on highway 16 (Skeena River drainage)
Echinocotyle dubininae (Deblock et Rose, 1962) n. comb. Syn.: Echinocotyle nitida Dubinina, 1953, <u>neg</u> Clerc, 1902, 1903	Spasskaia, L. P., 1966 b, figs.	Ptychocheilus oregonense (intestinal swelling)	Idaho: Bonner Co., Clark Fork River (Columbia River drainage)
Echinocotyle hypoleuci Singh, 1952 as syn. of Echinocotyle brachycephala (Creplin, 1829) n. comb.	Spasskaia, L. P., 1966 b	Eubothrium sp. Salvellinus fontinalis	Threlfall, W.; and Hanek, G., 1970 b Avalon Peninsula, Newfound- land
Echinocotyle longirostris (Rudolphi, 1819) redescription Philomachus pugnax Charadrius alexandrinus Calidris minuta	Korniushin, V. V., 1969 b all from Kherson oblast, Ukraine	Eubothrium crassum Roccus americanus	Tedla, S.; and Fernando, C. H., 1969 c Bay of Quinte, Lake Ontario
		Eubothrium crassum (Bloch, 1779) Salmo trutta (pyloric caeca) Salmo gairdneri (pyloric caeca) Gymnocephalus cernua (intestine)	Wootten, R., 1973 a all from Hanningfield Reser- voir, Essex

*Eubothrium salvelini*  
(Schrank 1790)  
seasonal distribution  
*Oncorhynchus nerka*

Smith, H. D., 1973 a  
Babine Lake, British Colum-  
bia

*Eubothrium salvelini*  
Schrank, 1790  
*Salvelinus fontinalis*  
*Salmo salar*

Threlfall, W.; and Hanek, G.,  
1970 b  
all from Avalon Peninsula,  
Newfoundland

*Eutetrarhynchus ruficollis* Vivares, C. P., 1971 a  
(Eysenhardt, 1829) Golfe du Lion  
*Macropipus depurator* (cavité générale)

- Fimbralaria fasciolaris* (Pallas, 1781) Wolffhügel, 1899  
*Anas platyrhynchos platyrhynchos*  
*Anas acuta*
- Crichton, V. F. J.; and Welch, H. E., 1972 a  
 all from Delta Marsh, Manitoba
- Fimbralaria fasciolaris* (P., 1781)  
*Anas platyrhynchos*  
*Aythya ferina*  
*A. fuligula*  
*A. nyroca*  
*Mergus merganser*  
*Netta rufina*  
*Oxyura leucocephala*  
*Tadorna tadorna*
- Golovkova, V. I., 1972 a  
 all from Turkmen SSR
- Fimbralaria fasciolaris* (Pallas, 1781) Fuhrmann, 1913  
*Anas rubripes* (intestine)
- McLaughlin, J. D.; and Burt, D. B., 1973 a  
 New Brunswick; Massachusetts
- Fimbralaria fasciolaris* (Pallas, 1781) Froelich, 1802  
 cysticeroid development in intermediate hosts  
*Anas platyrhynchos* (exper.)  
*Aythya americana* "  
*A. affinis* (exper.) "  
*A. valisineria* "  
*Anas strepera* "  
*Hyaella azteca* (nat. and exper.)
- Podesta, R. E.; and Holmes, J. C., 1970 b, fig.  
 Cooking Lake, Canada
- Fimbrarioides intermedia* (Fuhrmann, 1913)  
*Tadorna tadorna*
- Korniuschin, V. V., 1969 a, fig.  
 Black Sea
- Korniuschin, V. V., 1969 a  
 Black Sea

- Gangesia sindensis* n. sp. Rehana, R.; and Bilqees, F. M., 1971 a, 217-219, fig. 1  
Wallago attu (intestine) Kalri Lake, Sind, West Pakistan
- Gastrotaenia* Willers, W. B.; and Olsen, O. W., 1969 b  
*Nematoparataenidae* redescription
- Gastrotaenia* sp. Mayaudon Tarbes, H.; and Dendrocygna autumnalis (molleja) Montoya, F., 1970 a  
Venezuela
- Gastrotaenia cygni* Wolff-hügel, 1938 Crichton, V. F. J.; and Welch, H. E., 1972 a  
Anas platyrhynchos platyrhynchos all from Delta Marsh, Manitoba  
Anas acuta
- Gastrotaenia cygni* Wolff-hügel, 1938 Willers, W. B.; and Olsen, O. W., 1969 b, figs.  
morphology
- Gastrotaenia dogieli* (Gynezinskaja, 1944) Egizbaeva, Kh. I., 1970 a  
pathology  
[Anas platyrhynchos] (exper.) (under cuticle of muscular stomach)  
Arctodiptomus bacillifer (nat. and exper.) Tselinogradskaja oblast, Kazakhstan
- Gastrotaenia dogieli* Egizbaeva, Kh. I., 1971 a  
Life cycle  
[Anas platyrhynchos]  
Arctodiptomus bacillifer  
A. calinus
- Gastrotaenia dogieli* (Gynezinskaja, 1944) Golovkova, V. I., 1972 a  
Anas acuta all from Turkmen SSR  
A. clypeata  
A. crecca  
Aythya ferina  
Netta rufina
- Gastrotaenia dogieli* (Gynezinskaja, 1944) Kornushin, V. V., 1969 a  
Tadorna tadorna Black Sea
- Gilquinia squali* Wardle, 1933 Pappas, P. W., 1970 a  
Squalus acanthias Pacific Ocean
- Glaridacris* sp. Woods, C. E., 1971 a  
Catostomus commersoni Forest River, North Dakota
- Glaridacris catostomi* Calentine, R. L.; Christensen, B. M.; and Christensen, L. A., 1970 a  
Cooper, 1920 intermediate host specificity  
Uncinails uncinata (exper.)  
Aulodrilus pigueti "  
Ilyodrilus (Tubifex) templetoni (exper.)  
Limnodrilus hoffmeisteri "  
Peloscolex multisetosus "  
Tubifex tubifex (exper.)  
Catostomus commersoni Willow River, Lake Mallilieu impoundment, Hudson, Wisconsin
- Branchiura sowerbyi (exper.)
- Glaridacris catostomi* Lawrence, J. L., 1970 a  
intensity, season, host sex and age  
Catostomus commersoni Pushaw Lake, Penobscot County, Maine
- Glaridacris catostomi* Uglem, G. L.; and Beck, S. M., 1972 a  
aminopeptidase activity, large-scale sucker
- Glaridacris confusa* Calentine, R. L.; Christensen, B. M.; and Christensen, L. A., 1970 a  
Hunter, 1929 intermediate host specificity  
Dero digitata (exper.)  
Uncinails uncinata "  
Ilyodrilus (Tubifex) templetoni (exper.)  
Ictiobus bubalus St. Croix River, Lakeland, Minnesota
- Nais communis (exper.)  
Stylaria lacustris (exper.)
- Glaridacris confusa* Williams, D. D.; and Ulmer, M. J., 1971 a  
Carpiodes cyprinus Iowa
- Glaridacris laruei* Lawrence, J. L., 1970 a  
intensity, season, host age and sex  
Catostomus commersoni Pushaw Lake, Penobscot County, Maine
- Grillotia dollfusi* sp. n. Carvajal G., J., 1971 a, 1269-1271, figs. 1-5  
Raja chilensis South Pacific Ocean (between Papudo and Talcahuano, Chile)
- Grillotia erinaceus* Shotter, R. A., 1973 a  
age and sex of host, seasonal distribution, comparison of areas near Isle of Man, Odontogadus merlangus
- Grillotia heptanchi* (Vaullegeard, 1899) Carvajal G., J., 1971 a  
Hexanchus griseus southeastern Pacific Ocean off the coast of Chile
- Gryporhynchus* sp. Aubert, 1857 Baer, J. G.; and Bona, F. V., 1960 a, 9  
as syn. of Valipora campylancristrota (Wedl, 1855) n. comb.
- Gryporhynchus cheilancristrotus* (Wedl, 1855) Baer, J. G.; and Bona, F. V., 1960 a, 7  
as syn. of Neogryporhynchus cheilancristrotus (Wedl, 1855) n. comb.
- Gryporhynchus cheilancristrotus* (Wedl., 1855) Osmanov, S. O., 1971 a, 154  
all from Uzbekistan  
Pseudoscaphirhynchus kaufmanni  
Rutilus rutilus natio bucharensis  
R. rutilus aralensis  
Cyprinus carpio  
Barbus brachycephalus  
Silurus glanis
- Gryporhynchus macropeos* Baer, J. G.; and Bona, F. V., 1960 a, 2  
Meggit, 1931 nec Wedl  
as syn. of Parvitaenia purpurea Johri, 1959
- Gryporhynchus nycticoracis* Baer, J. G.; and Bona, F. V., 1960 a, 7  
Yamaguti, 1956  
as syn. of Neogryporhynchus cheilancristrotus (Wedl, 1855) n. comb.
- Gryporhynchus pusillus* Baer, J. G. and Bona, F. V., 1960 a, 2  
Ransom, 1908 [et auct.]  
(nec V. Nordmann, 1832)  
as syn. of Parvitaenia macropeos (Wedl, 1855) n. comb.
- Gryporhynchus pusillum* Osmanov, S. O., 1971 a, 154, fig.  
(Nordmann, 1832)  
Esox lucius all from Uzbekistan  
Pseudoscaphirhynchus kaufmanni  
Rutilus rutilus  
R. rutilus n. bucharensis  
Leuciscus idus oxianus  
Scardinius erythrophthalmus  
Aspiolucius esocinus

- Gyroporhynchus pusillum.-- Osmanov, S. O., 1971 a.-- Continued.  
Continued.
- Aspius aspius  
Barbus capito conocephalus  
B. brachycephalus  
Chalcalburnus chalcooides aralensis  
Abramis brama  
Capoetobrama kuschakewitschi  
Pelecus cultratus  
Carassius auratus gibelio  
Cyprinus carpio  
Silurus glanis
- Gyroporhynchus tetrorchis Baer, J.G.; and Bona, F.V., Hill, 1941  
1855) n. comb.  
as syn. of Neogyroporhynchus cheilancristrotus (Wedl, 1960 a, 7
- Gymnorhynchus sp. Rahman, A.K.A., 1971 a, figs.  
Pama pama (coelom) rivers Padma and Meghna, near Chandpur
- Gyrocoelia australiensis Schmidt, G. D., 1972 a  
Johnston
- Gyrocoelia australiensis Schmidt, G. D., 1972 d, figs.  
(Johnston, 1910) Johnston, 1912  
description of scolex, egg
- Gyrocoelia kiewietti Mettrick, D. F., 1967 b, 334  
Ortlepp, 1937 near Bulawayo, Rhodesia  
Charadrius squatarola
- Gyrocotyle fimbriata Simmons, J.E.; Buteau, G.H. (jr.); MacInnis, A.J.; and Kilejian, A., 1972 a  
DNA, base composition, heteroduplex formation with other Gyrocotyle spp. in vitro
- Gyrocotyle fimbriata Simmons, J. E.; and Laurie, J. S., 1972 a  
infection incidence and intensity, intravalvular distribution, fecundity, escape from host, relationship of worm size to host size  
Hydrolagus colliei (valvular intestine) San Juan Archipelago, Puget Sound, U. S. A.
- Gyrocotyle maxima Simmons, J.E.; Buteau, G.H. (jr.); MacInnis, A.J.; and Kilejian, A., 1972 a  
DNA, base composition, heteroduplex formation with other Gyrocotyle spp. in vitro
- Gyrocotyle parvispinosa Simmons, J.E.; Buteau, G. H. (jr.); MacInnis, A. J.; and Kilejian, A., 1972 a  
DNA, base composition, heteroduplex formation with other Gyrocotyle spp. in vitro
- Gyrocotyle parvispinosa Simmons, J. E.; and Laurie, J. S., 1972 a  
infection incidence and intensity, intravalvular distribution, fecundity, escape from host, relationship of worm size to host size  
Hydrolagus colliei (valvular intestine) San Juan Archipelago, Puget Sound, U.S.A.
- Gyrocotyle rugosa Simmons, J. E.; Buteau, G. H. (jr.); MacInnis, A. J.; and Kilejian, A., 1972 a  
DNA, base composition, heteroduplex formation with other Gyrocotyle spp. in vitro

- Hamatolepis teresoides* Golovkova, V. I., 1972 a  
(Fuhrmann, 1906)  
all from Turkmen SSR  
*Anas crecca*  
*A. strepera*
- Haplobothrium bistrobilae* Premvati, G., 1969 b, 55-56,  
sp. nov. 58, 60, figs. 1-15  
*Amia calva* Lake Munson, Leon County,  
(first half of intestine) Florida
- Helictometra* sp. Petrović, Z.; Bordjochki, A.;  
anthelmintics, sheep and Popović, B., 1970 a
- Helictometra giardi* Ovetković, L.; Lepojević, O.;  
Cambendazole, sheep and Armacki, S., 1972 a
- Helictometra giardi* Ia Rosa G., V., 1968 a  
tetramisole, thiabendazole compared, sheep
- Hemiparona bancrofti* Schmidt, G. D., 1972 d, 1085,  
(Johnston, 1912) comb. n. 1092-1093, fig. 22  
redescription  
*Barnardius barnardi*  
*Platyercus eximius* Sidney  
*Platyercus* sp. Rydal, New South Wales
- Hemiparona cacatuae* (Maplestone, 1922) Baer, 1925  
Syn.: *H. merotomocheta* Woodland, 1930  
*Cacatua galerita* Cromarty, North Queensland
- Hemiparona merotomocheta* Schmidt, G. D., 1972 d  
Woodland, 1930  
as syn. of *H. cacatuae* (Maplestone, 1922) Baer, 1925
- Hepatoxylon squalli* Bosc, Pappas, P. W., 1970 a  
1811 Humboldt Bay  
*Prionace glauca* (attached to exterior of liver)
- Hispaniolepis* (Otidilepis) Spasskaia, L. P., 1966 b, 437  
as syn. of *Otidilepis* (Yamaguti, 1959)
- Hispaniolepis dentatus* Spasskaia, L. P., 1966 b  
Clerc, 1906  
as syn. of *Otidilepis tetracis* (Cholodkowsky, 1906) n. comb.
- Hispaniolepis monoposthe* Spasskaia, L. P., 1966 b  
(Dubinina, 1953) Sultanov, 1963  
as syn. of *Diploposthe monoposthe* (Dubinina, 1953) n. comb.
- Hispaniolepis tetracis* Spasskaia, L. P., 1966 b  
(Cholodkowsky, 1906) Spassky et Spasskaja, 1954  
as syn. of *Otidilepis tetracis* (Cholodkowsky, 1906) n. comb.
- Hispaniolepis* (Otidilepis) Spasskaia, L. P., 1966 b  
*tetracis* (Cholodkowsky, 1906) Yamaguti, 1959  
as syn. of *Otidilepis tetracis* (Cholodkowsky, 1906) n. comb.
- Hunterella nodulosa* Mackiewicz and McCrae, 1962  
*Catostomus ardens* LaBar, G. W., 1969 a  
southeastern Idaho
- Hunterella nodulosa* Mackiewicz, J. S.; and Jones,  
chromosome numbers, A. W., 1969 a  
possible systematic value
- Hydatid cyst. See *Echinococcosis*
- Hydatidosis. See *Echinococcosis*.
- Hydatigera* sp. Barrett, R. E.; and Worley,  
*Ochotona princeps* D. E., 1970 a  
(peritoneal cavity) Gallatin County, Montana
- Hydatigera* [sp.] Špenfk, H.; et al., 1970 a  
field hares (liver) Czechoslovakia
- Hydatigera* (=Taenia) Bortoletti, G.; and Ferretti,  
*taeniaeformis* G., 1971 a, figs.  
ultrastructure, tegument, larval forms
- Hydatigera taeniaeformis* Deblock, S., 1973 a, figs.  
Batsch, 1786 (=Cysticercus fasciolaris Rud., 1808)  
Loire-Atlantique  
description  
*Ondatra zibethica* (foie)
- Hydatigera taeniaeformis* Fahmy, M. A. M.; Rifaat, M. A.;  
(Cysticercus fasciolaris) and Arafa, M. S., 1969 a  
*Rattus norvegicus* Egypt
- Hydatigera taeniaeformis* Fahmy, M. A. M.; Rifaat, M. A.;  
Mus musculus and Arafa, M. S., 1969 b  
Egypt
- Hydatigera taeniaeformis* Hinaidy, H. K., 1971 a  
(Batsch, 1786) Austria  
*Vulpes vulpes*
- Hydatigera taeniaeformis* Power, L. A., 1970 a, figs.  
*gatos* Illinois; Kentucky
- Hydatigera taeniaeformis* Power, L. A., 1971 a  
domestic cat midwest USA (Illinois and/  
or Kentucky)
- Hydatigera taeniaeformis* Ratanarat-Brockelman, C.,  
no cross-reactivity with 1972 a  
*Schistosoma spindale*, Cercarien-Hüllen Reaktion
- Hydatigera taeniaeformis* Rifaat, M. A.; Mahdi, A. H.;  
*Acomys cahirinus* and Arafa, M. S., 1969 c  
Egypt
- Hydatigera taeniaeformis* Rifaat, M. A.; Mahdi, A. H.;  
(Cysticercus fasciolaris) and Arafa, M. S., 1972 a  
larval stage infections, Egypt  
rodents
- Hydatigera taeniaeformis* Tareeva, A. I.; and Kochergin,  
cats, 19 imidazole deri- P. M., 1968 a  
vatives tested, none effective
- Hydatigera taeniaeformis* Vermeil, C.; et al., 1973 a  
(Batsch) (=Cysticercus fas- Loire-Atlantique  
ciolaris Rudolphi)  
*Ondatra zibethica*
- Hymenolepididae Spasskaia, L. P., 1966 b  
key to genera, morphology
- Hymenolepididae Spasskii, A. A.; and Korniu-  
evolution, ovary shin, V. V., 1971 a; 1971 b
- Hymenolepidids Petrov, Iu. F.; and Eglzbaeva,  
mixed infections, Kh. I., 1972 a  
antagonism, domestic duck
- Hymenolepis Asshauer, E.; and Mohr, W.,  
thiabendazole, humans, 1971 a  
side effects
- Hymenolepis Assuma, M.; de Dominicis,  
humans, intestinal ab- A.; and Sebastiani, A.,  
sorption deficiency, 1968 a  
lipids and proteins
- Hymenolepis sp. Brglez, J.; Hriber, H.; and  
*Tetrao urogallus* Breljih, S., 1967 a  
Slovenia
- Hymenolepis spp. Crichton, V. F. J.; and  
*Anas platyrhynchos platy- Welch, H. E., 1972 a*  
*rhynchos* all from Delta Marsh, Mani-  
*Anas acuta* toba



- Hymenolepis* sp. Douglas, C. I., 1969 a, 493  
*Peromyscus truei* Mesa Verde National Park, Colorado
- Hymenolepis* sp. McLaughlin, J. D.; and Burt, D. B., 1973 a  
*Anas rubripes* New Brunswick
- Hymenolepis* sp. Misra, S. C.; Das, D. N.; Patnaik, K. C.; and Mohapatra, H. C., 1972 a  
*pigs (faeces)* Bhubaneswar
- Hymenolepis* [sp.] Schweizer, R., 1949 a  
*Schwan* Switzerland
- Hymenolepis* sp. Fedtischin, Spasskaia, L. P., 1966 b  
1937  
as syn. of *Retinometra venusta* (Rosseter, 1897) n. comb.
- Hymenolepis* sp. Vaucher, C.; and Tenora, F., 1971 a  
*Suncus murinus* Afghanistan
- Hymenolepis* (?) sp. Vincent, A. L., 1972 a  
*Sturnus vulgaris* San Diego County, California
- Hymenolepis* sp. Zencnak, J. J.; and Hall, J. E., 1971 a  
*Peromyscus leucopus*  
*P. maniculatus*  
(small intestine of all) all from West Virginia
- Hymenolepis abortiva* McLaughlin, J. D.; and Burt, D. B., 1973 a  
(von Linstow, 1904)  
*Anas rubripes* (caeca) New Brunswick
- Hymenolepis acus* (Spassky and Jurpolova, 1964) comb. n. Podesta, R. B.; and Holmes, J. C., 1970 b, 1127
- Hymenolepis anacetabulata* Vaucher, C., 1971 a  
*Soltys*, 1954  
as syn. of *Hymenolepis omissa* Baer and Joyeux, 1943
- Hymenolepis arcuata* Spasskaia, L. P., 1966 b  
*Dubinina*, 1953, nec Kowalewski, 1904  
as syn. of *Diploposthe monoposthe* (Dubinina, 1953) n. comb.
- Hymenolepis asymmetrica* Tenora, F.; and Murai, E., 1972 a, figs.  
*Janicki*, 1904  
description all from Hungary  
*Microtus agrestis*  
*M. arvalis*  
*Pitymys subterraneus*
- Hymenolepis* (Hym.) belo- Spasskaia, L. P., 1966 b  
*polskaiæ* Deblock et Rose, 1962  
as syn. of *Nadejdolepis belopolskaiæ* (Deblock et Rose, 1962) n. comb.
- Hymenolepis bifurca* (Hammann, 1891) Vaucher, C., 1971 a, fig. morphology, taxonomy, biology  
Syns.: *H. tridentophora* Soltys, 1954; *Vampirelepis sumavensis* Prokopic, 1957 ?  
*Necmys* Suisse; Tchecoslovaquie
- Hymenolepis brachycephala* Spasskaia, L. P., 1966 b  
(Creplin, 1829) Railliet, 1899  
as syn. of *Echinocotyle brachycephala* (Creplin, 1829) n. comb.
- Hymenolepis* (Drepanido- Spasskaia, L. P., 1966 b  
*taenia*) *brachycephala* (Creplin, 1829) Cohn, 1901  
as syn. of *Echinocotyle brachycephala* (Creplin, 1829) n. comb.
- Hymenolepis brusatae* n. sp. Vaucher, C., 1971 a, 2, 45,  
Syn.: *H. jacobsoni* (von Linstow, 1907) *sensu* Prokopic, 1957; Sosmina, 1961; Mituch, 1964 ?  
*Crocidura suaveolens* Suisse: Gudo, Brusata
- Hymenolepis cantaniana* Chand, K., 1971 a  
*fowls* India
- Hymenolepis cantaniana* Kaushik, R. K.; and Deorani, V. P. S., 1971 a  
(Polonio, 1860)  
pathology, chickens
- Hymenolepis cantaniana* Misra, S.C.; Mohapatra, G.S.; and Ghosh, K.K., 1972 a  
*incidence, intensity, desi fowls* Orissa
- Hymenolepis cantaniana* Tolgay, N., 1972 b, fig.  
*birds* Turkey
- Hymenolepis* (s. l.) Spasskaia, L. P., 1966 b  
*capillaris* (Rudolphi, 1810) Skrjabin et Mathevossian, 1945  
as syn. of *Confluaria capillaris* (Rudolphi, 1810) n. comb.
- Hymenolepis capillaris* Spasskaia, L. P., 1966 b  
(Rudolphi, 1819) Railliet, 1899  
as syn. of *Confluaria capillaris* (Rudolphi, 1810) n. comb.
- Hymenolepis capillaroides* Spasskaia, L. P., 1966 b  
(Fuhrmann, 1906) Skrjabin et Mathevossian, 1945  
as syn. of *Confluaria capillaroides* (Fuhrmann, 1906) n. comb.
- Hymenolepis carioca* Eslami, A. H.; and Anwar, M., 1973 a  
*prevalence chickens* Iran
- H[ymenolepis] carioca* Kumar, S. P.; Shivnani, G.A.; and Joshi, H. C., 1971 a  
*poultry* India
- Hymenolepis carioca* Rodriguez, R., [1972 a]  
*Gallus gallus f. domestica* region de Quivicán, provincia Habana
- Hymenolepis citelli* Collin, W. K., 1969 a, figs.  
*cellular organization, hatched oncospheres*
- Hymenolepis citelli* Collin, W.K., 1970 a, figs.  
*fine structure, postembryonic stages, host-parasite cellular interaction*
- Hymenolepis citelli* Heyneman, D.; and Voegelé, M., 1971 a, figs.  
*host response, infection, re-infection, cross-infection, flour beetles*
- Hymenolepis citelli* Tkachuck, R. D.; and MacInnis, A. J., 1971 a  
*glucose metabolism into glycogen and succinate, effect of bile salts*
- Hymenolepis collaris* McLaughlin, J. D.; and Burt, D. B., 1973 a  
(Batsch, 1786)  
*Anas rubripes* New Brunswick
- Hymenolepis compressa* McLaughlin, J. D.; and Burt, D. B., 1973 a  
(Linton, 1892)  
*Anas rubripes* (intestine) New Brunswick; Massachusetts
- Hymenolepis* (H.) croce- Spasskaia, L. P., 1966 b  
*thia* (Belopolskaja, 1953) Deblock et Rose, 1962, nec  
*Hymenolepis* (Echinocotyle) *crocethiae* Webster, 1947  
as syn. of *Echinocotyle crocethia* (Belopolskaja, 1953) n. comb.

- Hymenolepis diaphana* Vaucher, C., 1971 a, figs.  
Cholodkowsky, 1906  
morphology, taxonomy, biology  
Syns.: *Ditestolepis diaphana* (Cholod., 1906) Soltys, 1952; *Soricina diaphana* (Cholod., 1906) Zarnowski, 1955; *Neoskrjabinolepis diaphana* (Cholod., 1906) Kobulej, 1953; *Spasskylepis ovaluteri* Schaldybin, 1964  
Sorex France; Suisse; Hollande; Belgique; Allemagne; Danemark; Tchecoslovaquie; Suede; Finlande; Norvege
- Hymenolepis diminuta* Aguilar, F. J., [1964 a]  
human, acridine and salicylamide Guatemala
- Hymenolepis diminuta* Arme, C.; and Coates, A., 1971 a  
cysticercoids, uptake of  $\alpha$ -aminoisobutyric acid
- Hymenolepis diminuta* Arme, C.; and Read, C. P., 1970 a  
surface enzyme, digestive capacity, fructose diphosphate hydrolysis
- Hymenolepis diminuta* Bolla, R. I.; and Roberts, L. S., 1970 a, figs.  
development, inhibition of ribonucleic acid synthesis by actinomycin-D
- Hymenolepis diminuta* Bolla, R. I.; and Roberts, L. S., 1971 a  
crowding, carbohydrate levels, RNA, DNA, protein synthesis
- Hymenolepis diminuta* Bolla, R. I.; and Roberts, L. S., 1971 b, figs.  
cytological characteristics, germinative region, autoradiography, light and electron microscopy
- Hymenolepis diminuta* Bolla, R. I.; and Roberts, L. S., 1971 c  
protein synthesis, preformed m-RNA, growth, development, lack of crowding effect under 6 days old
- Hymenolepis diminuta* Burke, W. F.; Gracy, R. W.; and Harris, B. G., 1972 a  
lactate dehydrogenase
- Hymenolepis diminuta* Buscher, H. N.; and Haley, A. J., 1971 a  
reservoir host for infections in man, rat *Rattus rattus* (alimentary tract) Punjab region, West Pakistan
- Hymenolepis diminuta* Carter, C. E.; Wells, J. R.; and Macinnis, A. J., 1972 a  
mitochondrial DNA, zonal centrifugation
- Hymenolepis diminuta* Chadrian, E.; and Arfaa, F., 1972 a  
human Minab area, southern Iran
- Hymenolepis diminuta* Chou, T. C. T.; Bennett, J.; and Bueding, E., 1972 a  
5-hydroxytryptamine concentration
- Hymenolepis diminuta* Chowdhury, A.B.; and Bandyopadhyay, A. K., 1964 a  
humans, Vistannyl
- Hymenolepis diminuta* Coleman, R. M.; Carty, J. M.; and Graziadei, W. D., 1968 a  
immunogenicity and phylogenetic relationship of antigens produced by *Hymenolepis nana*
- Hymenolepis diminuta* Cramer, A. L., 1971 a  
rats with an excess or a deprivation of dietary oil, fatty acids of worm and host tissues
- Hymenolepis diminuta* Davey, K. G.; and Breckenridge, W. R., 1967 a, figs.  
neurosecretory cells
- Hymenolepis diminuta* Dike, S. C.; and Read, C. P., 1971 a, figs.  
tegumentary phosphohydrolases, Michaelis' constants, optimal pH, inhibitors, ultrastructural localization
- Hymenolepis diminuta* Dike, S. C.; and Read, C. P., 1971 b  
tegumentary phosphohydrolase, glucose transport system, surface compartmentation, kinetic advantage
- Hymenolepis diminuta* Diwel, D.; and Kirsch, R., 1971 a, figs.  
Terenol, in vivo, rats; in vitro
- Hymenolepis diminuta* Evans, D. S.; and Wickham, M G., 1971 a  
migratory behavior, rats
- Hymenolepis diminuta* Fahmy, M. A. M.; Rifaat, M. A.; and Arafa, M. S., 1969 a  
*Rattus norvegicus* Egypt
- Hymenolepis diminuta* Fahmy, M. A. M.; Rifaat, M. A.; and Arafa, M. S., 1969 b  
*Mus musculus* Egypt
- Hymenolepis diminuta* Goodall, R. I., 1972 a  
immunity suppression, intra-peritoneal injection of Freund's complete adjuvant, mice
- Hymenolepis diminuta* Goodchild, C.G.; and Davis, B.O. (jr.), 1972 a  
excystation in vitro, comparison with *H. microstoma*
- Hymenolepis diminuta* Graham, J.J.; and Berntzen, A.K., 1970 a  
in vitro cultivation, egg to gravid adult
- Hymenolepis diminuta* Harlow, D. R.; and Byram, J. E., 1971 a, figs.  
mitochondria, isolation, morphology
- Hymenolepis diminuta* Harris, W. G.; and Turton, J. A., 1973 a  
antibody response, rat, model for study of mechanisms and pathways of antigen transport, and distinction between protective and non-protective immune responses
- Hymenolepis diminuta* Henderson, D., 1972 a  
autoradiography visualization of glucose absorption
- Hymenolepis diminuta* Heyneman, D.; and Voge, M., 1971 a, figs.  
host response, infection, re-infection, cross-infection, flour beetles
- Hymenolepis diminuta* Holmes, J. C., 1973 a  
migration and site selection, review
- Hymenolepis diminuta* Hopkins, C.A.; and Stallard, H.E., 1972 a  
cortisone, methotrexate, anti-lymphocyte serum, immunosuppression, mice
- Hymenolepis diminuta* Hundley, D.F.; and Berntzen, A.K., 1969 a  
eggs, technique, collection, sterilization, storage
- Hymenolepis diminuta* Kalil, F. A.; Basedow, H. J.; Telles, C. A.; and Monteiro, O., 1965 a  
child, case report Curitiba, Brasil
- Hymenolepis diminuta* King, J. W.; and Lumsden, R. D., 1969 a, figs.  
lipid assimilation, parenchyma and eggs
- Hymenolepis diminuta* Lethbridge, R. C., 1971 b  
inoculation technique, successful development, *Schistoscerca gregaria*

- Hymenolepis diminuta* Lethbridge, R. C., 1971 c  
eggs, separation from rat feces, improved gradient centrifugation technique
- Hymenolepis diminuta* Lumsden, R. D., 1972 a  
tegument plasmalemma, adsorption of tracers, high electronegative charge density
- Hymenolepis diminuta* Lumsden, R.D.; Oaks, J. A.;  
tegument plasmalemma, ultrastructure, cation and Alworth, W. L., 1970 a, binding sites, cytochemistry
- Hymenolepis diminuta* Lumsden, R. D.; Oaks, J. A.;  
mitochondrial oxidation, and Mills, R. R., 1969 a  
diaminobenzidine, cytochemical localization of peroxidase
- Hymenolepis diminuta* MacInnis, A. J.; and Ridley,  
uracil transport, allo- R. K., 1969 a  
steric activation by pyrimidines
- Hymenolepis diminuta* Mead, R. W.; and Roberts, L.  
intact and infected rats, S., 1972 a  
starch digestion and absorption
- Hymenolepis diminuta* Mettrick, D. F., 1971 c  
microbial fauna, nutritional gradients, physicochemical characteristics, small intestine, infected and uninfected rats
- Hymenolepis diminuta* Mettrick, D. F., 1971 d  
rat dietary constituents, intestinal pH, migrational behavior
- Hymenolepis diminuta* Mosby, J. M.; and Wodzicki,  
*Rattus exulans* (small K., 1972 a  
intestine) Tokelau Islands
- Hymenolepis diminuta* Oaks, J. A.; and Lumsden,  
<sup>3</sup>H-galactose incorporation R. D., 1971 a  
and transport, tegument mucins, elaboration of glycocalyx
- Hymenolepis diminuta* Ogren, R. E., 1972 a  
oncospheres, basic hook musculature, hook movement
- Hymenolepis diminuta* Paperna, I.; Furman, D. P.;  
and Rothstein, N., 1970 a  
*Mastomys natalensis* East cantonments, South Ghana  
" " "  
*Tatera kempi* " " "  
*Rattus rattus* Achimota, South Ghana  
*Arvicantthis niloticus* East cantonments, South Ghana
- Hymenolepis diminuta* Pappas, P. W.; and Read, C.  
thiamine uptake, mechanism P., 1972 a
- Hymenolepis diminuta* Pappas, P.W.; and Read, C.P.,  
vitamins, absorption 1972 b  
from host exocrine-enteric circulation
- Hymenolepis diminuta* Pappas, P. W.; and Read,  
intact, trypsin inactivation, using azoalbumin C. P., 1972 c
- Hymenolepis diminuta* Pappas, P.W.; and Read, C. P.,  
inactivation,  $\alpha$ - and [1973 a]  
 $\beta$ -chymotrypsin, intact worm
- Hymenolepis diminuta* Pence, D. B., 1970 b  
eggs, ultrastructure, histochemistry
- Hymenolepis diminuta* Pittman, R. G.; and Fisher,  
glycerol absorption, F. M. (jr.), 1972 a  
membrane transport
- Hymenolepis diminuta* Platzer, E. G.; and Roberts,  
abnormal development in L. S., 1969 a  
coprophagy-prevented rats on vitamin B deficient diets
- Hymenolepis diminuta* Prescott, L. M.; and Campbell,  
phosphoenolpyruvate J. W., 1965 a  
carboxylase activity, glycogenesis
- Hymenolepis diminuta* Quantin, J. C., 1964 b, 137  
(Rudolphi, 1819) all from République Centrafricaine  
*Mastomys* sp.  
*Pracomys jacksoni*  
*Rattus rattus*
- Hymenolepis diminuta* Rahaman, R.; and Meisner, H.,  
mitochondria, respiration 1973 a
- Hymenolepis diminuta* Ratanarat-Brockelman, C.,  
no cross-reactivity with 1972 a  
*Schistosoma spindale*, Cercarien-Hüllen Reaktion
- Hymenolepis diminuta* Read, C. P., 1970 c  
rat, host-parasite relationship, review
- Hymenolepis diminuta* Read, C. P.; and Kilejian,  
longitudinal circadian A. Z., 1969 a  
migration in rat small intestine
- Hymenolepis diminuta* Rifaat, M. A.; Mahdi, A. H.;  
*Acomys cahirinus* and Arafa, M. S., 1969 c  
Egypt
- Hymenolepis diminuta* Roberts, L.S.; Bueding, E.;  
glycogen, various molecular weight fractions, synthetic activity, changes and Orrell, S.A., 1972 a  
during development
- Hymenolepis diminuta* Rybicka, K., 1972 a, figs.  
ultrastructure, embryonic envelopes
- Hymenolepis diminuta* Saz, H. J.; Berta, J.; and  
mitochondria, transhydro- Kowalski, J., 1972 a  
genase, anaerobic phosphorylation, inhibition by anthelmintics
- Hymenolepis diminuta* Simmons, D. J. C.; and  
animal diet food, contaminated by wild rat Walkey, M., 1971 a
- Hymenolepis diminuta* Soltice, G. E.; Arai, H. P.;  
in *Tribolium confusum* and Scheinberg, E., 1971 a  
and *T. castaneum*, infection, respiration, development, crowding, temperature, host sex
- Hymenolepis diminuta* Tenora, F.; and Murai, E.,  
(Rudolphi, 1819) 1972 a, figs.  
description all from Hungary  
*Apodemus flavicollis*  
*Rattus norvegicus*  
*R. r.* var. *albus*
- Hymenolepis diminuta* Tkachuck, R. D.; and MacInnis,  
glucose metabolism into A. J., 1971 a  
glycogen and succinate, effect of bile salts
- Hymenolepis diminuta* Ward, C. W.; and Fairbairn,  
adults, lacking enzymes D., 1970 b  
of beta-oxidation and certain enzymes of tricarboxylic acid cycle
- Hymenolepis diminuta* Webb, R. A.; and Mettrick,  
absorption and incorporation of serine, role in lipid metabolism D. F., 1973 a
- Hymenolepis diminuta* Webster, L. A., 1972 a  
saline conditions, sodium, potassium, and water balance

- Hymenolepis diminuta* Webster, L. A., 1972 b  
protonephridial canal fluid, presence of succinic and lactic acids
- Hymenolepis diminuta* Webster, L. A., 1972 c  
glucose, lactate, urea, absorption from protonephridial canals, excretory function, filtration-resorption mechanism
- Hymenolepis diminuta* Wilson, V. C. L. C.; and Schiller, E. L., 1969 a, figs.  
neuroanatomy, enzyme activity
- Hymenolepis diminuta* Yeh, Y. C., 1970 a  
*Rattus norvegicus* all from Taiwan  
*R. rattus*  
*Apodemus agrarius*
- Hymenolepis dodecacantha* ? Vaucher, C., 1971 a, 44, 45, Baer, 1925 46, 47, 48, 49, 50, figs. 39, 43, 48  
*Crocodyra russula* Sardaigue; France
- Hymenolepis dodecacantha* Vaucher, C., 1971 a, figs. Baer, 1925 *sensu* Vaucher and Hunkeler, 1967 as syn. of *Hymenolepis scalaris* (Dujardin, 1845)
- Hymenolepis edouardensis* Spasskaia, L. P., 1966 b (Baer, 1959) Deblock et Rose, 1962 as syn. of *Wardium tsengi* (Joyeux et Baer, 1940) n. comb.
- Hymenolepis evaginata* Harley, J. P., 1972 a  
*Ondatra z. zibethica* Madison County, Kentucky (small intestine)
- Hymenolepis exilis* da Silva Leitão, J. L.; de (Dujardin, 1845) Oliveira Rodrigues, H.; and Syn.: *Taenia exilis* Dujardin, 1845 Varela, M. C., [1970 a], figs.  
*Gallus gallus* (intestino Portugal delgado)
- Hymenolepis farciminosa* Vincent, A. L., 1972 a  
Goeze, 1782 San Diego County, California  
*Sturnus vulgaris*
- Hymenolepis farciminosa* Wacha, R.S.; and Schmidt, G.D., (Goeze, 1782) 1971 a  
*Pica p. hudsonia* Greeley, Colorado
- Hymenolepis fodiensis* Vaucher, C., 1971 a, 2, 41, n. sp. 42, 43, 68-70, 71, 101, figs. 36, 38, 71, 72  
Syn.: *H. globosoides* (Soltys, 1954) *sensu* Jourdane, 1967; Wahl, 1967; Vaucher et Hunkeler, 1967; Euzet et Jourdane, 1968  
*Neomys fodiens* Suisse; Tchecoslovaquie ?
- Hymenolepis fraterna* Tenora, F.; and Murai, E., (Stiles 1906) 1972 a, figs.  
description all from Hungary  
*Mus musculus* var. *albus*  
*M. m. spicilegus*  
*Rattus r.* var. *albus*  
*R. norvegicus*  
*Micromys minutus pratensis*
- Hymenolepis furcata* Berger, W., 1973 a  
*Neomys fodiens* Germany
- Hymenolepis furcata* (Stieda, 1862) Vaucher, C., 1971 a, figs.  
morphology, taxonomy, biology  
Syn.: *Hymenolepis uncinata* (Stieda, 1862) *sensu* Baer, 1932  
Sorex Suisse; Hollande; Belgique; Autriche; Suède; Finlande; Norvège
- Hymenolepis furcata* Baer, Vaucher, C., 1971 a, 10, 11, 1925 *neq* Stieda, 1862 12  
as syn. of *H. pseudofurcata* nom. nov. [i.e., n. sp.]
- Hymenolepis furcata* Meg- Vaucher, C., 1971 a, 10, 12, gitt, 1927 *neq* Stieda, 1862 14  
as syn. of *H. murinae* nom. nov. [i.e., n. sp.]
- Hymenolepis furcifera* Spasskaia, L. P., 1966 b (Krabbe, 1869) Szymanski, 1905  
as syn. of *Confluaria furcifera* (Krabbe, 1869) n. comb.
- Hymenolepis globosoides* Berger, W., 1973 a  
*Neomys fodiens* Germany
- Hymenolepis globosoides* Vaucher, C., 1971 a, figs. (Soltys, 1954)  
morphology, taxonomy, biology  
Syn.: *Dicranotaenia globosoides* Soltys, 1954  
*Sorex araneus* Belgique; Hollande; Finlande; Norvège
- Hymenolepis globosoides* Vaucher, C., 1971 a (Soltys, 1954) *sensu* Jourdane, 1967; Wahl, 1967; Vaucher et Hunkeler, 1967; Euzet et Jourdane, 1968  
as syn. of *H. fodiensis* n. sp.
- Hymenolepis grisea* (Van Combes, C.; and Clerc, B., Beneden, 1873) 1970 a  
*Rhinolophus ferrum-equinum* Pyrénées-Orientales, all from  
*Miniopterus schreibersi*  
*Myotis myotis*  
*M. emarginatus*
- Hymenolepis hamanni* Vaucher, C., 1971 a, figs. (Mrázek, 1891)  
morphology, taxonomy, biology  
*Neomys fodiens* Suisse; Allemagne; Tchecoslovaquie
- Hymenolepis heterospinus* Podesta, R. B.; and Holmes, (Spassky and Jurpolova, J. C., 1970 b, 1127 1964) comb. n.
- Hymenolepis himantopodis* Spasskaia, L. P., 1966 b (Krabbe, 1869)  
as syn. of *Wardium tsengi* (Joyeux et Baer, 1940) n. comb.
- Hymenolepis himantopodis* Spasskaia, L. P., 1966 b *sensu* Baer, 1940, *neq* Krabbe  
as syn. of *Wardium tsengi* (Joyeux et Baer, 1940) n. comb.
- Hymenolepis himantopodis* Spasskaia, L. P., 1966 b *sensu* Shen Tseng, 1933, *neq* Krabbe, 1869  
as syn. of *Wardium tsengi* (Joyeux et Baer, 1940) n. comb.
- Hymenolepis himantopodis* Spasskaia, L. P., 1966 b *sensu* Singh, 1959, *neq* Krabbe  
as syn. of *Wardium tsengi* (Joyeux et Baer, 1940) n. comb.
- Hymenolepis hopkinsi* McLaughlin, J. D.; and Burt, Schiller, 1951 D. B., 1973 a  
*Anas rubripes* (caeca) New Brunswick; Massachusetts
- Hymenolepis hopkinsi* Podesta, R.B.; and Holmes, Schiller, 1951 J.C., 1970 b, fig.  
cysticercoids, development all from Cooking Lake,  
*Aythya americana* (exper.) Canada  
*A. valisineria* (nat. and exper.)  
*A. affinis* "  
*Hyalella azteca*
- Hymenolepis horrida* Mahrt, J.L.; and Chai, S.J., Tamiasciurus hudsonicus 1972 a  
Alberta, Canada

- Hymenolepis infirma* (Zarnowski, 1955) Vaucher, C., 1971 a, figs.  
morphology, taxonomy, biology  
Syns.: *Insectivorolepis infirma* Zarnowski, 1955; *Dites-  
tolepis secunda* Schaldybin, 1964  
*Sorex araneus* France; Suisse; Belgique;  
Allemagne; Tchecoslovaquie;  
Finlande; Norvège
- Hymenolepis innominata* Spasski, A. A.; and Korniu-  
Meggitt, 1927 shin, V. V., 1971 a; 1971 b  
as syn. of *Avocettolepis vaginata* (Baczynska, 1914)  
comb. n.
- Hymenolepis integrus* Berger, W., 1973 a  
*Neomys fodiens* Germany
- Hymenolepis integra* (Hammann, 1891) Vaucher, C., 1971 a, figs.  
morphology, taxonomy, biology  
Syn.: *Cysticeroid braidburni* Lal, 1952  
*Neomys* Suisse; Allemagne; Tchecoslovaquie
- Hymenolepis introversa* Tolgay, N., 1972 b, fig.  
birds Turkey
- Hymenolepis jacobsoni* Vaucher, C., 1971 a  
(von Linstow, 1907) *sensu* Prokopic, 1957; Sosnina, 1961;  
Mituch, 1964 ?  
as syn. of *H. brusatae* n. sp.
- Hymenolepis jacobsoni* Vaucher, C.; and Tenora, F.,  
*Suncus murinus* 1971 a, figs.  
Afghanistan: Laghman,  
Jalalabad
- Hymenolepis jacutensis* Vaucher, C., 1971 a, figs.  
(Spassky and Morosov, 1959) n. comb.  
morphology, taxonomy, biology  
Syns.: *Skrjabinacanthus jacutensis* Spassky et Morosov,  
1959; *Pseudoparadilepis ankele* Brendow, 1969  
*Sorex araneus* Jahlay, Belgique  
*S. minutus* Col de Bretolet, Suisse
- Hymenolepis japonica* Spasskaia, L. P., 1966 b  
Yamaguti, 1935  
as syn. of *Confluarina japonica* (Yamaguti, 1935) n. comb.
- Hymenolepis* (H.) *litoralis* Spasskaia, L. P.; 1966 b  
Webster, 1947) Deblock et Rose, 1962  
as syn. of *Nadejdolepis litoralis* (Webster, 1947) n.  
comb.
- Hymenolepis* (Echinocotyle) *litoralis* Spasskaia, L. P., 1966 b  
Webster, 1947  
as syn. of *Nadejdolepis litoralis* (Webster, 1947) n.  
comb.
- Hymenolepis longivaginata* Fuhrmann, 1906 Spasskaia, L. P., 1966 b  
as syn. of *Retinometra* (?) *longivaginata* (Fuhrmann,  
1906) n. comb.
- Hymenolepis macracanthissima* Oschmarin, 1950 Spasskaia, L. P., 1966 b  
as syn. of *Microscacanthus macracanthissima* (Oschmarin,  
1950) n. comb.
- Hymenolepis macrocephala* Spasskaia, L. P., 1966 b  
Fuhrmann, 1913  
as syn. of *Retinometra venusta* (Rosseter, 1897) n. comb.
- Hymenolepis magnirostellata* Berger, W., 1973 a  
*Neomys fodiens* Germany
- Hymenolepis magnirostellata* Vaucher, C., 1971 a, figs.  
Baer, 1931  
morphology, taxonomy, biology  
Syn.: *Vampirolepis heleni* Schaldybin, 1964  
*Neomys fodiens* Suisse
- Hymenolepis megaloon* Tenora, F.; and Murai, E.,  
(Linstow, 1901) 1972 a, figs.  
description  
Hungary  
*Citellus citellus*
- Hymenolepis megalops* Crichton, V. F. J.; and  
(Creplin, 1829) Welch, H. E., 1972 a  
*Anas platyrhynchos platyrhynchos* all from Delta Marsh, Mani-  
*Anas acuta* toba
- Hymenolepis microps* Great Britain. Ministry of  
grouse Agriculture, Fisheries and  
Food. Department of Agriculture  
and Fisheries for Scotland,  
1970 a  
Banochry, Scotland
- Hymenolepis microskrjabini* Podesta, R. B.; and Holmes,  
(Spassky and Spasskaja, J. C., 1970 b, 1127  
1969) comb. n.
- Hymenolepis microstoma* Goodchild, C.G.; and Davis,  
excystation in vitro, B.O. (jr.), 1972 a, figs.  
effects of digestive solution, comparison with *H. diminuta*
- Hymenolepis microstoma* Heyneman, D.; and Voge, M.,  
host response, infection, 1971 a, figs.  
re-infection, cross-infection, flour beetles
- Hymenolepis microstoma* Hochman, L. F.; Jones, T. E.;  
cysticeroids, differential and Tan, B. D., 1971 a, figs.  
sensitivities, X-rays, rostellar hook formation
- Hymenolepis microstoma* Jones, A. W.; and Tan, B. D.,  
crowding, growth, fecundity 1971 a
- Hymenolepis microstoma* Kunkle, D. W.; and Theodorides,  
parabendazole, mice V. J., 1971 a
- Hymenolepis microstoma* Lumsden, R. D.; and Karin,  
fine structure, host D. S., 1970 a, figs.  
peribiliary connective tissues, cellular reactions, mice
- Hymenolepis microstoma* Quentin, J. C., 1964 b, 137  
(Dujardin, 1845) Pointe-Noire, République  
Centrafricaine  
*Mastomys* sp.
- Hymenolepis microstoma* Ritterson, A. L., 1971 a  
self cure, reversal by immunosuppression  
*Cricetulus griseus* (exper.)
- Hymenolepis microstoma* Seidel, J. S., 1971 a, figs.  
in vitro development, hemin as a requirement
- Hymenolepis mirabilis* Podesta, R. B.; and Holmes,  
(Spassky and Jurpolova, J. C., 1970 b, 1127  
1964) comb. n.
- Hymenolepis moghensis* Spasskaia, L. P., 1966 b  
Inamdar, 1934  
as syn. of *Nadejdolepis? moghensis* (Inamdar, 1934) n.  
comb.
- Hymenolepis monoposthe* Spasskaia, L. P., 1966 b  
Dubinina, 1953  
as syn. of *Diploposthe monoposthe* (Dubinina, 1953) n.  
comb.
- Hymenolepis multistriata* Spasskaia, L. P., 1966 b  
*Skrjabin et Mathevossian*, 1945  
as syn. of *Colymbilepis multistriata* (Rudolphi, 1810)  
n. comb. (tod)
- Hymenolepis multistriata* Spasskaia, L. P., 1966 b  
*Smogorjewskaia*, 1959, *neg* Rudolphi, 1810  
as syn. of *Confluarina podicipina* (Szymanski, 1905) n.  
comb.

- Hymenolepis (Drepanido-  
taenia) multistriata Cohn, 1901  
as syn. of Golybiblepis multistriata (Rudolphi, 1810)  
n. comb. Spasskaia, L. P., 1966 b
- Hymenolepis murinae nom.  
nov. [i.e., n. sp.] Vaucher, C., 1971 a, 10, 12,  
14, figs. 5, 8  
Syn.: H. furcata Meggitt, 1927 nec Stieda, 1862
- Hymenolepis muris-sylvatici  
(Rudolphi, 1819)  
description Tenora, F.; and Murai, E.,  
1972 a, figs.  
Apodemus flavicollis all from Hungary  
A. agrarius
- Hymenolepis nana  
humans, epidemiological Adonajko, A.; and Gancarz, Z.,  
survey 1967 a  
Poland
- Hymenolepis nana  
human, acridine and sali- Aguilar, F. J., [1964 a]  
cylamide Guatemala
- Hymenolepis nana  
thiabendazole, humans Aguilar, F. J.; and Cifuentes,  
C.E., [1965 a]
- Hymenolepis nana  
humans, incidence, Alterio, D. L., 1971 a  
treatment aspects, chlorosalicylamide, effective Brasil
- Hymenolepis [nana] dwarf  
tapeworm Astaf'ev, B. A.; and Kazar-  
novskaia, M. L., 1971 a  
child, small intestine, pathomorphological changes
- Hymenolepis nana  
winter diarrhea, children, Awad, S.; et al., 1971 a  
causative agent survey Egypt
- H[ymenolepis] nana  
survey, dock workers, Barua, D. L., 1963 a  
case reports Calcutta, India
- Hymenolepis nana  
Prawsnitz-Küstner tüttze Bazzanal, M.; Orguel, H.A.; and  
reactivity and serum IgE level, inverse relationship may Hamburgar, R. N., 1973 a  
be due to saturation of mast cell IgE-binding sites by  
endogenous serum IgE
- Hymenolepis nana  
mice, antihelminthics Brody, G.; and Elward, T. E.,  
1971 a
- Hymenolepis nana (var. fra-  
tenna?) Buscher, H. N.; and Halsey,  
Rattus rattus (alimen- A. J., 1971 a  
tary tract) Punjab region, West Paki-  
stan
- Hymenolepis nana  
epidemiology Buscher, H. N.; and Halsey,  
A. J., 1972 a  
Punjab Region, West Pakistan
- Hymenolepis nana  
aralkyl and aralkenyl analogs of dichlorvos, rats and Carr, J. B.; et al., 1972 a  
mice
- Hymenolepis nana  
bismutho-oxy-S quinoline Cavdier, R.; Camac, J.; and  
derivatives, ineffective Loiseau, G., 1973 a
- Hymenolepis nana  
dimethyloctadecylamine, Cavdier, R.; and Piton, Y.,  
mice, drug trials 1965 a
- Hymenolepis nana  
human, niclosamide Citrath, J. S.; and Kam, S. P.,  
1971 a, fig.  
Singapore
- Hymenolepis nana  
tubamisole, effects in Cheamiaeva, A. I.; et al.,  
vitro and in white mice 1971 a
- Hymenolepis nana  
hamsters, pathological Chasterman, F. C.; Hallows,  
changes in mesenteric R.C.; Buckley, J.J.C.; and  
lymph nodes and strobilae in pancreatic ducts, diagnostic Pick, C.R., 1972 a  
complication for interpretation of laboratory studies
- Hymenolepis nana  
humans, Vistanmyll Chowdhury, A.B.; and Bandyo-  
padhyay, A.K., 1964 a
- Hymenolepis nana  
X-ray, host resistance Coleman, R. M.; Carty, J. M.;  
and Finnian, W. J. (1970),  
1967 a
- Hymenolepis nana  
immunogeneticity and phylo- Coleman, R. M.; Carty, J. M.;  
and Graziadei, W. D., 1968 a  
genetic relationship of antigens produced by Hymenolepis  
diminuta
- Hymenolepis nana  
humans, survey Delgado Q., A.; Nicho N., N.;  
and Pando, J., 1969 a, fig.  
Ica, Peru
- Hymenolepis nana  
Kamila, vidiang, palash, Dikshit, S. K.; and Iah, O.  
human P., 1970 a
- Hymenolepis nana  
mass therapy, foreign Dufek, M.; et al., 1967 b  
students' hostels, czechoslovakia
- Hymenolepis nana  
Rattus norvegicus Fahmy, M. A. M.; Rifaat, M.  
A.; and Arafa, M. S., 1969 a  
Egypt
- Hymenolepis nana  
humans, epidemiological Foresi, C., 1967 a  
survey Italy
- Hymenolepis nana  
epidemiological study, Foresi, C.; and Equi, A.,  
wild and domestic animals, 1968 a  
urban area Pisa, Italy
- Hymenolepis nana  
preirradiation immunity Friedberg, W.; Neas, B.R.;  
persistence, syngeneic Friedberg, M. H.; and Faulk-  
ner, D. N., 1967 a  
narrow graft, mice
- Hymenolepis nana  
humans, mass therapy, Gökay, F.; Ozcelik, M. A.;  
dithiazinone Tokgöz, M.; and Akdilger, M.,  
1963 a
- Hymenolepis nana  
axenic culture, inter- Hansen, E. L.; and Brantzen,  
changeable media, free-living organisms A. K., 1969 a
- Hymenolepis nana  
in vitro cultivation Hopkins, C. A., 1967 a
- Hymenolepis nana  
humans, niclosamide Huggins, D. W., 1972 a  
Brasil
- Hymenolepis nana  
incidence survey, human Huggins, D. W.; Siqueira, M.  
feces, 1968-1970, W. de Souza, E.M.; and da  
low infection rate Silva, S. M., 1972 a  
Recife, Brasil
- Hymenolepis nana  
survey, prevalence in Kahlil, F. A.; Basedow, H. J.;  
orphanage, statistics, Telles, C. A.; and Montalvo,  
epidemiology, clinical O., 1965 a  
review Curitiba, Brasil
- Hymenolepis nana  
Karasek, E., 1972 a, figs. 1,  
2a
- Hymenolepis nana  
isothioamates, rats, Katiyar, J. C.; and Sen, A.  
mice B., 1971 a

- Hymenolepis nana*  
serum protein pattern,  
rats      Katiyar, J. C.; Tangri, A. N.;  
Ghatak, S.; and Sen, A. B.,  
1973 a
- Hymenolepis nana*  
parbendazole, mice      Kunkle, D. W.; and Theodoris,  
V. J., 1971 a
- Hymenolepis nana*  
N,N-dimethyloctadecylamine  
hydrochloride, mice, dogs,  
drug screening trial, good  
results      Lynch, J. E.; and Margison, J.  
E., 1963 a
- Hymenolepis nana*  
human treatment, Acranil      Marinoni, V.; and Sperzani,  
G. L., 1966 a  
Ecuador
- Hymenolepis nana*  
Yomesan, human treatment      Mastrandrea, G.; and Cigala,  
O., 1963 a
- Hymenolepis nana*  
diagnosis, human, fecal  
examination, eggs, comparison  
of Tolman and BAF methods  
of enrichment      Mastrandrea, G.; and Mele, G.,  
1963 c
- Hymenolepis nana*  
human intestinal, statistics,  
occurrence survey      Mastrandrea, G.; and Tedaldi  
di Tavasca, E., 1966 a  
Rome
- Hymenolepis nana*  
alkyl 2,2-dichlorovinyl  
methyl phosphates and  
related alkoxyalkyl and  
cycloalkyl analogs of  
dichlorovos, rats and mice      Morales, J. G.; Whetstone,  
R. R.; Stoutamire, D. W.;  
and Hass, D. K., 1972 a
- Hymenolepis nana*  
2-substituted benzimidazoles,  
in vivo      Nguyen P. Bui-Hoi; Jacquignon,  
P.; and Hoeffinger, J. P.,  
1963 a
- Hymenolepis nana*  
children, dithiazanine      Noélia Cavalcante, M., 1960 a  
Brasil
- Hymenolepis nana*  
kamala, kamala + phenasal,  
rats and rabbits      Nurtaeva, K. S., 1972 a
- Hymenolepis nana*  
humans, mebendazole      de Oliveira Gomes, M. C.,  
1973 a
- Hymenolepis nana*  
humans, clinical review,  
case reports, Yomesan      Ortolani, G.; Campanile, E.;  
and Fioravanti, M., 1963 a
- Hymenolepis nana*  
high phospholipase content,  
mice intestines      Ottolenghi, A., 1973 a
- Hymenolepis nana*  
drug trials, nitro derivatives  
of arylsydnones, compared  
to known parasiticides      Pala, G.; Mantegani, A.; Coppi,  
G.; and Genova, R., 1969 a
- Hymenolepis nana*  
child, niclosamide, mixed  
infection with *Balantidium coli*  
Santiago, Chile      Palomino, H.; and Donckaster,  
R., 1971 a
- Hymenolepis nana*  
decreased host resistance,  
fighting among mice      Patterson, M. A.; and Vessey,  
S. H., 1973 a
- Hymenolepis nana*  
human, paromomycine and  
salicylamides      Piazza, V.; Restivo, O.; and  
Sindoni, G., 1965 a  
Italy
- Hymenolepis nana*  
human, survey, treatment,  
1959-1968      Plotkowiak, J., 1970 a  
Szczecin, Poland
- Hymenolepis nana*  
no cross-reactivity with  
*Schistosoma spindale*, Cercarien-Hillen  
Reaktion      Ratanarat-Brockelman, C.,  
1972 a
- H[*ymenolepis*] *nana*  
children, growth      Ricci, M.; and Mazzetti di  
Pietralata, M., 1964 a
- Hymenolepis nana*  
*Felis domestica*, white  
blood cell picture      Roth, B.; and Schneider, C.  
C., 1971 a
- Hymenolepis nana*  
mice, intestinal washes,  
presence of immunogenic  
exoantigen, partial purification      Rule, A. H.; Dalton, J. W.;  
and Coleman, R. M., 1972 a
- Hymenolepis nana*  
tissues, free and bound  
histamine, chromatography      Rusak, L. V.; and Zhuchkova,  
N. I., 1970 a
- Hymenolepis nana*  
3-ethyl-8-methyl-1,3,8-  
triazabicyclo[4.4.0]decan-2-one,  
mice, ineffective      Saxena, R.; Sharma, S.; Iyer,  
R. N.; and Anand, N., 1971 a
- Hymenolepis nana*  
diphenyl sulfone, 4,4'-  
diisothiocyanate; diphenyl  
sulfide-diisothiocyanates;  
and diphenyl sulfone-diisothiocyanates,  
rats, mice      Sharma, S.; Bindra, R.; and  
Iyer, R. N., 1973 a
- Hymenolepis nana*  
technique, aseptic excystation,  
cysticercoids      Sinha, D. P., 1968 a
- Hymenolepis nana*  
white rats (mesenteric lymph  
nodes)      Solonenko, I. G., 1969 a
- Hymenolepis nana*  
Yomesan, human      Valperga, S.M.; Perez, L.; and  
Ovejero de Valperga, G. J.,  
1966 a
- Hymenolepis nana*  
larval development, different  
classes of vertebrates  
laboratory rat (exper.)  
laboratory mouse (exper.)  
laboratory rabbit (exper.)  
guinea pig (exper.)  
golden hamster (exper.)  
*Peromyscus maniculatus* (exper.)  
*Microtus californicus* (exper.)  
chicken, *Petaluma leghorn* (exper.)  
*Serinus canarius* (exper.)  
*Sceloporus occidentalis* (exper.)  
*Gerrhonotus coeruleus* (exper.)  
*Crotaphytus wislizeni* (exper.)  
*Chrysemys picta* (exper.)      Weirmann, C. J., 1969 a
- Hymenolepis nana*  
neuroanatomy, enzyme  
activity      Wilson, V. C. L. C.; and  
Schiller, E. L., 1969 a, figs.
- Hymenolepis nana*  
paromomycin sulfate,  
human      Wittner, M.; and Tanowitz,  
H. B., 1971 a

- Hymenolepis nana* Yeh, Y. C., 1970 a  
*Rattus rattus* Taiwan
- Hymenolepis nana* Yoeli, M.; Most, H.; Hammond, J.; and Scheinsson, G. P., 1972 a  
10-year survey, Willowbrook State School human (stool) Staten Island, New York
- Hymenolepis nana* var. *fraterna* Albert, O.; et al., 1969 a; 1970 a  
cucurbita, mice, experimentally
- Hymenolepis nana* var. *fraterna taenicides*, in vitro Cavier, R.; and Notteghem, M. J., [1963 a]
- Hymenolepis nana* var. *fraterna* Cavier, R.; Royer, R.; Rips, R.; and René, L., 1969 a  
anthelmintic drug trials, mice
- Hymenolepis nana* var. *fraterna* Fahmy, M. A. M.; Rifaat, M. A.; and Arafa, M. S., 1969 b  
*Mus musculus* Egypt
- Hymenolepis nana* var. *fraterna* Leger, N.; and Cavier, R., 1970 a  
development, method of infecting unusual intermediate hosts  
*Gryllus domesticus*  
*G. bimaculatus*  
*Locusta migratoria*  
*Schistocerca gregaria*  
*Stegobium paniceum*  
*Periplaneta americana*  
*Leucophaea maderae*  
*Blaberus fusca*  
(all exper.)
- Hymenolepis nana fraterna* Oelkers, H. A., 1962 a  
anthelmintic trials, in vitro
- Hymenolepis nitida* Spasskaia, L. P., 1966 b  
(Krabbe, 1869) Railliet, 1899  
as syn. of *Najejdolepis nitida* (Krabbe, 1869) n. comb.
- Hymenolepis nitida* Spasskaia, L. P., 1966 b  
(Krabbe, 1869) Deblock et Rose, 1962, nec *Hymenolepis* (*Echinocotyle*) *nitida* Clerc, 1902, 1903, nec *Echinocotyle nitida* Fuhrmann, 1932, Skrjabin et Mathevossian, 1945, nec *Hymenolepis nitida* Baer, 1956  
as syn. of *Najejdolepis nitida* (Krabbe, 1869) n. comb.
- Hymenolepis omissa* Baer Vaucher, C., 1971 a, figs. and Joyeux, 1943  
morphology, taxonomy, biology  
Syns: *Coronacanthus spasskii* Prokopic, 1957; *Hymenolepis anacetabulata* Soltys, 1954  
*Necmys* Suisse; Allemagne; Tchécoslovaquie
- Hymenolepis oweni* Moghe, Spasskaia, L. P., 1966 b  
1933  
as syn. of *Echinocotyle brachycephala* (Creplin, 1829) n. comb.
- Hymenolepis paracompressa* McLaughlin, J. D.; and Burt, D. B., 1973 a  
Czaplinski, 1956  
*Anas rubripes* (intestine) New Brunswick; Massachusetts
- Hymenolepis parvula* McLaughlin, J. D.; and Burt, D. B., 1973 a  
Kowalewski, 1904  
*Anas rubripes* New Brunswick
- Hymenolepis passeris* Williams, I. C.; and Newton, I., 1969 a  
*Pyrrhula pyrrhula* (intestine) Southern England
- Hymenolepis petteri* n. sp. Quentin, J. C., 1964 b, 117,  
*Lophuromys sikapusi* 133-137, figs. 6A-F  
Boukoko, République Centrafricaine
- Hymenolepis pistillum* Vaucher, C., 1971 a, fig.  
(Dujardin, 1845) Sardaigne; France; Suisse  
*Crocidura russula*
- Hymenolepis pittalugai* Nouvel, J.; Rinjard, J.; and Pasquier, M.-A., 1969 a  
*Cygnus olor* Parc Zoologique de Paris
- Hymenolepis podicipina* Spasskaia, L. P., 1966 b  
Linton, 1927, nec Szymanski, 1905  
as syn. of *Confluarina furcifera* (Krabbe, 1869) n. comb.
- Hymenolepis podicipina* Spasskaia, L. P., 1966 b  
(Szymanski, 1905) Skrjabin et Mathevossian, 1945  
as syn. of *Confluarina podicipina* (Szymanski, 1905) n. comb.
- Hymenolepis porale* Mettrick, D. F., 1967 b, 348-  
Meggit, 1927 350, fig.  
*Glareola nordmanni* near Samfya, Zambia
- Hymenolepis praeputialis* Spasskaia, L. P., 1966 b  
Oschmarin, 1950  
as syn. of *Microsomacanthus praeputialis* (Oschmarin, 1950) n. comb.
- Hymenolepis prolifer* Vaucher, C., 1971 a, figs.  
(Villot, 1880)  
morphology, taxonomy, biology  
Sorex France; Suisse; Belgique; Allemagne; Hollande; Tchécoslovaquie
- Hymenolepis pseudofurcata* Vaucher, C., 1971 a, 10, 11,  
nom. nov. [i.e., n. sp.] 12, figs. 4, 7  
Syn.: *H. furcata* Baer, 1925 nec Stieda, 1862
- Hymenolepis pusilla* sp. n. Podesta, R. B.; and Holmes, J. C., 1970 b, 1124, 1125,  
cysticercoid development 1126-1127, 1128, 1133, figs.  
in intermediate host 2, 11, 16  
*Aythya affinis* (exper.) all from Cooking Lake,  
(small intestine) Canada  
*A. valisineria* (nat. and exper.) (small intestine)  
*Hyalella azteca* (nat. and exper.)
- Hymenolepis quasioweni* Spasskaia, L. P., 1966 b  
Dubinina, 1953  
as syn. of *Echinocotyle brachycephala* (Creplin, 1829) n. comb.
- Hymenolepis raillieti* Vaucher, C., 1971 a, fig.  
Joyeux and Baer, 1950 Ludwigsburg, près de Stuttgart, Allemagne  
*Crocidura leucodon*
- Hymenolepis rauschi* McLaughlin, J. D.; and Burt, D. B., 1973 a  
Schiller, 1950  
*Anas rubripes* New Brunswick
- Hymenolepis recurvirostrae* sensu Baer, 1959, nec Krabbe, pro parte  
as syn. of *Wardium tsengi* (Joyeux et Baer, 1940) n. comb.



- Hymenolepis recurvirostrae* *sensu* Dubinina, 1953, *nec* Krabbe  
as syn. of *Wardium tsengi* (Joyeux et Baer, 1940) n. comb. Spasskaia, L. P., 1966 b
- Hymenolepis recurvirostrae* var. *magnosacco* Joyeux, Baer et Matrin, 1936  
as syn. of *Wardium tsengi* (Joyeux et Baer, 1940) n. comb. Spasskaia, L. P., 1966 b
- Hymenolepis roudabushi* Macy and Rausch, 1946  
*Eptesicus fuscus* (intestine)  
*Myotis lucifugus* " Blankespoor, H. D.; and Ulmer, M. J., 1971 a  
all from Iowa
- Hymenolepis rugosa* var. *birmanica* (Meggett, 1924) pigeons Bhatnagar, P. K.; and Ruprah, N. S., 1970 a, figs.  
Hissar, India
- Hymenolepis scalaris* (Dujardin, 1845)  
*Sorex araneus* (small intestine)  
*S. minutus* Lewis, J. W., 1968 b  
Aberystwyth and Skomer Island, Wales  
Aberystwyth, Wales
- Hymenolepis scalaris* (Dujardin, 1845)  
morphology, taxonomy, biology  
Syn.: *Hymenolepis dodecacantha* Baer, 1925 *sensu* Vaucher and Hunkeler, 1967  
*Crocidura russula* Vaucher, C., 1971 a, figs.  
Suisse; France
- Hymenolepis scalaris* (Dujardin, 1945) *sensu* Baer, 1932 [et auct.]  
as syn. of *Hymenolepis schaldybini* (Spassky, 1947) Vaucher, C., 1971 a
- Hymenolepis schaldybini* (Spassky, 1947)  
morphology, taxonomy, biology  
Syn.: *Neoskrjabinolepis schaldybini* Spassky, 1947;  
*Hymenolepis scalaris* (Dujardin, 1945) *sensu* Baer, 1932 [et auct.]; *Hymenolepis singularis* Cholodkowsky, 1912 *sensu* Baylis, 1934 [et auct.]; *Hymenolepis scutigera* (Dujardin, 1845) *sensu* Dollfus, 1961  
*Sorex* Vaucher, C., 1971 a, figs.  
France; Suisse; Hollande; Belgique; Allemagne; Danemark; Tchecoslovaquie; Autriche; Suède; Finlande; Norvège
- Hymenolepis scutigera* (Dujardin, 1845)  
*Sorex araneus* (large intestine)  
*S. minutus* Lewis, J. W., 1968 b  
Aberystwyth and Skomer Island, Wales  
Aberystwyth, Wales
- Hymenolepis scutigera* (Dujardin, 1845)  
morphology, taxonomy, biology  
*Sorex* Vaucher, C., 1971 a, figs.  
France; Suisse; Allemagne; Hollande; Belgique; Danemark; Tchecoslovaquie; Autriche; Suède; Finlande; Norvège
- Hymenolepis scutigera* (Dujardin, 1845) *sensu* Dollfus, 1961  
as syn. of *Hymenolepis schaldybini* (Spassky, 1947) Vaucher, C., 1971 a
- Hymenolepis setigera* ducks, *tremanol* Tschkov, Tsv.; and Mateev, P., 1970 a
- Hymenolepis singularis* (Cholodkowsky, 1912)  
*Sorex araneus* (small intestine)  
*Sorex minutus*  
*Neomys fodiens* Lewis, J. W., 1968 b  
Aberystwyth and Skomer Island, Wales  
Aberystwyth, Wales
- Hymenolepis singularis* Cholodkowsky, 1912  
morphology, taxonomy, biology  
*Sorex araneus* Vaucher, C., 1971 a, figs.  
France; Suisse; Hollande; Allemagne; Hollande; Danemark; Tchecoslovaquie ?; Suède; Finlande; Norvège
- Hymenolepis singularis* Cholodkowsky, 1912 *sensu* Baylis, 1934 [et auct.]  
as syn. of *Hymenolepis schaldybini* (Spassky, 1947) Vaucher, C., 1971 a
- Hymenolepis sobolevi* (Spassky and Jurpolova, 1964) comb. n. Podesta, R. B.; and Holmes, J. C., 1970 b, 1127
- Hymenolepis spinocirrosa* sp. n.  
cysticeroid development in intermediate host  
*Aythya affinis* (nat. and exper.) (feces, small intestine)  
*A. americana* (nat. and exper.) (small intestine)  
*A. valisineria* " "  
*Hyalella azteca* (nat. and exper.) Podesta, R. B.; and Holmes, J. C., 1970 b, 1124, 1125, 1127, 1128, 1130, 1133, figs. 3, 12, 13, 18  
all from Cooking Lake, Canada
- Hymenolepis spinulosa* Cholodkowsky, 1906  
morphology, taxonomy, biology  
Syn.: *Vigisolepis barbosclex* Spassky, 1949  
*Sorex* Vaucher, C., 1971 a, figs.  
Suisse; Allemagne; Belgique; France; Hollande; Danemark; Tchecoslovaquie; Autriche; Suède; Finlande; Norvège
- Hymenolepis stefanskii* Zarnowski, 1954  
morphology, taxonomy, biology  
*Sorex* Vaucher, C., 1971 a, figs.  
France; Suisse; Belgique; Finlande
- Hymenolepis stylosa* (Rudolphi, 1809)  
*Pica p. hudsonia* Wacha, R.S.; and Schmidt, G.D., 1971 a  
Greeley, Colorado
- Hymenolepis subrostellata* Sawada, 1970  
*Rhinolophus ferrumequinum* Sawada, I., 1971 a, figs.  
Hiroshima Prefecture, Japan
- Hymenolepis sunci* n. sp.  
*Suncus marinus* Vaucher, C.; and Tenora, F., 1971 a, 337, 339-340, figs. 7-9  
Afghanistan: Laghman, Jalalabad
- Hymenolepis tetracis* Cholodkowsky, 1906  
as syn. of *Otidilepis tetracis* (Cholodkowsky, 1906) n. comb. Spasskaia, L. P., 1966 b
- Hymenolepis tiara* (Dujardin, 1845)  
morphology, taxonomy, biology  
*Crocidura* Vaucher, C., 1971 a, figs.  
France; Suisse; Allemagne

- Hymenolepis tridontophora* Vaucher, C., 1971 a  
Soltys, 1954  
as syn. of *Hymenolepis bifurca* (Hamann, 1891)
- Hymenolepis tripartita* Vaucher, C., 1971 a, figs.  
(Zarnowski, 1955)  
morphology, taxonomy, biology  
Sorex Suisse; Suède; Finlande;  
Norvège
- Hymenolepis trombidacantha* Podesta, R. B.; and Holmes,  
sp. n. J. C., 1970 b, 1124, 1125,  
cysticeroid development 1128-1129, 1130, 1133, figs.  
in intermediate hosts 4, 14, 19  
*Hyalella azteca* (nat. and Cooking Lake, Canada  
exper.)  
*Aythya affinis* (exper.) (small intestine)
- Hymenolepis tuvensis* (Spas- Podesta, R. B.; and Holmes,  
skaja and Spassky, 1960) J. C., 1970 b, fig.  
cysticeroid development in intermediate hosts  
*Hyalella azteca* all from Cooking Lake,  
*Melanitta deglandi* Canada  
*Aythya affinis* (nat. and exper.)  
*A. americana* "  
*A. valisineria* "
- Hymenolepis uncinata* Vaucher, C., 1971 a, figs.  
(Stieda, 1862)  
morphology, taxonomy, biology  
Syn.: *Oligorchis uncinata* (Stieda, 1862) Yamaguti, 1959  
*Crocidura leucodon* Suisse; Allemagne
- Hymenolepis uncinata* Vaucher, C., 1971 a  
(Stieda, 1862) sensu Baer, 1932  
as syn. of *Hymenolepis furcata* (Stieda, 1862)
- Hymenolepis vaginata* Spasskii, A. A.; and Korniu-  
Baczynska, 1914 shin, V. V., 1971 a; 1971 b  
as syn. of *Avocettolepis vaginata* (Baczynska, 1914)  
comb. n.
- Hymenolepis venusta* Spasskaia, L. P., 1966 b  
(Rosseter, 1897) Fuhrmann, 1932  
as syn. of *Retinometra venusta* (Rosseter, 1897) n. comb.
- Hymenosphenacanthus lon-* Spasskaia, L. P., 1966 b  
*givaginata* (Fuhrmann, 1906) Yamaguti, 1959  
as syn. of *Retinometra* (?) *longivaginata* (Fuhrmann,  
1906) n. comb.
- Hymenosphenacanthus macro-* Spasskaia, L. P., 1966 b  
*cephala* (Fuhrmann, 1913) Yamaguti, 1959  
as syn. of *Retinometra venusta* (Rosseter, 1897) n. comb.
- Hymenosphenacanthus vagi-* Spasskii, A. A.; and Korniu-  
*nata* (Baczynska, 1914) shin, V. V., 1971 a; 1971 b  
Yamaguti, 1959  
as syn. of *Avocettolepis vaginata* (Baczynska, 1914)  
comb. n.
- Hymenosphenacanthus venus-* Spasskaia, L. P., 1966 b  
*tus* (Rosseter, 1897) Yamaguti, 1959  
as syn. of *Retinometra venusta* (Rosseter, 1897) n. comb.

- Ichthybothrium* n. gen. Pseudophyllidae; Ptychobothriidae Khalil, L. F., 1971 a, 371, 378-379  
tod: *I. ichthybori* n. sp.
- Ichthybothrium ichthybori* n. gen., n. sp. (tod) *Ichthyborus besse* (intestine) Khalil, L. F., 1971 a, 371-379, figs. 1-3  
White Nile near Khartoum, Sudan
- Icterotaenia Railliet et Henry*, 1909 Spasskii, A. A., 1968 a, 49  
synonymy
- Icterotaenia* sp. (Spasskaja, 1957) n. comb. Spasskii, A. A., 1968 a, 50
- Icterotaenia arkita* (Mathevossian, 1950) n. comb. Spasskii, A. A., 1968 a, 27  
synonymy
- Icterotaenia binzui* (Yamaguti, 1956) Spassky, 1966 Spasskii, A. A., 1968 a, 28  
Syn.: *Anomotaenia binzui* Yamaguti, 1956
- Icterotaenia borealis* (Krabbe, 1869) Spassky, 1966 Spasskii, A. A., 1968 a, 28  
Syn.: *Taenia borealis* Krabbe, 1869, neq *Choanotaenia borealis* [of] Clerc, 1906
- Icterotaenia brevis* (Clerc, 1902) Spassky, 1966 Spasskii, A. A., 1968 a, 28  
synonymy
- Icterotaenia caledonica* (Fuhrmann, 1918) Spassky, 1966 Spasskii, A. A., 1968 a, 28  
Syn.: *Anomotaenia caledonica* Fuhrmann, 1918
- Icterotaenia constricta* (Molin, 1858) Spassky, 1966 Spasskii, A. A., 1968 a, 27, 29-30  
synonymy
- Icterotaenia dominicanus* (R. et H., 1912) Baer, 1925 Spasskii, A. A., 1968 a, 34  
as syn. of *Dichoanotaenia? dominicanus* (Railliet et Henry 1912) n. comb.
- Icterotaenia dubininae* (Mathevossian, 1963) Spassky, 1966 Spasskii, A. A., 1968 a, 39  
Syn.: *Anomotaenia dubininae* Mathevossian, 1963
- Icterotaenia galbulae* (Gmelin, 1790) Railliet et Henry, 1909 Spasskii, A. A., 1968 a, 31  
synonymy
- Icterotaenia gondwana* (Inamdar, 1934) n. comb. Spasskii, A. A., 1968 a, 45  
Syn.: *Choanotaenia gondwana* Inamdar, 1934
- Icterotaenia magnicirrosa* (Meggitt, 1926) n. comb. Spasskii, A. A., 1968 a, 45  
synonymy
- Icterotaenia parina* (Dujardin, 1845) Baer, 1925 Spasskii, A. A., 1968 a, 45
- Icterotaenia passerina* (Fuhrmann, 1907) n. comb. Spasskii, A. A., 1968 a, 42, 49  
synonymy
- Icterotaenia praecox* (Krabbe, 1879) n. comb. Spasskii, A. A., 1968 a, 36  
Syn.: *Anomotaenia praecox* (Krabbe, 1879)
- Icterotaenia prinopsia* (Mettrick, 1959) n. comb. Spasskii, A. A., 1968 a, 47  
synonymy
- Icterotaenia? rowettiae* (Yeh, 1957) n. comb. Spasskii, A. A., 1968 a, 36, 49  
synonymy
- Icterotaenia? skrjabiniana* (Spasskaja, 1958) n. comb. Spasskii, A. A., 1968 a, 47, 50  
synonymy
- Icterotaenia tarnogradskii* (Dinnik, 1927) n. comb. Spasskii, A. A., 1968 a, 37  
synonymy
- Icterotaenia trigonocephala* (Krabbe, 1869) n. comb. Spasskii, A. A., 1968 a, 37  
synonymy
- Icterotaenia tugarinovi* (Dubinina, 1950) n. comb. Spasskii, A. A., 1968 a, 44  
synonymy
- Icterotaenia unicoloronata* (Fuhrmann, 1908) Spassky, 1966 Spasskii, A. A., 1968 a, 48  
synonymy
- Icterotaenia verulamii* (Mettrick, 1958) n. comb. Spasskii, A. A., 1968 a, 37  
synonymy
- Inermicapsifer Janicki*, 1910 Stunkard, H. W., 1969 c  
should be retained in *Linstowiinae*
- Inermicapsifer arvicanthidis* (Kofend, 1917) Durette-Desset, M. C., 1966 b, 129  
*Thamnomys rutilans* Republique Centrafricaine: Boukoko
- Inermicapsifer arvicanthidis* (Kofend, 1917) Baer, 1925 Quentin, J. C., 1964 b  
as syn. of *I. madagascariensis* (Davaine, 1870)
- Inermicapsifer congolensis* Mahon, 1954 Quentin, J. C., 1964 b  
*Cricetomys gambianus* M'Baiki, Republique Centrafricaine
- Inermicapsifer guineensis* Paperna, I.; Furman, D.P.; and Rothstein, N., 1970 a Arvicanthis niloticus *Cricetomys gambianus* all from Tema periphery, South Ghana
- Inermicapsifer madagascariensis* (Davaine, 1870) Durette-Desset, M. C., 1966 b  
*Thamnomys rutilans* Republique Centrafricaine: La Maboke

- Inermicapsifer madagascariensis* (Davaïne, 1870),  
Baer, 1956  
diagnosis, clinical review, reservoir hosts, niclosamide human, children  
*Praomys* (*Mastomys*) *natalensis*  
*Procavia* sp  
*Chinchilla* sp.
- Inermicapsifer madagascariensis* (Davaïne, 1870)  
Syn.: *I. arvicanthidis* (Kofend, 1917) Baer, 1925  
*Aethomys medicatus* all from République Centrafricaine  
*Arvicanthis niloticus*  
*Hybomys univittatus*  
*Pelomys campanae*  
*Thomomys rutilans*
- Inermicapsifer muricola*  
*Arvicanthis niloticus*
- Infula burhini* Burt, 1939  
*Lobibyx novaehollandae*
- Insectivorolepis infirma* Zarnowski, 1955  
as syn. of *Hymenolepis infirma* (Zarnowski, 1955)
- Goldsmid, J.M.; and Muir, M., 1972 a, figs.  
Rhodesia, all from
- Quentin, J. C., 1964 b
- Paperna, I.; Furman, D. P.; and Rothstein, N., 1970 a  
East cantonments, Tema periphery, South Ghana
- Schmidt, G. D., 1972 d  
Coward Springs, South Australia
- Vaucher, C., 1971 a
- Insectivorolepis inuzensis* n. sp.  
*Rhinolophus ferrumequinum* (small intestine)
- Insinuarotaenia spasskii* Andreiko et Jun, 1963  
*Mustela erminea* (small intestine)
- Isoglaridacris agminis* sp. n.  
*Erimyzon sucetta* (intestine)
- Isoglaridacris bulbocirrus* Lawrence, J. L., 1970 a  
intensity, season, host sex and age  
*Catostomus commersoni*
- Isoglaridacris jonesi* sp. n.  
(intestine of all)  
*Moxostoma duquesnei*
- M. erythrurum*
- Sawada, I., 1971 a, 175-176, 177, figs. 3-6  
Inuze, Hiroshima Prefecture, Japan
- Tazieva, Z. Kh.; and Lobachev, Iu. S., 1970 a  
Kazakhstan Altai
- Williams, E. H. (jr.); and Rogers, W. A., 1972 b, 1082-1083, figs. 1-5  
Uphapee Creek, 4 miles northeast of Tuskegee, Macon County, Alabama
- Lawrence, J. L., 1970 a  
Pushaw Lake, Penobscot County, Maine
- Mackiewicz, J. S., 1972 a, 1075, 1077-1080, figs. 10-19  
Hiwassee River below Apalachia Dam, about 13 km E of Reliance, Cherokee Co., Tennessee  
Sevierville, Little Pigeon River, Sevier Co., Tennessee

- Joyeuxiella guilhoni n. sp. Troncy, P.-V., 1970 a, 1507-1511, fig. 10  
Zibethailurus serval  
République du Tchad
- Joyeuxiella pasqualei Bernard, J., 1968 b  
Gerbillus pyramidum hirtipes (foie)  
Gabès et le Djebel Bou Hedma, North Africa
- Khawia sinensis Musselius, V. A., 1969 a  
Ctenopharyngodon idella  
European USSR
- Khawia sinensis Muzykovskii, A. M.; Sapozhnikov, G. I.; and Nazarova, N. S., 1971 a  
phenasal, phenothiazine, Kamala, Devermin, carp
- Khawia sinensis Hsü, 1935 Osmanov, S. O., 1971 a, 140  
Cyprinus carpio (intestine) all from Uzbekistan  
[C. carpio haematopterus] (intestine)
- Khawia sinensis Sapozhnikov, G. I.; and Vasil'kov, G. V., 1972 a  
control, quicklime, carp ponds
- Khawia sinensis Tommatik, E.N.; and Eskinco-Marits, N. M., 1968 a  
Cyprinus carpio  
Moldavian reservoirs
- Kintneria n. subgen. [nomen nudum] Spasskii, A.A., 1968 a, 42, 50  
subgenus of Monopylidium  
tod: M. (K.) capsulata n.sp.  
[inadvertently given generic rank, p. 50]
- Kintneria capsulata n. sp. Spasskii, A.A., 1968 a, 50  
[Kintneria inadvertently given generic rank]
- Kowalewskiiella cingulifera (Krabbe, 1869) Sandeman, 1959 Mettrick, D. F., 1967 b, 335-336  
Tringa ocropus  
Samfya, Zambia
- Krimi Burt, 1944 Schmidt, G. D., 1972 d  
key

- Lacistorhynchus tenuis* Buteau, G. H. (jr.) et al.,  
parasite and host lipids, 1971 a  
fatty acid and sterol composition  
*Triakis semifasciata*  
(spiral valve, rectal gland) Tomales Bay  
*Rhinotriakis henlei* San Francisco Bay  
(spiral valve, rectal gland)  
*Mustelus canis* (spiral  
valve) Vineyard Sound, Massachu-  
setts
- Lacistorhynchus tenuis* Lumsden, R. D.; Oaks, J. A.;  
tegument plasmalemma, and Alworth, W. L., 1970 a,  
ultrastructure, cation figs.  
binding sites, cytochemistry
- Lacistorhynchus tenuis* Mudry, D. R.; and Dailey,  
Beneden, 1858 M. D., 1971 a, fig.  
development of metacystode stages  
*Tigriopus californicus* (exper.)  
*Triakis semifasciata* Mission Bay, California
- Lacistorhynchus tenuis* Oaks, J. A.; and Lumsden,  
H-galactose incorporation R. D., 1971 a  
and transport, tegument mucins, elaboration of  
glycocalyx
- Lacistorhynchus tenuis* Pappas, P. W., 1970 a  
van Beneden, 1858 all from Humboldt Bay  
*Triakis henlei* (rectal (salt) gland, coelomic cavity,  
spiral valve)  
*Triakis semifasciata* (spiral valve)
- Lacistorhynchus tenuis* Voge, M.; and Edmonds, H.,  
oncospheres, hatching 1969 a, fig. 2  
in vitro from coracidia  
*Triakis semifasciata* coastal waters off Los An-  
geles, California  
*Rhinotriakis henlei* Berkeley Pier, Alameda  
County, California
- Lapwingia* Singh, 1952 Schmidt, G. D., 1972 d  
key
- Lapwingia adelaidae* sp. n. Schmidt, G. D., 1972 d, 1085-  
*Lobdix novaehollandae* 1087, figs. 1-6  
(small intestine) Townsville, Queensland,  
Australia
- Lateriporus macrosphincter* Baer, J. G.; and Bona, F. V.,  
Southwell, 1933 1960 a, 12  
as syn. of *Dendrouterina macrosphincter* (Fuhrm., 1901)  
n. comb.
- Lateriporus mahdiaensis* Baer, J. G.; and Bona, F. V.,  
Joyeux, 1923 1960 a, 12  
as syn. of *Dendrouterina macrosphincter* (Fuhrm., 1901)  
n. comb.
- Lateriporus spinosus* Baer, J. G.; and Bona, F. V.,  
Fuhrm., 1908 1960 a, 9  
as syn. of *Valipora spinosa* (Fuhrm., 1908) n. comb.
- Lateriporus spinosus* Baer, J. G.; and Bona, F. V.,  
Southwell, 1930 (nec) 1960 a, 12  
Fuhrm., 1908)  
as syn. of *Dendrouterina macrosphincter* (Fuhrm., 1901)  
n. comb.
- Liga depressa* (Sieb.) Spasskii, A. A., 1968 a, 31  
Mathevossian, 1963  
as syn. of *Ncoliga depressa* (Siebold, 1836) Spassky et  
Spasskaja, 1959
- Ligula* sp. Babaev, B., 1969 a  
fish disease Karakum canal
- Ligula colymbi* Zeder, 1803 Osmanov, S. O., 1971 a, 146  
(body cavity of all) all from Uzbekistan  
*Leuciscus lehmanni*  
*Gobio gobio lepidolaemus*  
*Chalcalburnus chalcoides*  
*Barbus brachycephalus*  
*Alburnoides bipunctatus eichwaldi*  
*A. taeniatus*  
*Cobitis aureata aralensis*
- Ligula colymbi* Tomnatik, E. N.; and Esinenko-  
*Cobitis taenia* Marits, N. M., 1968 a  
*Gobio gobio* all from Moldavian reser-  
*Leucaspis delineatus* voirs
- Ligula intestinalis* Burgisser, H., 1952 a  
*Podiceps cristatus* Sempach, Switzerland
- Ligula intestinalis* Brylinski, E., 1972 a  
*Ligula intestinalis* fertility and procreation of *Abramis brama*
- Ligula intestinalis* Crichton, V. F. J.; and  
Linnaeus, 1758 Welch, H. E., 1972 a  
*Anas platyrhynchos platy-* Delta Marsh, Manitota  
*rhynchos*
- Ligula intestinalis* Davydov, O. N., 1970 a  
survival, synthetic media, temperature
- Ligula intestinalis* (L., Golovkova, V. I., 1972 a  
1758) Turkmen SSR  
*Mergus albellus*
- Ligula intestinalis* Greer, K. R., 1955 a, 311  
*Lutra canadensis* all from Thompson Lakes  
*Ptychocheilus oregonensis* region, Montana  
*Richardsonius balteatus*  
*Perca flavescens*
- Ligula intestinalis* Horoszewicz, J., 1972 a  
reduced resistance of fish to high temperatures
- Ligula intestinalis* Jarzynowa, B., 1971 a, figs.  
effect on growth rate, biometric features  
*Abramis brama* Lubelskie voivodship
- Ligula intestinalis* Jarzynowa, B., 1971 b  
effect on chemical composition, bream
- Ligula intestinalis* Musselius, V. A., 1969 a  
*Ctenopharyngodon idella* all from European USSR  
*Aristichthys nobilis*
- Ligula intestinalis* (L., Osmanov, S. O., 1971 a, 145  
1758) all from Uzbekistan  
(body cavity of all)  
*Rutilus rutilus aralensis*  
*Scardinius erythrophthalmus*  
*Aspiolucius esocinus*  
*Barbus capito con cephalus*  
*Schizothorax intermedius*  
*Chalcalburnus chalcoides aralensis*  
*Gobio gobio lepidolaemus*  
*Varicorhinus capoeta heratensis steindachneri*  
*Alburnoides bipunctatus eichwaldi*  
*A. taeniatus*  
[*Abramis brama bergi*]  
*Capoetobrama kuschakewitschi*  
*Abramis sapa bergi natio aralensis*  
*Pelecus cultratus*

- Ligula intestinalis* Otto, F., 1972 a, figs.  
*Rutilus rutilus*
- Ligula intestinalis* Rauckis, E., 1970 a  
[*Rutilus rutilus*] (body  
cavity) Lake Dusia, Lithuania
- Ligula intestinalis* Strazhnik, L. V.; and Davy-  
thiamine, tissues dov, O. N., 1971 a
- Ligula intestinalis* Tomatik, E.N.; and Esinenko-  
*Leucaspis delineatus* Marits, N. M., 1968 a  
*Gobio gobio* all from Moldavian reser-  
*Abramis brama* voirs
- Ligula intestinalis* Wootten, R., 1973 a  
(Linnaeus, 1758) Hanningfield Reservoir,  
*Rutilus rutilus* (abdominal Essex  
cavity)
- Ligula intestinalis* Zhatkanbaeva, D., 1969 a  
gulls Kurgal'dzhinsk lake
- Ligula simplicissima* Otto, F., 1972 a, fig.  
Cyprinid[ae]
- Ligulidae Dubinina, M. N., 1964 c  
evolution
- Ligulidae gen. sp. Osmanov, S. O., 1971 a, 148  
*Silurus glanis* (musculature) Uzbekistan
- Litobothridae fam. n. Dailey, M. D., 1969 c, 222  
Litobothridea ord. n.  
type genus: *Litobothrium* gen. n.
- Litobothridea ord. n. Dailey, M. D., 1969 c, 222  
Eucestoda  
includes: Litobothridae fam. n.
- Litobothrium* gen. n. Dailey, M. D., 1969 c, 218,  
Litobothridea, Litoboth- 222-223  
ridae ord. and fam. n. tod: *L. alopias* n. sp.
- Litobothrium alopias* gen. Dailey, M. D., 1969 c, 218,  
n., sp. n. (tod) 219, 220, 222, 223, figs. 1-6,  
*Alopias superciliosus* 11-13  
(spiral valve) Newport Beach, California
- Litobothrium coniformis* Dailey, M. D., 1969 c, 218,  
sp. n. 220-222, figs. 7-10  
*Alopias superciliosus* Newport Beach, California  
(spiral valve)
- Litobothrium gracile* Dailey, M. D., 1971 a, 94-96,  
sp. n. figs. 1-8  
*Odontaspis ferox* (spiral San Clemente Island, Cali-  
valve) fornia

- Mashonalepis ardeius sp. nov. Nyctiocorax nyctiocorax (intestine) Ardea cinerea Rhodesia Mettrick, D. F., 1967 b, 333, 343-344, fig. 3a-c Samfya, Zambia
- Mashonalepis dafyddi Beverley-Burton, 1960 Ardea cinerea Rhodesia Mettrick, D. F., 1967 b, 345 Mazoe, Rhodesia
- Mathevotaenia sp. Mus musculus Egypt Fahmy, M. A. M.; Rifaat, M. A.; and Arafa, M. S., 1969 b
- Mathevotaenia sp. Acomys cahirinus Egypt Rifaat, M. A.; Mahdi, A. H.; and Arafa, M. S., 1969 c
- Mathevotaenia rodentium Mus musculus Iran Rak, H., 1972 a
- Mathevotaenia sanchorensis n. sp. Herpestes sp. (intestine) Sanchore (Distt. Jalore, Rajasthan), India Nama, H. S.; and Khichi, P. S., 1973 b, 132-135, figs. 1-3
- Mathevotaenia symmetrica Rattus rattus (alimentary tract) Punjab region, West Pakistan Buscher, H. N.; and Haley, A. J., 1971 a
- Mesocestoides tetrathyridia, biosynthesis de novo, purines, pyrimidines, in vitro, synthetic medium Heath, R. L.; and Hart, J. L., 1970 a, figs.
- Mesocestoides bunamidin, Kynoverm, Mebendazole, dogs, cats Niemand, H. G., 1973 a
- Mesocestoides pathological lesions, liver, mice, comparison with Fasciola hepatica, Taenia hydatigena Specht, D.; and Widmer, E.A., 1972 a
- Mesocestoides [sp.], tetrathyridia larvae Cnemidophorus sexlineatus (abdominal musculature, mesenteries, and cavity) Dyer, W. G., 1971 a Todd County, South Dakota
- Mesocestoides sp. (larves Tetrathyridium) Crocidura russula ichnusae Sardinia Vaucher, C., 1971 a
- Mesocestoides corti Mephitis mephitis (small intestine) North Dakota Dyer, W. G., 1970 a
- Mesocestoides corti asexual multiplication Canis familiaris (exper.) (intestine) Mephitis mephitis (exper.) (intestine) Eckert, J.; von Brand, T.; and Voge, M., 1969 a, figs.
- Mesocestoides corti mebendazole, dogs Grevel, V.; and Eckert, J., 1973 a
- Mesocestoides corti Hoepli, 1925 prenatal infection, white mice Hess, E., 1972 a, 1 pl.
- Mesocestoides corti biology, asexual multiplication Hess, E., 1972 b, figs.
- Mesocestoides corti tetrathyridia, mice, protective immunity, passive transfer of immune serum Kowalski, J. C.; and Thorson, R. E., 1972 a
- Mesocestoides corti immunization, mice, secretory and excretory antigen compared to somatic antigen Kowalski, J.C.; and Thorson, R.E., 1972 b
- Mesocestoides corti Mephitis mephitis Spilogale putorius (small intestine of all) Mead, R. A., 1963 a all from Sacramento Valley, California
- Mesocestoides corti tetrathyridia, adverse conditions, survival, longevity Mueller, J. F., 1972 b
- Mesocestoides corti Hoepli Novak, M., 1972 a, figs. tetrathyridia, asexual multiplication by fission, volume of biomass increase
- Mesocestoides corti acceleration of growth of tetrathyridia by cytostatic agents and parasiticides, mice Novak, M.; and Lubinsky, G., 1973 a
- Mesocestoides kirbyi Vulpes vulpes Rausch, R. L.; and Richards, S. H., 1971 a North Dakota
- Mesocestoides lineatus (Goeze, 1782) Syn.: M. litteratus (Batsch, 1786) Vulpes vulpes Austria Hinaidy, H. K., 1971 a
- Mesocestoides lineatus Martes zibellina Kontrimavichus. V. L., 1969 b Altai Mountains
- Mesocestoides lineatus domestic cats Mirzayans, A., 1971 a Teheran area, Iran
- Mesocestoides lineatus (Goeze, 1782) Nyctereutes procyonoides ussuriensis Roman-Chiriak, E.; and Barbu, P., 1970 a Danube Delta
- Mesocestoides lineatus [Canis familiaris] Canis aureus Sadighian, A., 1969 a all from Shahsavar area, northern Iran
- Mesocestoides lineatus Vulpes vulpes Schweizer, R., 1949 a Switzerland
- Mesocestoides lineatus (Goeze, 1782) Martes foina Mustela erminea Tazieva, Z. Kh.; and Lobachev, Iu. S., 1970 a all from Kazakhstan Altai
- Mesocestoides litteratus (Batsch, 1786) as syn. of M. lineatus (Goeze, 1782) Hinaidy, H. K., 1971 a
- Mesocestoides variabilis Didelphis virginiana (small intestine) Feldman, D.B.; Moore, J.A.; Harris, M.W.; and Self, J.L., 1972 a, fig. North Carolina
- Mesocestoides variabilis Mueller, 1927 Didelphis virginiana (small intestine) Miller, G. C.; and Harkema, R., 1970 a North Carolina
- Microsomacanthus sp. Tadorna tadorna Kornilushin, V. V., 1969 a Black Sea
- Microsomacanthus andrejewoi (Mathevossian, 1945) Kuraschvili, 1957 as syn. of Myxolepis andrejewoi (Mathevossian, 1945) n. comb. Spasskaia, I. P., 1966 b
- Microsomacanthus arcuata (Kowalewski, 1904) Aythya fuligula Golovkova, V. I., 1972 a Turkmen SSR



Microsomacanthus compressa (Linton, 1892) Aythya fuligula	Golovkova, V. I., 1972 a Turkmen SSR	Moniezia calcium arsenate, lambs	Saxena, S. N.; Sharma, K. M.; and Singh, C. P., 1972 a
Microsomacanthus fausti (Tseng-Shen, 1932) Aythya nyroca	Golovkova, V. I., 1972 a Turkmen SSR	Moniezia Mebendazole, sheep	Tabbaa, M., 1972 a
Microsomacanthus innominata (Meggett, 1927) Lopez-Neyra 1942 as syn. of Avocettolepis vaginata (Baczynska, 1914) comb. n.	Spasskiĭ, A. A.; and Korniu- shin, V. V., 1971 a; 1971 b	Moniezia Ripercol, calves	Todorovic, R.A.; Gonzalez, E.F.; Mateus Valles, J.G.; and Adams, L.G., 1971 a
Microsomacanthus lari Belogurov et Kulikov, n. sp. Larus ridibundus L. crassirostris	Spasskaia, L. P., 1966 b, 354- 356, figs. 274-275 all from Khabarovskii Krai (near Neran settlement) and Magadanskaia oblast (near Balagannoe settlement)	Moniezia sp. Tragelaphus strepsiceros	Condy, J. B., 1972 a Rhodesia
Microsomacanthus macracanthissima (Oschmarin, 1950) n. comb. Syns.: Hymenolepis macracanthissima Oschmarin, 1950; Sphenacanthus macracanthissima (Oschmarin, 1950) Spassky et Spasskaja, 1954; Nadejdolepis macracanthissima (Oschmarin, 1950) Yamaguti, 1959	Spasskaia, L. P., 1966 b, 356- 357, fig.	Moniezia spp. cattle	Fréchet, J. L.; and Gibbs, H. C., 1971 a Quebec
Microsomacanthus microsoma (Creplin, 1829) Aythya fuligula	Golovkova, V. I., 1972 a Turkmen SSR	Moniezia spp. survival, winter, pastures	Helle, O., 1971 b eastern Norway
Microsomacanthus moghensis (Inamdar, 1934) Lopez-Neyra, 1942 as syn. of Nadejdolepis? moghensis (Inamdar, 1934) n. comb.	Spasskaia, L. P., 1966 b (Inamdar, 1934) Lopez-Neyra, 1942	Moniezia sp. Capreolus capreolus (intestine) Alces alces (intestine)	Nilsson, O., 1971 a Sweden, all from
Microsomacanthus praeputialis (Oschmarin, 1950) n. comb. Syns.: Hymenolepis praeputialis Oschmarin, 1950; Nadej- dolepis praeputialis (Oschmarin, 1950) Yamaguti, 1959	Spasskaia, L. P., 1966 b, 379- 380, fig.	Moniezia spp. Odocoileus virginianus	Prestwood, A. K., 1971 a Arkansas, Florida, Georgia, Louisiana, Maryland, Missis- sippi, North Carolina, South Carolina, Texas, Virginia
Microsomacanthus spiralicirrata Maksimova, 1963 Tadorna tadorna	Golovkova, V. I., 1972 a Turkmen SSR	Moniezia benedeni Camelus bactrianus	Asadov, S. M.; and Kolesni- chenko, M. L., 1973 a Azerbaijan
Microsomacanthus tuvensis Spasskaja et Spassky, 1961 Aythya fuligula	Spasskaia, L. P., 1966 b, 379- 380, fig.	Moniezia benedeni (small intestine of all) Odocoileus virginianus O. hemionus Cervus canadensis Bison bison	Boddicker, M.L.; and Huggins, E. J., 1969 b all from South Dakota
Moniezia Terenol, sheep	Spasskaia, L. P., 1966 b, 379- 380, fig.	Moniezia benedeni Yomesan	Brglez, J.; and Matjaž, M., 1967 a
Moniezia fecal diagnosis, technique, cattle, poultry	Korniušhin, V. V., 1969 a Black Sea	Moniezia benedeni cambendazole, sheep	Ovetković, L.; Lepojević, O.; and Armacki, S., 1972 a
Moniezia sheep, cattle, tetramisole + niclosamide	Golovkova, V. I., 1972 a Turkmen SSR	Moniezia benedeni Hilomid and tribromine compound, zebu	Graber, M.; and Birgl, E., 1970 a
Moniezia Terenol, cows and sheep	Andraško, H., 1971 a	Moniezia benedeni zebu	Guilhon, J. C.; Graber, M.; and Birgl, E., 1970 b tropical Africa
Moniezia control, sheep and cattle	Cotteleer, C.; and Famerée, L., 1971 b	Moniezia benedeni Terenol, lambs	Güralp, N.; and Oğuz, T., 1971 a
Moniezia Tetramisole, sheep and goats, not effective	Delgado Martínez, A.; and Prieto, R., 1971 a	Moniezia benedeni cambendazole, cattle	Horak, I. G.; Snijders, A. J.; and Pienaar, I., 1972 a
Moniezia Antiamoebin, sheep	Grzywiński, L.; and Klucznik, P., 1973 a	Moniezia benedeni inability to detoxicate benzoic acid in vitro	Kurelec, B., 1971 a
Moniezia methridine, sheep	Helle, O., 1971 a grazing, alternate years	Moniezia benedeni benzoic acid, metabolic path	Kurelec, B., 1971 b
	Kazam, A. R.; and Barya, M. A., 1972 a West Pakistan	Moniezia benedeni lack of carbamyl phosphate synthesis, arginine and pyrimidine dependence	Kurelec, B., 1972 a
	Kohls, R. E.; and Bradley, R. E., 1970 a	Moniezia benedeni [Bos taurus]	Mukhamadiev, S. A., 1971 a Tadzhikistan
	Romagnoli, A.; and Panebianco, F., 1964 b	Moniezia benedeni anthelmintics, sheep	Petrović, Z.; Bordjochki, A.; and Popović, B., 1970 a
		Moniezia benedeni cattle, niclosamide	Prieto, R., 1971 a

- Moniezia benedeni* Provost, A.; and Queval, R., cross-immunity reactions, 1972 a  
bovine pleuropneumonia, rabbit immunization
- Moniezia benedeni* Mansonil, bovine Pulgar P., E., 1970 a  
Venezuela
- Moniezia benedeni* Rivellini, P.; and De Pascale, C., 1970 a  
*Ovis aries* (tubo digerente)  
Campania, Italia
- Moniezia benedeni* la Rosa G., V., 1968 a  
tetramisole, thiabendazole compared, sheep
- Moniezia benedeni* Schultze-Rhnhof, W., 1972 a  
incidence, red deer  
Bavarian Alps
- Moniezia benedeni* Tadros, G., 1969 a  
Promintic, Alcopar, sheep, no effect
- Moniezia benedeni* Touratier, L., 1974 a  
Cetovex, sheep
- Moniezia expansa* (Rudolphi, 1810) Blanchard, 1891  
*Capreolus c. capreolus* Asadov, S. M.; and Ialiev, S. M., 1971 a  
Zekatal'skiĭ goszapovednik, Azerbaïdžhan
- Moniezia expansa* Bernard, J.; and Ben Osman, F., 1968 b  
ovins (tractus digestif) imported from southeast Europe, Tunisia boucherie
- Moniezia expansa* Boddicker, M. L.; and Huggins, E. J., 1969 b  
*Antilocapra americana* (small intestine)  
South Dakota
- Moniezia expansa* Erglez, J.; and Matjaž, M., 1967 a  
*Yomesan*
- Moniezia expansa* Bryant, C., 1972 a  
metabolic regulation, role of pyruvate kinase
- Moniezia expansa* Casarosa, L., 1964 a, pl., figs  
histopathology, scolice attachment
- Moniezia expansa* Cvetković, L.; Lepojević, O.; and Armacki, S., 1972 a  
cambendazole, sheep
- Moniezia expansa* (Rudolphi, 1810) Blanchard, 1891  
*Camelus dromedarius* (small intestine) Dobrynin, M. I., 1969 a  
Turkmen
- Moniezia expansa* Eisa, A. M.; and Ibrahim, A. B. M., 1970 a  
*Nilverm*, Fenzonin, sheep, negative action  
Sudan, Kordofan Province
- Moniezia expansa* Fernandes, B. de F.; de Franca, J. M.; and Pedroso, E. E., 1973 a  
2,2-dihydroxy-5,5-dichlorodiphenylmethane, sheep  
Paraná
- Moniezia expansa* Fromunda, V., 1972 a  
control, prophylaxis, sheep
- Moniezia expansa* Gaenssler, J. G., 1972 a  
Terenol, cattle, goat
- Moniezia expansa* Gibbs, H. C.; and Gupta, R. P., 1972 a  
cambendazole, lambs, calves
- Moniezia expansa* Güralp, N.; and Oğuz, T., 1971 a  
Terenol, lambs
- Moniezia expansa* Horak, I. G.; Snijders, A. J.; and Pienaar, I., 1972 a  
cambendazole, sheep, cattle
- Moniezia expansa* Kates, K. C.; et al., 1971 a  
thiabendazole, levamisole, mebendazole, lambs, reduced strobilar volume
- Moniezia* (Moniezia) *expansa* Mukhamadiev, S. A., 1971 a  
[*Bos taurus*]  
Tadžikistan
- Moniezia expansa* Pal, A. K., 1970 a  
*Yomesan*, calf, goat
- Moniezia expansa* Petrović, Z.; Bordjochki, A.; and Popović, B., 1970 a  
anthelmintics, sheep
- Moniezia expansa* Prieto, R., 1971 a  
sheep, niclosamide
- Moniezia expansa* Pulgar P., E., 1970 a  
Mansonil, bovine  
Venezuela
- Moniezia expansa* Pulg, F. S.; et al., 1971 a  
intermediate host  
São Paulo, Brasil  
Schelorbates
- Moniezia expansa* Rivellini, P.; and De Pascale, C., 1970 a  
*Ovis aries* (tubo digerente)  
Campania, Italia
- Moniezia expansa* Schweizer, R., 1949 a  
*Capreolus capreolus*  
Switzerland  
Rupicapra rupicapra
- Moniezia expansa* Splisteser, H.; and Frick, W., 1973 a  
survival, in liquid  
cattle manure
- Moniezia expansa* Tadros, G., 1969 a  
thiabendazole, Alcopar, Promintic, sheep, no effect
- Moniezia expansa* Touratier, L., 1974 a  
Cetovex, sheep
- Moniezia expansa* Uhazi, L. S.; and Holmes, J. C., 1971 a  
*Ovis c. canadensis*  
Western Canada
- Moniezia mettami* Baylis, 1934  
Phacochoerus aethiopicus (intestin grêle (ileon))  
Hylochoerus meinertzageni (intestin grêle (ileon))  
Troncy, P. M.; Graber, M.; and Thal, J., 1972 a  
all from Central Africa
- Moniezia* (Blanchardiezia) skrjabini sp. n. (small intestine of all) [Ovis aries] [Capra hircus]  
Bator, Ts., 1971 a, 73-76, figs. 1-3  
all from Mongolian People's Republic
- Monieziasis* Gapon, N. M.; Strel'chik, V. A.; Barsuk, N. F.; and Orlova, G. E., 1971 a  
mansonil, mansonil oxide, calves
- Monieziasis* Jolivet, G., 1971 a  
prevention, control, small ruminants
- Monobothrium* sp. Williams, D. D.; and Ulmer, M. J., 1971 a, fig.  
*Carpiodes cyprinus*  
Iowa, Mississippi River
- Monobothrium hunteri* Galentine, R. L.; Christensen, B. M.; and Christensen, L. A., 1970 a  
Mackiewicz, 1963  
intermediate host specificity  
Limnodrilus hoffmeisteri (exper.)  
Catostomus commersoni  
Willow River, Lake Mallilieu impoundment, Hudson, Wisconsin

- Monobothrium ingens* Calentine, R. L.; Christensen, B. M.; and Christensen, L. A., 1970 a  
 Hunter, 1927  
 intermediate host specificity  
*Ptyodrilus (Tubifex) templetoni* (exper.)  
*Limnodrilus hoffmeisteri*  
*Tubifex tubifex* (exper.)  
*Ictiobus bubalus* St. Croix River, Lakeland, Minnesota  
*Branchiura sowerbyi* (exper.)
- Monobothrium ulmeri* Calentine, R. L.; Christensen, B. M.; and Christensen, L. A., 1970 a  
 Calentine and Mackiewicz, 1966  
 intermediate host specificity  
*Limnodrilus hoffmeisteri* (exper.)  
*Moxostoma anisurum* St. Croix River, Lakeland, Minnesota
- Monococcestus americanus* Harley, J. P., 1972 c  
*Ondatra z. zibethica* (small intestine) Madison County, Kentucky
- Monococcestus giganticus* sp. n. Buhler, G. A., 1970 a, 243-245, figs. 1-4  
*Erethizon dorsatum* (small intestine) Larimer County, Colorado
- Monopylidium (Kintneria) capsulata* n. sp. (tod of subgen.) [nomen nudum] Spasskii, A. A., 1968 a, 42, 50  
 Syn.: *Choanotaenia passerina* [of] Kintner, 1938, neg *M. passerinum* Fuhrm., 1907  
 [inadvertently cited as *Kintneria capsulata* n. sp., p. 50]
- Monopylidium chandleri* Spasskii, A. A., 1968 a, 38  
 Moghe, 1925  
 as syn. of *Panuwa chandleri* (Moghe, 1925) Yamaguti, 1959
- Monopylidium exiguum* (Dujardin, 1845) n. comb. Spasskii, A. A., 1968 a, 39, 50  
 synonymy
- Monopylidium fieldingi* Spasskii, A. A., 1968 a, 40  
 Maplestone et Southwell, 1923  
 as syn. of *Cracticotaenia fieldingi* (Maplestone et Southwell, 1923) Spassky, 1966
- Monopylidium galbulae* Spasskii, A. A., 1968 a, 31  
 (Gmelin, 1790) Skrjabin, 1914  
 as syn. of *Icterotaenia galbulae* (Gmelin, 1790) Railliet et Henry, 1909
- Monopylidium hepaticum* Spasskii, A. A.; Andrejko, A. F.; and Merkusheva, I. V., 1969 a  
 Baer, 1932  
 as syn. of *Prochoanotaenia hepatica* (Baer, 1932) Spassky, 1968
- Monopylidium hepaticum* Vaucher, C., 1971 a  
 Baer, 1932  
 as syn. of *Choanotaenia hepatica* (Baer, 1932)
- Monopylidium lobivanelli* Spasskii, A. A., 1968 a, 41  
 (Burt, 1940) Lopez-Neyra, 1952  
 as syn. of *Panuwa lobivanelli* Burt, 1940
- Monopylidium macracantha* Spasskii, A. A., 1968 a, 41  
 Fuhrmann, 1907  
 as syn. of *Panuwa macracantha* (Fuhrmann, 1907) n. comb.
- Monopylidium macracanthum* Spasskii, A. A., 1968 a, 43  
 [sensu Maplestone et Southwell, 1923 non Fuhrmann, 1907]  
 as syn. of *Panuwa? southwelli* (Fuhrmann, 1932) n. comb.
- Monopylidium macracanthum* Spasskii, A. A., 1968 a, 33  
 [of] Tseng, 1932 neg Fuhrmann, 1907  
 as syn. of *Panuwa tsengi* (Sandeman, 1959) Spassky, 1966
- Monopylidium musculosum* Spasskii, A. A., 1968 a, 42, 50  
 (Fuhrmann, 1896) Fuhrmann, 1899  
 Syn.: *Anomotaenia muscosa* (Fuhrmann, 1896) Mathevossian, 1963
- Monopylidium passerinum* Spasskii, A. A., 1968 a, 42  
 Fuhrmann, 1907  
 as syn. of *Icterotaenia passerina* (Fuhrmann, 1907) n. comb.
- Monopylidium soricium* Vaucher, C., 1971 a  
 Cholodkowsky, 1906  
 as syn. of *Choanotaenia crassiscolex* (von Linstow, 1890)
- Monopylidium tsengi* Sandeman, 1959 Spasskii, A. A., 1968 a, 33  
 as syn. of *Panuwa tsengi* (Sandeman, 1959) Spassky, 1966
- Monopylidium unicononatum* Spasskii, A. A., 1968 a, 48  
 Fuhrmann, 1908  
 as syn. of *Icterotaenia unicononata* (Fuhrmann, 1908) Spassky, 1966
- Monorcholepis sobolevi* Spasskii, L. P., 1966 b, 405-406, fig. 317  
 Zimbaluk, Andronova et Kulikov, n. sp.  
*Motacilla alba* all from Karaginskii and Komandorskie Islands  
*Anthus hodgsoni*  
*Acanthis hornemanni*  
*Calcarius lapponicus*  
*Plectrophenax nivalis*
- Monordotaenia taxidiensis* Leiby, P. D.; Sitzmann, P. J.; and Kritsky, D. C., 1971 a  
*Taxidea taxus* North Dakota
- Monordotaenia taxidiensis* Pederson, E. D.; and Leiby, P. D., 1969 a, figs. development, life cycle  
*Taxidea taxus* (nat. and north central North Dakota) (exper.)  
*Citellus richardsonii* (exper.)  
*C. tridecemlineatus* (exper.)
- Monorygma delphini* Skriabin, A. S., 1970 a, figs.  
*Physeter catodon* all from Antarctic waters  
*Balaenoptera physalus*
- Mosgovoyia pect[inata]* Špeník, M.; et al., 1970 a  
*field hares* (intestine) Czechoslovakia
- Mosgovoyia pectinata* Varela, M. C., 1971 a  
*livres* Portugal
- Multiceps* Leushin, N. V., 1971 a  
*dogs, phenasal, hexachlorophene*
- Multiceps* sp. Bernard, J.; and Ben Rachid, M. S., 1970 a, figs.  
*goundi* (tissu sous-cutané) Tunisie
- Multiceps* sp., coemuri Bookhout, T. A., 1971 a  
*Lepus americanus* northern Michigan
- Multiceps* sp. Johri, G. N.; et al., 1971 a  
*goat* (lung) Ujjain
- Multiceps* sp. Raja, E. E., 1971 a, fig.  
*Tatera indica* (peritoneal cavity) Madras
- Multiceps* sp. Rao, B. V.; and Parihar, N. S., 1973  
*Bubalus bubalis* (brain) India
- Multiceps* [sp.] Wilson, V.C.L.C.; Wayte, D.M.; and Addae, R.O., 1972 a, figs.  
 human coenurosis, clinical case report, morphology, histology, diagnostic difficulties, literature review  
*man* (trapezius muscle) Ghana

- Multiceps gaigeri* Pal, A. K., 1970 a  
Yomesan, dogs
- Multiceps gaigeri* Singh, S. P.; Paliwal, O. P.;  
goat (heart) and Singh, K. P., 1971 a
- Multiceps multiceps* Bratanov, V., 1972 a  
importance in animal husbandry
- Multiceps multiceps* Güralp, N.; and Tiğin, Y.,  
bithionol, dogs 1969 a
- Multiceps multiceps* Mukhamadiev, S. A., 1971 a  
[*Bos taurus*] Tadzhikistan
- Multiceps multiceps* Pal, A. K., 1970 a  
Yomesan, dogs
- Multiceps serialis* Jackson, P.J.; and Arundel,  
dogs J. H., 1971 a  
Victoria, Australia
- Multiceps serialis* Kaufmann, P. H. and Whittaker,  
*Theropithecus gelada* F. H., 1972 a, figs.  
(forearm, face, inguinal Louisville Zoological  
area) Gardens
- Multiceps serialis* Magzoub, M., 1972 a  
*scolex evagination* Sudan  
sheep (muscular connective tissue, leg, breast and neck)
- Multiceps serialis* Varela, M. C., 1971 a  
*lièvres* Portugal
- Multitesticulata aegyptica* Spasskii, A.A., 1968 a, 48  
Meggitt, 1927  
as syn. of *Prochoanotaenia filamentosa* (Goeze, 1782)  
n. comb.
- Myxolepis andrejewoi* Spasskaia, L. P., 1966 b, 409-  
(Mathevossian, 1945) n. 411, fig.  
comb.  
Syns.: *Dicranotaenia andrejewoi* Mathevossian, 1945;  
*Sphenacanthus andrejewoi* (Mathevossian, 1945) Ablasov,  
1953; *Microsomacanthus andrejewoi* (Mathevossian, 1945)  
Kuraschvili, 1957

- Nadejdolepis sp. Surkov, V. S.; and NadtochiI, E. V., 1971 a  
Clethrionomys rutilus (small intestine) Sakhalin Island
- Nadejdolepis belopolskai- Spasskaia, L. P., 1966 b, 413-  
iae (Deblock et Rose, 1962) 415, figs.  
n. comb.  
Syn.: Hymenolepis (Hym.) belopolskai-  
ae Deblock et Rose, 1962
- Nadejdolepis crocethia Spasskaia, L. P., 1966 b  
(Belopolskaja, 1953) Yamaguti, 1959  
as syn. of Echinocotyle crocethia (Belopolskaja, 1953)  
n. comb.
- Nadejdolepis litoralis Spasskaia, L. P., 1966 b, 426-  
(Webster, 1947) n. comb. 427, figs.  
Syn.: Hymenolepis (Echinocotyle) litoralis Webster,  
1947; Hymenolepis (H.) litoralis (Webster, 1947) Deblock  
et Rose, 1962
- Nadejdolepis macracanthis- Spasskaia, L. P., 1966 b  
sima (Oschmarin, 1950) Yamaguti, 1959  
as syn. of Microsomacanthus macracanthissima (Oschmarin,  
1950) n. comb.
- Nadejdolepis? moghensis Spasskaia, L. P., 1966 b, 427-  
(Inamdar, 1934) n. comb. 429, fig.  
Syn.: Hymenolepis moghensis Inamdar, 1934; Microsomacan-  
thus moghensis (Inamdar, 1934) Lopez-Neyra, 1942
- Nadejdolepis nitida Spasskaia, L. P., 1966 b, 429-  
(Krabbe, 1869) n. comb. 432, fig.  
Syns.: Taenia nitida Krabbe, 1869; Hymenolepis nitida  
(Krabbe, 1869) Railliet, 1899; Hymenolepis nitida (Krabbe,  
1869) Deblock et Rose, 1962, nec Hymenolepis (Echinoco-  
tyle) nitida Clerc, 1902, 1903, nec Echinocotyle nitida  
Fuhrmann, 1932, Skrjabin et Mathevossian, 1945, nec  
Hymenolepis nitida Baer, 1956
- Nadejdolepis praeputialis Spasskaia, L. P., 1966 b  
(Oschmarin, 1950) Yamaguti, 1959  
as syn. of Microsomacanthus praeputialis (Oschmarin,  
1950) ... comb.
- Nasutaenia n. gen. Baer, J. G.; and Bona, F. V.,  
Dilepididae, Dilepidinae 1960 a, 19-20  
tod: N. nasuta (Fuhrm.,  
1908) n. comb.
- Nasutaenia nasuta (Fuhrm., Baer, J. G.; and Bona, F. V.,  
1908) n. comb. (tod) 1960 a, 20  
Syn.: Dilepis nasuta Fuhrmann, 1908
- Nematotaenia dispar (Goeze, Hristovski, N. D.; and Riggio,  
1782) S., 1971 a  
Bufo bufo (intestine) Bitola, Nish, and Mazara d.  
Vallo  
B. viridis (intestine) Bitola, Predejane, and  
Nish
- Neogryporhynchus n. gen. Baer, J. G.; and Bona, F.V.,  
Dilepididae; Dilepidinae 1960 a, 4-8  
tod: N. cheilancristrotus  
(Wedl, 1855) n. comb.
- Neogryporhynchus cheilan- Baer, J.G.; and Bona, F.V.,  
cristrotus (Wedl, 1855) n. 1960 a, 7, 42, 43, fig. 11Aa  
comb. (tod)  
Syns.: Taenia cheilancristrota brevirostris Wedl, 1855;  
T. cheilancristrota longirostris Wedl, 1855 ex parte;  
Dilepis macropeos Clerc, 1906 nec Wedl, 1855; Acantho-  
cirrus cheilancristrotus (Wedl) Fuhrm., 1908; Gryporhyn-  
chus cheilancristrotus (Wedl) Ransom, 1909; G. tetror-  
chis Hill, 1941; G. nycticoracis Yamaguti, 1956  
Ardea c. cinerea Italie  
Nycticorax n. nycticorax Italie; France
- Neogryporhynchus lasio- Baer, J. G.; and Bona, F.V.,  
peius n. sp. 1960 a, 8, 24, 25, fig. 1  
Ardea p. purpurea France
- Neogryporhynchus lasiopeius Mettrick, D. V., 1967 b, 337,  
Baer and Bona, 1960 338, fig.  
Ardea purpurea near Samfya, Zambia
- Neoliga depressa (Siebold Spasskii, A. A., 1968 a, 30-31  
1836) Spassky et Spasskaja, 1959  
synonymy
- Neoliga macropterygis Spasskii, A.A., 1968 a, 44  
(Hubscher, 1937) Spassky, 1966  
Syn.: Anomotaenia macropterygis Hubscher, 1937
- Neophronia gen. nov. Saxena, S. K., 1967 a, 466,  
Anoplocephalidae, Ano- 473  
plocephalinae tod: N. lucknowensis n.  
gen., n. sp.
- Neophronia lucknowensis Saxena, S. K., 1967 a, 466-  
gen. et sp. nov. (tod) 474, figs. 1-7  
Neophron percnopterus Lucknow, Uttar Pradesh  
ginginianus (intestines)
- Neophronia magnisomm Saxena, S. K., 1970 b  
(Southwell, 1930) n. comb.  
Syn.: N. melanotus Saxena, 1968
- Neophronia melanotus Saxena, S. K., 1970 b  
Saxena, 1968  
as syn. of Neophronia magnisomm (Southwell, 1930) n.  
comb.
- Neophronia percnopteri Saxena, S. K., 1970 b  
(Singh, 1952)  
Syn.: Taufikia ghoshi Capoor, 1966
- Neoskrjabinolepis diaphana Vaucher, C., 1971 a  
(Cholod., 1906) Kobulej, 1953  
as syn. of Hymenolepis diaphana Cholodkowsky, 1906
- Neoskrjabinolepis schal- Vaucher, C., 1971 a  
dybini Spassky, 1947  
as syn. of Hymenolepis schaldybini (Spassky, 1947)
- Nybelinia sp. Pappas, P. W., 1970 a  
Notorynchus maculatus Humboldt Bay

- Oligorchis lahorensis* n. sp. Khan, D.; and Habibullah, 1971 a, 213-214, fig. 1  
Corvus splendens splendens Lahore, West Pakistan
- Oligorchis ravlensis* n. sp. Khan, D.; and Habibullah, 1971 a, 215-216, fig. 2  
Acridotheres ginginiamus Lahore, West Pakistan
- Oligorchis uncinata* (Stieda, 1862) Yamaguti, 1959 as syn. of *Hymenolepis uncinata* (Stieda, 1862) Vaucher, C., 1971 a
- Onchobothriidae [spp.] Vivares, C. P., 1971 a, fig. Maja squinado (caecums hepaticus) Golfe du Lion  
Xantho incisus granulicarpus " " "  
Dorippe lanata (intestin moyen) " " "  
Macropipus vernalis (intestin moyen) Golfe du Tunis
- Onderstepoortia coronati* Mettrick, D. F., 1967 b, 335  
Mettrick, 1961 River Shashi, Tuli, Rhodesia  
*Stephanibyx coronatus*
- Oochoristica Lühe*, 1898 Stunkard, H. W., 1969 c should be retained in *Linstowiinae*
- Oochoristica africana* Burrage, B. R., 1973 a  
*Chamaeleo p. pumilus* Cape Province, South Africa
- Oochoristica anolis* Sellers, L. G., 1971 a  
Harwood Ouachita Parish, Louisiana  
*Anolis carolinensis* (small intestine)
- Oochoristica bivittellolata* Dyer, W. G., 1971 a  
Loewen, 1940 Todd County, South Dakota  
*Cnemidophorus sexlineatus* (small intestine)
- Oochoristica bresslaui* Fuhrmann, 1927 Rêgo, A. A.; and de Oliveira Rodrigues, H., 1965 a, figs. *Tropidurus torquatus hispidus* (intestino delgado) Salvador, Bahia; Cachimbo, Pará; Cabo Frio, Rio de Janeiro
- Oochoristica incisa* blaireau Bouvier, G.; Burgisser, H.; and Schneider, P. A., 1962 a, figs. Vaulion
- Oochoristica pedunculata* Mephitis mephitis Spilogale putorius (small intestine of all) Mead, R. A., 1963 a all from Sacramento Valley, California
- Oochoristica vanzolinii* sp. n. Hemidactylus mabouia (intestino delgado) Rêgo, A. A.; and de Oliveira Rodrigues, H., 1965 a, 59, 60-62, figs. 1-7 Rio de Janeiro, Guanabara, Brasil
- Ophiotaenia* sp. hyperparasitized by *Alaria marcianae* *Rana pipiens* (liver) Schaefer, F. W.; and Etges, F. J., 1969 a, fig. Oshkosh, Wisconsin
- Ophiotaenia filaroides* (La Rue, 1909) developmental morphology, intermediate copepod hosts, seasonal distribution, salamanders *Cyclops vernalis* (exper.) Mead, R. W.; and Olsen, O. W., 1971 a, figs.
- Ophiotaenia lopesi* sp. n. Testudo desticulata (intestino delgado) Rêgo, A. A., 1967 a, 181, 185-186, figs. 7-8 Ilha das Onças, Pará
- Ophiotaenia magna* Hannum, 1925 *Rana catesbeiana* Hollis, P. D., 1972 b central east Texas
- Ophiotaenia perspicua* La Rue 1911 *Natrix s. sipedon* (small intestine) *Thammodis s. sirtalis* (small intestine) Gibson, J. B.; and Rabalais, F. C., 1973 a all from Ottawa Co., Ohio
- Ophiovalipora* Hsü, 1935 as syn. of *Valipora* Linton, 1927 emend. Baer, J. G.; and Bona, F. V., 1960 a, 8
- Ophiovalipora houdemeri* Hsü, 1935 as syn. of *Valipora mutabilis* Linton, 1927 Baer, J. G.; and Bona, F. V., 1960 a, 8
- Ophiovalipora lintoni* (Olsen) Coil, 1950 as syn. of *Valipora mutabilis* Linton, 1927 Baer, J. G.; and Bona, F. V., 1960 a, 8
- Ophiovalipora minuta* Coil, 1960 as syn. of *Valipora minuta* (Coil, 1950) n. comb. Baer, J. G.; and Bona, F. V., 1960 a, 9
- Ophryocotyle proteus* Friis, 1870 *Rallus longirostris* (small intestine) Heard, R. W. III, 1970 a Georgia; South Carolina; North Carolina; Virginia; Maryland; New Jersey
- Ophryocotylodes Fuhrmann*, 1920 key to species includes: *O. pinguis* Fuhrmann, 1904; *O. picus* Singh, 1962; *O. uniuterina* Fuhrmann, 1908; *O. makundi* Singh, 1962; *O. corvorum* n. sp.; *O. meggitti* Moghe, 1933; *O. monacanthis* Moghe et Inamdar, 1934; *O. sharmai* n. sp.; *O. haemacephala* Singh, 1959; *O. barbetti* Singh, 1959 Gupta, N. K.; and Grewal, S. S., 1971 a
- Ophryocotylodes corvorum* n. sp. key *Corvus splendens splendens* (intestine) Chandigarh, India Gupta, N. K.; and Grewal, S. S., 1971 a, 77, 79-86, figs. 4-25
- Ophryocotylodes sharmai* n. sp. key *Corvus splendens splendens* (intestine) Chandigarh, India Gupta, N. K.; and Grewal, S. S., 1971 a, 77-79, 86, figs. 1-3
- Orygmatobothrium musteli* parasite and host lipids, fatty acid and sterol composition *Rhinotriakis henlei* (spiral valve) Buteau, G. H. (fr.); et al., 1971 a San Francisco Bay
- ? *Oschmarenia* (Morosovella) mephitis *Mephitis mephitis* (small intestine) Dyer, W. G., 1970 a North Dakota
- Otidilepis* (Yamaguti, 1959) *Spasskaja*, L. P., 1966 b, 437 Syn.: *Hispaniolepis* (*Otidilepis*)
- Otidilepis tetracis* (Cholodkowsky, 1906) n. comb. *Spasskaja*, L. P., 1966 b, 438-439, figs. Syn.: *Hymenolepis tetracis* Cholodkowsky, 1906; *Hispaniolepis dentatus* Clerc, 1906; *Weinlandia tetracis* (Cholodkowsky, 1906) Mayhew, 1925; *Hispaniolepis tetracis* (Cholodkowsky, 1906) Spassky et Spasskaja, 1954; *Hispaniolepis* (*Otidilepis*) *tetracis* (Cholodkowsky, 1906) Yamaguti, 1959

- Panceriella* nom. n. Stunkard, H. W., 1969 c, 1162  
for: *Pancerina* Fuhrmann, 1899, preoccupied  
Linstowiinae; systematic relations
- Panceriella varanii* (Stos- Stunkard, H. W., 1969 c,  
sich, 1895) n. comb. (tod) 1162
- Pancerina* Fuhrmann, 1899, Stunkard, W. H., 1969 c, 1162  
preoccupied  
renamed: *Panceriella* nom. n.
- Panuwa Burt, 1940 Spasskii, A.A., 1968 a, 43  
Syn.: *Cholodkovskya* Mathevossian, 1953  
includes: *P. lobivanelli* Burt, 1940; *P. chandleri* (Moghe,  
1925) Yamaguti, 1959; *P. macracantha* (Fuhrmann, 1907) n.  
comb.; *P. skrjabini* (Ivanitzky, 1940) n. comb.; *P.?*  
*southwelli* (Fuhrmann, 1932) n. comb.; *P. tsengi* (Sandeman,  
1959) Spassky, 1966; apparently also includes: *Anomotaenia*  
*guiarti* (Tseng, 1932) Mathevossian, 1963; *A.*  
(s.l.) *macracanthoides* (Fuhrmann, 1907) Mathevossian,  
1963; *A. manipurensis* (Patwardhan, 1935) Mathevossian,  
1963
- Panuwa chandleri* (Moghe, Spasskii, A.A., 1968 a, 38, 50  
1925) Yamaguti, 1959  
synonymy
- Panuwa lobivanelli* Burt, Spasskii, A. A., 1968 a, 41, 50  
1940  
synonymy
- Panuwa macracantha* (Fuhr- Spasskii, A. A., 1968 a, 44,  
mann, 1907) n. comb. 50  
synonymy
- Panuwa skrjabini* (Ivanitzky Spasskii, A. A., 1968 a, 43, 50  
1940) n. comb.  
Syn.: *Anomotaenia skrjabini* (Ivanitzky, 1940) Mathevossian,  
1963
- Panuwa?* *southwelli* (Fuhr- Spasskii, A.A., 1968 a, 43-44,  
mann, 1932) n. comb. 50  
synonymy
- Panuwa tsengi* (Sandeman, Spasskii, A. A., 1968 a, 33, 50  
1959) Spassky, 1966  
synonymy
- Parachoanotaenia* Lühe, 1910 Spasskii, A. A., 1968 a, 49  
as syn. of *Icterotaenia* Railliet et Henry, 1909
- Parachoanotaenia galbulae* Spasskii, A. A., 1968 a, 31  
(Gm.) Lühe, 1910  
as syn. of *Icterotaenia galbulae* (Gmelin, 1790) Railliet  
et Henry, 1909
- Parachristianella mono-* Mudry, D. R.; and Dailey,  
*megacantha* Kruse, 1959 M. D., 1971 a, figs.  
development of metacestode stages  
*Tigriopus californicus* (exper.)  
*Rhinobatos productus* Seal Beach, California
- Paradilepis* Hsü, 1935 Baer, J. G.; and Bona, F. V.,  
emend. 1960 a, 16  
Dilepididae, Dilepidinae type: *P. scolecina* (Rud.,  
includes: *P. urceus* 1819)  
(Wedl, 1855) Joyeux et Baer, 1950; *P. transfuga* (Krabbe,  
1869) n. comb.; *P. patriciae* n. sp.; *P. scolecina* (Rud.,  
1819) Hsü, 1935; *P. delachauxi* (Fuhrm., 1909) Joyeux et  
Baer, 1935; *P. kempfi* (Southwell, 1921) Joyeux et Baer,  
1950; *P. longivaginosus* (Mayhew, 1925) Freeman, 1954;  
*P. simoni* Rausch, 1949; *P. rugovaginosus* Freeman, 1954
- Paradilepis hierticos* Saxena, S. K., 1970 a, figs.  
(Johri, 1934) Matevosyan India  
1959  
redescription  
*Milvus migrans*
- Paradilepis macracantha* Baer, J. G.; and Bona, F.V.,  
Joyeux et Baer, 1935 1960 a, 17  
species incertae sedis
- Paradilepis patriciae* n. Baer, J. G.; and Bona, F. V.,  
sp. 1960 a, 17, 48, 49, 50, 51,  
52, 53, figs. 14, 15, 16Aa  
Australie
- Paradilepis scolecina* Osmanov, S. O., 1971 a, 151,  
(Rud., 1819) fig.  
Syn.: *Cysticercus dilepidis* Dogiel et Bychowsky, 1934  
*Esox lucius* all from Uzbekistan  
*Rutilus rutilus aralensis*  
*Leuciscus idus oxianus*  
*Scardinius erythrophthalmus*  
*Aspius aspius taeniatus* n. iblioides  
*Barbus capito conocephalus*  
*B. brachycephalus*  
*Chalcalburnus chalcoides aralensis*  
*Abramis brama orientalis*  
*Releucus cultratus*  
*Carassius auratus gibelio*  
*Cyprinus carpio*  
*Fungitius platygaster aralensis*  
*Pseudoscaphirhynchus kaufmanni*
- Paradilepis transfuga* Baer, J. G.; and Bona, F. V.,  
(Krabbe, 1869) n. comb. 1960 a, 17, 52, 53, fig. 16Bb  
Syn.: *Taenia transfuga* Krabbe, 1869; *Dilepis transfuga*  
(Krabbe) Fuhrm., 1908
- Paranoplocephala* spp. Todd, K. S. (jr.); Lepp, D.  
*Thomomys talpoides* (small L.; and Tryon, C. A. (jr.),  
intestine) 1971 a  
Park County, Wyoming
- Paranoplocephala* sp. Wertheim, G.; and Nevo, E.,  
incidence in different 1971 a  
chromosomal forms of host, Israel  
geographic and climatic distribution of hosts  
*Spalax ehrenbergi*
- Paranoplocephala infrequens* Todd, K. S. (jr.); Lepp, D.  
*Thomomys talpoides* (small L.; and Tryon, C. A. (jr.),  
intestine) 1971 a  
Park County, Wyoming
- Paranoplocephala infrequens* Whitaker, J. O. (jr.); and  
*Microtus ochrogaster* Adalis, D., 1971 a  
*M. pennsylvanicus* all from Indiana
- Paranoplocephala troeschi* Whitaker, J. O. (jr.); and  
*Microtus ochrogaster* Adalis, D., 1971 a  
*M. pennsylvanicus* all from Indiana
- Paranoplocephala variabilis* Todd, K. S. (jr.); Lepp, D.  
*Thomomys talpoides* (small L.; and Tryon, C. A. (jr.),  
intestine) 1971 a  
Park County, Wyoming
- Paratriotaenia* sp. Porter, J. A. (jr.), 1972 a  
(small intestine of all)  
*Saguinus*  
*S. illigeri*  
*S. leucopus*  
*S. oedipus*  
*Callimico goeldii*

- Paricterotaenia dominicanus* Spasskii, A. A., 1968 a, 34  
(R. et H., 1912) Fuhrmann, 1932  
as syn. of *Dichoantaenia?* *dominicanus* (Railliet et Henry, 1912) n. comb.
- Paricterotaenia magnicirrosa* Spasskii, A. A., 1968 a, 45  
(Meggitt, 1926) Fuhrmann, 1932  
as syn. of *Icterotaenia magnicirrosa* (Meggitt, 1926) n. comb.
- Paricterotaenia paradoxa* (Rudolphi 1802) Roman-Chiriac, E.; and Barbu, P., 1970 a  
*Nyctereutes procyonoides ussuriensis* Danube Delta
- Paronia trichoglossi* Schmidt, G. D., 1972 d  
(Linstow, 1888) Spasskii Eidsvald and Brisbane  
*Trichoglossus haematodus* River, Queensland
- Paruterina candelabraria* (Goeze, 1782) Baron, R. W., 1971 a  
*Microtus pennsylvanicus* (liver lobes) all from Manitoba  
*Percmyscus maniculatus* " "
- Paruterina candelabraria* (plerocercoid) Mahrt, J.L.; and Chai, S.J., 1972 a  
*Tamiasciurus hudsonicus* Alberta, Canada
- Paruterina rauschi* Zenchak, J. J.; and Hall, J. E., 1971 a  
*Percmyscus leucopus* all from West Virginia  
*P. maniculatus* (liver of all)
- Parvitaenia Burt*, 1940 Baer, J. G.; and Bona, F. V., 1960 a, 2-3, 22  
enerd. type: *P. ardeolae* Burt, 1940  
*Dilepididae*; *Dilepidinae* includes: *P. ardeolae* Burt, 1940; *P. macropeos* (Wedl, 1855) n. comb.; *P. cochlearii* Coill, 1950; *P. purpurea* Johri, 1959; *P. magna* Baer, 1959; *P. macrophallica* n. sp.; *P. microphallica* n. sp.; *P. ambigua* n. sp.; *P. ardeae* (Johnston, 1911) n. comb.; *P. glandularis* (Fuhrm., 1905) n. comb.; *P. aurita* (Rud., 1819) n. comb.; *P. clavipera* n. sp.; *P. pseudocyclorchida* n. sp.
- Parvitaenia ambigua* n. sp. Baer, J. G.; and Bona, F.V., 1960 a, 2, 26, 27, 30, 31, figs. 2, 4a  
*Cochlearius c. cochlearius*
- Parvitaenia ambigua* Baer and Bona, 1960 Mettrick, D. F., 1967 b, 356
- Parvitaenia ardeae* (Johnston, 1911) n. comb. Baer, J. G.; and Bona, F.V., 1960 a, 2, 42, 43, fig. 11Cc  
Syn.: *Bancroftiella ardeae* Johnston, 1911  
(?) *Ardea novaehollandiae* Australie
- Parvitaenia ardeae* (Johnston, 1911) Baer and Bona, 1960 Mettrick, D. F., 1967 b, 356
- Parvitaenia ardeolae* Burt, 1940 (type) Baer, J. G.; and Bona, F. V., 1960 a, 2, 26, 27, 42, 43, figs. 2A, 11Dd  
*Ardeola speciosa* Java
- Parvitaenia aurita* (Rud., 1819) n. comb. Baer, J.G.; and Bona, F.V., 1960 a, 3, 34, 35, 44, 45, figs. 6, 12Cc  
Syns.: *Taenia aurita* Rud., 1819; *Anomotaenia aurita* (Rud.) Fuhrm., 1908
- Parvitaenia aurita* (Rud., 1819) Baer and Bona, 1960 Mettrick, D. F., 1967 b, 356
- Parvitaenia buckleyi* sp. n. Saxena, S. K., 1970 a, 405, 406-411, figs. 1-5  
*Milvus migrans* India
- Parvitaenia clavipera* n. sp. Baer, J. G.; and Bona, F.V., 1960 a, 3, 32, 33, fig. 5  
*Ardea novaehollandiae* Australie
- Parvitaenia clavipera* Baer and Bona, 1960 Mettrick, D. F., 1967 b, 356
- Parvitaenia cochlearii* Coill, 1950 Baer, J. G.; and Bona, F. V., 1960 a, 2, 30, 31, fig. 4b
- Parvitaenia echinatia* sp. nov. Mettrick, D. F., 1967 b, 333, 346-348, figs. 4a-d; 5a-b  
*Nycticorax nycticorax* (intestine) Samiya, Zambia
- Parvitaenia glandularis* (Fuhrm., 1905) n. comb. Baer, J.G.; and Bona, F.V., 1960 a, 3, 44, 45, fig. 12Bb  
Syns.: *Anomotaenia glandularis* Fuhrm., 1905; *Bancroftiella glandularis* (Fuhrm.) Johnston, 1911
- Parvitaenia gorsakii* Yamaguti, 1956 Baer, J. G.; and Bona, F.V., 1960 a, 9  
as syn. of *Valipora ardeolae* (Singh, 1952) n. comb.
- Parvitaenia ibisae* sp. n. (small intestine of all) Schmidt, G. D.; and Bush, A. O., 1972 a, 1095-1097, figs. 1-6  
*Eudocimus albus* all from Florida  
*Rynchops nigra*
- Parvitaenia ibisae* Schmidt and Bush, 1972 Kinsella, J.M., 1972 a  
*Rynchops nigra* Lake Okeechobee, Florida
- Parvitaenia macropeos* (Wedl, 1855) n. comb. Baer, J. G.; and Bona, F. V., 1960 a, 2, 42, 43, fig. 11Ee  
Syns.: *Taenia macropeos* Wedl, 1855; *Acanthocirrus macropeos* (Wedl) Fuhrm., 1908; *Gryporhynchus pusillus* Ransom, 1909 [et auct.] (nec V. Nordmann, 1832); *Anomotaenia nycticoracis* Yamaguti, 1935  
*Nycticorax n. nycticorax* Italie, Ceylan, Java
- Parvitaenia macropeos* (Wedl, 1855) Baer & Bona, 1960 Mettrick, D. F., 1967 b, 356
- Parvitaenia macrophallica* n. sp. Baer, J. G.; and Bona, F. V., 1960 a, 2, 28, 29, 30, 31, figs. 3E, 4c  
*Cochlearius c. cochlearius* Brésil
- Parvitaenia microphallica* n. sp. Baer, J. G.; and Bona, F.V., 1960 a, 2, 28, 29, 30, 31, figs. 3A, 4b  
*Cochlearius c. cochlearius* Brésil
- Parvitaenia microphallica* Baer and Bona, 1960 Mettrick, D. F., 1967 b, 356
- Parvitaenia nycticoracis* (Yam., 1935) Yamaguti, 1959 Spasskii, A.A., 1968 a, 45, 51  
Syn.: *Anomotaenia nycticoracis* Yamaguti, 1935
- Parvitaenia paracyclorchida* n. sp. [nomen nudum] Baer, J. G.; and Bona, F. V., 1960 a, 44, fig. 12A  
[See also *P. pseudocyclorchida* n. sp.]
- Parvitaenia paracyclorchida* Baer and Bona, 1960 Mettrick, D. F., 1967 b, 356



- Parvitaenia pseudocyclor- Baer, J. G.; and Bona, F. V.,  
chida n. sp. [nomen nudum] 1960 a, 3  
[See also P. paracyclorchida n. sp.]  
Ardea novaehollandiae Australie
- Parvitaenia purpurea Johri, Baer, J. G.; and Bona, F.V.,  
1959 1960 a, 2  
Syn.: ? Gryporhynchus macropeos Meggitt, 1931 new Wedl
- Parvitaenia samfya sp. Mettrick, D. F., 1967 b, 333,  
nov. 345-346, fig. 2a-d  
Ardea purpurea (intestine) all from Samfya, Zambia  
Ardeola ralloides
- Penarchigetes gen. n. Mackiewicz, J. S., 1969 a,  
Caryophyllaeidae 119, 121  
tod: P. oklensis sp. n.
- Penarchigetes oklensis Mackiewicz, J. S., 1969 a,  
sp. n. (tod) 119, 121, 123, figs. 1-7  
Minytrema melanops Northeastern Outing Club  
(intestinal swelling and Lake, Cherokee Co., Okla-  
fore part of intestine) homa
- Phyllobothriinae [spp.] Vivares, C. P., 1971 a, figs.  
Goneplax rhomboides Golfe du Lion  
(caecums hépatiques " " "  
Macropipus depurator " " "  
(caecums hépatiques " " "  
Macropipus vernalis étang de Thau  
(caecums hépatiques)  
Galappa pelii (caecum digestif postérieur)
- Phyllobothrium delphini Skriabin, A. S., 1971 a, figs.  
(Bosc, 1802)  
anomalies
- Platyscolex ciliata (Fuhr- Spasskii, A. A., 1968 a, 29, 51  
mann, 1913) Spasskaja, 1962  
Syn.: Anomotaenia ciliata Fuhrmann, 1913; Unciunia cilia-  
ta (Fuhrmann, 1913) Mathevossian, 1963
- Flicatobothrium cypseluri Khalil, L. F., 1971 a, 376  
(Rao, 1959) [n. comb.] pre-  
occupied by P. cypseluri Cable and Michaelis, 1967  
renamed Flicatobothrium raoi nom. nov.
- Flicatobothrium raoi nom. Khalil, L. F., 1971 a, 376  
nov.  
for Flicatobothrium cypseluri (Rao, 1959) [n. comb.]  
preoccupied by Flicatobothrium cypseluri Cable and  
Michaelis, 1967
- Prochoanotaenia Meggitt, Spasskii, A.A.; Andrejko, A.  
1924 F.; and Merkusheva, I. V.,  
Dilepididae 1969 a  
Syn.: Viscoia Mola, 1929
- Prochoanotaenia filamentosa Spasskii, A.A., 1968 a, 48  
(Goeze, 1782) n. comb.  
synonymy
- Prochoanotaenia hepatica Spasskii, A.A.; Andrejko, A.  
(Baer, 1932) Spassky, 1968 F.; and Merkusheva, I. V.,  
Syns.: Monopylidium hepa- 1969 a, figs.  
ticum Baer, 1932; Choanotaenia hepatica (Baer, 1932)  
Joyeux et Baer, 1936; Rodentotaenia hepatica (Baer,  
1932) Mathevossian, 1963  
(small intestine of all)  
Sorex araneus all from White Russia  
Neomys anomalus
- Prochoanotaenia spasskii Mamaev, Iu. L.; and Okhotina,  
sp. nov. M. V., 1968 a, 116-117, figs.  
Mogera robusta (intestine) a, b, v  
preserves Kedrovaia Pad and  
Sputinskii (Primorskii  
kraï)
- Prochristianella penaei Sparks, A. K.; and Fontaine,  
response, Penaeus seti- C. T., 1973 a, figs.  
ferus, plerocercoid larva
- Proorchida Fuhrmann, 1908 Baer, J. G.; and Bona, F.V.,  
emend. 1960 a, 13-14  
Dilepididae; Dilepidinae type: P. lobata Fuhrm.,  
1908
- Proteocephalidae Canaris, A. G.; and Ogambo-  
Ablepharus bountoni Omgoma, A. H., 1973 a  
africanus Kenya
- Proteocephalidae [sp.] Zischke, J. A.; and Vaughn, C.  
Perca flavescens (intes- M., 1962 a  
tine) Fort Randall Reservoir,  
South Dakota
- Proteocephalus [sp.], Esch, G. W., 1971 a  
plerocercoids  
Micropterus dolomieu Gull Lake, Michigan  
M. salmoides " "  
Ambloplites rupestris " "  
Lepomis macrochirus " "
- Proteocephalus sp., Wein- Meade, T. G.; and Bedinger,  
land, 1858 C. A. (jr.), 1972 a, figs.  
(intestine of all) all from eastern Texas  
Micropterus salmoides  
Lepomis macrochirus  
L. marginatus  
Elassoma zonatum
- Proteocephalus sp. Threlfall, W.; and Hanek, G.,  
Esox lucius 1970 d  
Eagle and Naskaupi Rivers,  
Labrador
- Proteocephalus sp. Threlfall, W.; and Hanek, G.,  
Cottus bairdi 1971 a  
Lota lota lacustris all from Labrador  
Osmerus mordax  
(intestine of all)
- Proteocephalus sp. Woods, C. E., 1971 a  
Catostomus commersoni all from Forest River,  
Pimephales notatus North Dakota  
Rhynchichthys cataractae
- Proteocephalus sp. Wooten, R., 1973 a  
Pungitius pungitius Hanningfield Reservoir,  
(intestine) Essex
- Proteocephalus ambloplitis Esch, G. W., 1971 a  
Micropterus dolomieu Gull Lake, Michigan  
M. salmoides " "
- Proteocephalus ambloplitis Harley, J. P.; and Keefe,  
(Leidy, 1887) T. L., 1971 a  
Lepomis megalotis all from Lake Wilgreen,  
Lepomis macrochirus Madison County, Kentucky  
Lepomis cyanellus  
Lepomis microlophus
- Proteocephalus cernuae Osmanov, S. O., 1971 a, 149  
(Gmelin, 1790) all from Uzbekistan  
[stickleback] koliushka  
Perca fluviatilis  
(intestine of all)
- Proteocephalus esocis Rauckis, E., 1970 a  
[Esox lucius] (intestine) Lake Dusia, Lithuania
- Proteocephalus exiguus Newell, R.; and Canaris, A.  
Prosopium coulteri G., 1969 a  
(intestine) Western Montana

- Proteocephalus exiguus* Rauckis, E., 1970 a  
Coregonus albula (pyloric caeca, intestine) Lake Dusia, Lithuania
- Proteocephalus laruei* Newell, R.; and Canaris, A. G., 1969 a  
Prosopium williamsoni (intestine) Western Montana
- Proteocephalus macrocephalus* Wootten, R., 1973 a  
(Creplin, 1852) Hanningfield Reservoir, Essex  
*Anguilla anguilla* (intestine)
- Proteocephalus osculatus* Esinenko-Marits, N.M., 1965 b  
(Goetze, 1782) [For author reference see Suppl. 19, Pt. 1] Moldavian SSR  
*Silurus glanis* (intestine)
- Proteocephalus osculatus* Osmanov, S. O., 1971 a, 149  
(Goetze, 1782) Uzbekistan  
*Silurus glanis* (intestine)
- Proteocephalus osculatus* Shaova, N. D., 1969 b  
high floods, changes in parasite fauna [Silurus glanis] Kuban river
- Proteocephalus pamirensis* Dzhaililov, U. D.; and Ashurova, M., [1972 a], 110-111, sp. nov. figs. a-b  
*Nemachilus stoliczkaei* (intestine) all from Pamir  
*N. stoliczkaei lacus-nigri* (intestine)
- Proteocephalus pearsei* Tedla, S.; and Fernando, C. H., 1969 c  
*Roccus americanus* Lake Oneida, New York
- Proteocephalus percae* Halvorsen, O., 1971 b  
*Perca fluviatilis* river Glomma, south-eastern Norway
- Proteocephalus percae* Halvorsen, O., 1972 a  
seasonality, occurrence and reproduction, perch river Glomma, southeastern Norway
- Proteocephalus percae* Halvorsen, O.; and Andersen, K., 1973 a, fig.  
*Perca fluviatilis* river Glomma
- Proteocephalus percae* Rauckis, E., 1970 a  
[*Perca fluviatilis*] Lake Dusia, Lithuania  
(intestine)
- Proteocephalus percae* Wierzbicka, J.; and Wierzbicka, K., 1971 a  
(O. F. Miller, 1780) *Perca fluviatilis* Legińskie Lake
- Proteocephalus percae* Wootten, R., 1973 a  
(Miller, 1780) all from Hanningfield Reservoir, Essex  
*Salmo trutta* (intestine)  
*S. gairdneri* (intestine)  
*Perca fluviatilis* (intestine)
- Proteocephalus pinguis* Threlfall, W.; and Hanek, G., 1970 d  
(LaRue, 1911) Eagle and Naskaupi Rivers, Labrador  
*Esox lucius*
- Proteocephalus pinguis* Woods, C. E., 1971 a  
*Esox lucius* all from Forest River, North Dakota  
*Semotilus atromaculatus*
- Proteocephalus pollanicola* Gresson, R. A. R., 1965 b, pls.  
female germ cells, light and electron microscopy
- Proteocephalus ptychocheilus* Uglem, G.L.; and Beck, S.M., 1972 a  
aminopeptidase activity, squawfish
- Proteocephalus torulosus* Osmanov, S. O., 1971 a, 150  
(Batsch, 1786) Uzbekistan  
[*Aspius aspius iblioides*] (intestine)
- Protogynella blarinae* Lewis, J. W., 1968 b  
Jones, 1943 Aberystwyth, Wales, all from  
*Sorex araneus* (large intestine, rectum)  
*S. minutus*
- Pseudanomotaenia Mathevossian* Spasskii, A. A., 1968 a, 49  
sian, 1963  
as syn. of *Icterotaenia* Railliet et Henry, 1909
- Pseudanomotaenia antarctica* Spasskii, A. A., 1968 a, 34  
(Fuhrm., 1921) Mathevossian, 1963  
as syn. of *Dichoanotaenia? dominicanus* (Railliet et Henry, 1912) n. comb.
- Pseudanomotaenia arkita* Spasskii, A. A., 1968 a, 27  
(Math., 1950) Mathevossian, 1963  
as syn. of *Icterotaenia arkita* (Mathevossian, 1950) n. comb.
- Pseudanomotaenia constricta* Spasskii, A. A., 1968 a, 27  
(Molin, 1858) Mathevossian, 1963  
as syn. of *Icterotaenia constricta* (Molin, 1858) Spassky, 1966
- Pseudanomotaenia filovata* Spasskii, A. A., 1968 a, 31  
(Clark) Mathevossian, 1963  
as syn. of *Dichoanotaenia filovata* (Clark, 1952) Spassky, 1966
- Pseudanomotaenia prinopsia* Spasskii, A. A., 1968 a, 47  
(Mettrick, 1959) Mathevossian, 1963  
as syn. of *Icterotaenia prinopsia* (Mettrick, 1959) n. comb.
- Pseudanomotaenia rowettiae* Spasskii, A. A., 1968 a, 36  
(Yeh, 1957) Mathevossian, 1963  
as syn. of *Icterotaenia? rowettiae* (Yeh, 1957) n. comb.
- Pseudanomotaenia rustica* Spasskii, A. A., 1968 a, 36  
(Neslobinsky, 1911) Mathevossian, 1963  
as syn. of *Vitta rustica* (Neslobinsky, 1911) Baer, 1957
- Pseudanomotaenia skrjabini-ana* Spasskii, A. A., 1968 a, 47  
(Spasskaja, 1958) Mathevossian, 1963  
as syn. of *Icterotaenia? skrjabiniana* (Spasskaja, 1958) n. comb.
- Pseudanomotaenia tarnogradskii* Spasskii, A. A., 1968 a, 37  
skii (Dinnik, 1927) Mathevossian, 1963  
as syn. of *Icterotaenia tarnogradskii* (Dinnik, 1927) n. comb.
- Pseudanomotaenia trigonocephala* Spasskii, A. A., 1968 a, 37  
phala (Krabbe, 1869) Mathevossian, 1963  
as syn. of *Icterotaenia trigonocephala* (Krabbe, 1869) n. comb.
- Pseudanomotaenia undulatoidea* Spasskii, A. A., 1968 a, 37  
toidea (Fuhrmann, 1908) Mathevossian, 1963  
to *Vitta* [comb. not made]
- Pseudanomotaenia verulamii* Spasskii, A. A., 1968 a, 37  
(Mettrick, 1958) Mathevossian, 1963  
as syn. of *Icterotaenia verulamii* (Mettrick, 1958) n. comb.
- Pseudhymenolepis* sp. Hunkeler, P., 1970 a, figs.  
*Crocidura flavescens spur-relli* 16-18  
Adiopodoumé

- Pseudhymenolepis eburnea* Hunkeler, P., 1970 a, 125-127, 128, figs. 1-4, 10-12  
n. sp.  
*Crocidura theresae* Mopoyem, savane de Dabou  
*C. poensis pamela* Anguédédou and Adiopodoumé  
*Crocidura* sp. Duékoué and Lamto
- Pseudhymenolepis papillosa* Hunkeler, P., 1970 a, 127-129, figs. 5-9, 13-15  
n. sp.  
*Crocidura flavescens spur-relli* Adiopodoumé
- Pseudhymenolepis redonica* Hunkeler, P., 1970 a, figs. 19-21  
Joyeux et Baer 1935
- Pseudhymenolepis redonica* Vaucher, C., 1971 a, figs. Sardaïgne; France; Suisse  
Joyeux and Baer, 1936  
*Crocidura russula*
- Pseudocaryophyllaeus* Mackiewicz, J.S., 1970 a  
Gupta, 1961  
key, comparison of genera of Capingentidae
- Pseudochoanotaenia meli-phagidarum* (Johnston, 1911) Schmidt, G. D., 1972 d  
Matevosyan, 1953 New South Wales, all from  
*Meliphaga leucotis*  
*Philidonyris novaehollandiae*
- Pseudodiorchis clavatus* Sawada, I., 1971 a, figs.  
Sawada, 1968 Nozu Town, Oita Prefecture,  
*Miniopterus schreibersi* Japan
- Pseudolytocestus* Hunter, Mackiewicz, J.S., 1970 a  
1929  
key, comparison of genera of Capingentidae
- Pseudolytocestus differtus* Mackiewicz, J. S., 1970 a,  
Hunter, 1929 fig. 9
- Pseudoparadilepis ankeli* Vaucher, C., 1971 a  
Brendow, 1969  
as syn. of *Hymenolepis jacutensis* (Spassky and Morosov, 1959) n. comb.
- Ptychobothrioides* Tadros, G., 1966 f, 40  
Yamaguti, 1959  
Syn.: *Ptychobothrium Loennberg*, 1889
- Ptychobothrioides spirelliceps* (Volz, 1900) Yamaguti, 1959  
species inquirendum
- Ptychobothrium Loennberg*, Tadros, G., 1966 f, 40  
1889  
as syn. of *Ptychobothrioides Yamaguti*, 1959
- Ptychobothrium cypseluri* Khalil, L. F., 1971 a, 376  
Rao, 1959  
moved to *Plicatobothrium* and renamed *Plicatobothrium raoi* nom. nov.
- Pyramicocephalus phocarum* Hilliard, D. K., 1972 a, fig. (Fabricius, 1780)  
eggshell, formation and structure, condensation of protein, light and electron microscopy

- Raillietina  
Yomesan, fowls Pal, A. K., 1970 a
- Raillietina sp.  
Mus musculus Fahmy, M. A. M.; Rifaat, M. A.; and Arafa, M. S., 1969 b  
Egypt
- Raillietina sp.  
Sylvilagus floridanus  
mallurus Stringer, R. P.; Harkema, R.;  
and Miller, G. C., 1969 a  
North Carolina
- Raillietina sp.  
Quiscalus niger brachyp-  
terus Whittaker, F. H.; Schmidt,  
G. D.; and Garcia Diaz, J.,  
1970 a  
Puerto Rico
- Raillietina baeri  
Arvicantis niloticus Paperna, I.; Furman, D. P.;  
and Rothstein, N., 1970 a  
East cantonments, South  
Ghana
- Mastomys natalensis East cantonments, Achimota,  
Nungua-Tema area, Korle-Bu  
area, South Ghana
- Rattus rattus Accra town area, South Ghana
- Raillietina (R.) baeri  
Megitt and Subramanian, 1927  
Mastomys sp. all from République  
Centrafricaine
- Praomys jacksoni
- Raillietina (R.) cacatuina  
(Johnston, 1913) Fuhrmann,  
1924  
Cacatua galerita Schmidt, G. D., 1972 d  
Townsville, Queensland
- Raillietina celebensis  
Rattus norvegicus  
R. rattus  
Apodemus agrarius Yeh, Y. C., 1970 a  
all from Taiwan
- Raillietina cesticillus  
relationship between  
sex, age, and weight of  
Colinus virginianus Blakeney, W. C. (jr.): and  
Dimmick, R. W., 1971 a  
Tennessee
- Raillietina cesticillus  
pathogenicity, treatment  
fowls Chand, K., 1971 a  
India
- Raillietina cesticillus  
chickens, histopathological  
changes Chand, K., 1971 b, figs.
- Raillietina cesticillus  
prevalence  
chickens Eslami, A. H.; and Anwar, M.,  
1973 a  
Iran
- Raillietina cesticillus  
tribromophenoxybutyric  
acid, chickens Gräfner, G.; Betke, P.; and  
Graubmann, H. D., 1968 a
- Raillietina (Skrjabinia)  
cesticillus (Molin, 1858)  
pathology, chickens Kaushik, R. K.; and Deorani,  
V. P. S., 1971 a
- R[ailletina] cesticillus  
poultry Kumar, S. P.; Shivnani, G.A.;  
and Joshi, H. C., 1971 a  
India
- Raillietina cesticillus  
(Molin, 1858)  
Callus gallus domestica Lorenzo Hernández, N.; Buss,  
V.; and Barus, V., 1969 a  
Pinar del Rio, Mexico
- Raillietina (S[krjabinia])  
cesticillus Misra, S. C.; Mohapatra, G. S.;  
and Ghosh, K. K., 1972 a  
Orissa
- Raillietina cesticillus  
Callus gallus f. domestica Rodriguez, R., [1972 a]  
region de Quivicán, provin-  
cia Habana
- Raillietina (Skrjabinia)  
cesticillus (Molin, 1858)  
Fuhrmann, 1920 da Silva Leitão, J. L.; de  
Oliveira Rodrigues, H.; and  
Varela, M. C., [1970 a], figs.  
Syns.: Davainea mutabilis  
Rüther, 1901; Raillietina (R.)  
mutabilis (Rüther, 1901)  
Callus gallus (intestino  
delgado) Fuhrmann, 1920  
Portugal
- Raillietina (Raillietina)  
echinobothrida (Megnin, 1881)  
life history, treatment  
fowls Chand, K., 1971 a  
all from India
- Rheidole rhombinoda  
Tetramorium simillimum
- Raillietina echinobothrida  
prevalence  
chickens Eslami, A. H.; and Anwar, M.,  
1973 a  
Iran
- Raillietina (R.) echino-  
bothrida (Megnin, 1881)  
pathology, chickens Kaushik, R. K.; and Deorani,  
V. P. S., 1971 a
- R[ailletina] echinoboth-  
rida Kumar, S. P.; Shivnani, G. A.  
and Joshi, H. C., 1971 a  
India
- Raillietina echinobothrida  
(Megnin, 1881)  
Callus gallus domestica Lorenzo Hernández, N.; Buss,  
V.; and Barus, V., 1969 a  
Pinar del Rio, Mexico
- Raillietina (R.) echino-  
bothrida Misra, S. C.; Mohapatra, G.S.;  
and Ghosh, K. K., 1972 a  
Orissa
- Raillietina (Raillietina)  
echinobothrida (Megnin,  
1881) Stiles e Olermann,  
1926 da Silva Leitão, J. L.; de  
Oliveira Rodrigues, H.; and  
Varela, M. C., [1970 a], figs.  
Portugal  
Callus gallus (intestino delgado)
- Raillietina (Raillietina)  
inda n. sp. Gupta, N. K.; and Grewal, S.  
S., 1971 b, 511-513, figs. 1-  
4  
Streptopelia chinensis  
suratensis Chandigarh
- Raillietina korkei  
(Joyeux and Houdemer, 1927)  
pigeons Bhatnagar, P. K.; and Ruprah,  
N. S., 1970 a, fig.  
Hissar, India
- Raillietina magninumida  
prevalence  
chickens Eslami, A. H.; and Anwar, M.,  
1973 a  
Iran
- Raillietina (Poroniella)  
magninumida (Jones, 1930)  
Numida meleagris Mayaudon Tarbes, H.; and  
Cedeno, H., 1968 a, figs.  
Venezuela
- Raillietina (Raillietina)  
mehrai sp. n. Malviya, H.C.; and Dutt, S.C.,  
1971 a, 1003-1007, figs. 1-13  
morphology, life history all from Bareilly  
Columba livia intermedia (small intestine)  
Rheidole rhombinola (haemocoel of gaster)
- Raillietina (Raillietina)  
mutabilis (Rüther, 1901)  
Fuhrmann, 1920 da Silva Leitão, J. L.; de  
Oliveira Rodrigues, H.; and  
Varela, M. C., [1970 a]  
as syn. of Raillietina (Skrjabinia) cesticillus (Molin,  
1858) Fuhrmann, 1920
- Raillietina (R.) polychalix  
(Kotlán, 1921) Fuhrmann, 1924 Schmidt, G. D., 1972 d
- Neophema petrophila near Dutton Bay, South  
Australia
- Platyercus sp. Rydal, New South Wales

- Raillietina ransomi* Eglami, A. H.; and Anwar, M., 1973 a  
prevalence chickens  
Iran
- Raillietina salmonis* Stringer, R. P.; Harkema, R.; and Miller, G. C., 1969 a  
*Sylvilagus floridanus* mallurus  
North Carolina
- Raillietina* (*Raillietina*) *somalensis* n. sp. Sawada, I., 1971 b, 131-133, figs. 1-5  
*Acryllium valtulinum* (small intestine)  
Balad, near Mogadisco, Somalia
- Raillietina* (*Raillietina*) *tetragona* (Molin, 1858) Chand, K., 1971 a  
life history, pathogenicity, treatment  
fowls  
*Pheidole rhombinoda*  
*Tetramorium simillimum*
- Raillietina tetragona* Chand, K., 1971 b, fig.  
experimentally infected chicks, growth, histopathological changes
- Raillietina tetragona* Eslami, A. H.; and Anwar, M., 1973 a  
prevalence chickens  
Iran
- Raillietina* (R.) *tetragona* (Molin, 1858) Kaushik, R. K.; and Deorani, V. P. S., 1971 a  
pathology, chickens
- [*raillietina*] *tetragona* Kumar, S. P.; Shivnani, G. A.; and Joshi, H. C., 1971 a  
poultry  
India
- Raillietina tetragona* (Molin, 1858) Lorenzo Hernández, N.; Buss, V.; and Barus, V., 1969 a  
*Gallus gallus domestica*  
Pinar del Rio, Mexico
- Raillietina* (*Raillietina*) *tetragona* Misra, S. C.; Mohapatra, G. S.; and Ghosh, K. K., 1972 a  
incidence, intensity, desi fowls  
Orissa
- Raillietina tetragona* Nadakal, A. M.; John, K. O.; Mohandas, A.; and Muraleedharan, K., 1970 a  
periodicity, segment discharge, chickens
- Raillietina tetragona* Nadakal, A. M.; John, K. O.; Muraleedharan, K.; and Mohandas, A., 1970 a  
prepatent period, life cycle, chickens  
*Tetramorium simillimum*  
India
- Raillietina tetragona* Nadakal, A. M.; Mohandas, A.; John, K. O.; and Muraleedharan, K., 1972 a  
starvation of chicken host, deleterious to worms
- Raillietina tetragona* Nadakal, A. M.; Mohandas, A.; John, K. O.; and Simon, M., 1973 a  
thiouracil-induced hypothyroidism, unaltered host resistance, chickens
- Raillietina tetragona* Rodriguez, R., [1972 a]  
*Gallus gallus f. domestica*  
region de Quivicán, provincia Habana
- Raillietina* (R.) *trapezoides* (Janicki, 1904) Quentin, J. C., 1964 b  
*Lamniscomys striatus*  
Pointe-Noire, République Centrafricaine
- Retinometra* (?) *longivaginata* (Fuhrmann, 1906) Spasskaia, L. P., 1966 b, 481-482, fig.  
n. comb.  
Syns.: *Hymenolepis longivaginata* Fuhrmann, 1906; *Hymenosphecanthus longivaginata* (Fuhrmann, 1906) Yamaguti, 1959
- Retinometra macrocephala* Spasskaia, L. P., 1966 b  
(Rosseter, 1897) Spassky, 1963  
as syn. of *Retinometra venusta* (Rosseter, 1897) n. comb.
- Retinometra oxyuri* Spasskaia, L. P., 1966 b, 485-488, figs. 375-377  
Maksimova, sp. nov.  
*Oxyura leucocephala*  
Kazakhstan (Turgai, lower Talas river)
- Retinometra oxyuri* Maksimova, 1966 Golovkova, V. I., 1972 a  
*Oxyura leucocephala*  
Turkmen SSR
- Retinometra pittalugai* (Lopez-Neyra, 1932) Golovkova, V. I., 1972 a  
*Aythya fuligula*  
Turkmen SSR
- Retinometra venusta* Spasskaia, L. P., 1966 b, 495-498, figs.  
(Rosseter, 1897) n. comb.  
Syns.: *Taenia venusta* Rosseter, 1897; *Drepanidotaenia venusta* Rosseter, 1898; *Hymenolepis macrocephala* Fuhrmann, 1913; *Hymenolepis* sp. Feduschin, 1937; *Sphenacanthus macrocephala* (Fuhrmann, 1913) Lopez-Neyra, 1942; *Hymenolepis venusta* (Rosseter, 1897) Fuhrmann, 1932; *Sphenacanthus venusta* (Rosseter, 1897) Lopez-Neyra, 1942; *Sphenacanthus macrocephalus* (Fuhrmann, 1913) Lopez-Neyra, 1942; *Hymenosphenacanthus macrocephala* (Fuhrmann, 1913) Yamaguti, 1959; *Hymenosphenacanthus venustus* (Rosseter, 1897) Yamaguti, 1959; *Retinometra macrocephala* (Rosseter, 1897) Spassky, 1963
- Rhabdometra nullicollis* Boddicker, M. L.; and Huggins, E. J., 1965 a  
Ransom  
*Pedioecetes phasianellus* (small intestine)  
South Dakota
- Rhabdometra odiosa* Blakeney, W. C. (jr.); and Dimmick, R. W., 1971 a  
relationship between sex, age, and weight of *Colinus virginianus*  
Tennessee
- Rhinebothrium* Linton, Campbell, R. A., 1970 a  
1890  
redefined, *Phyllobothriidae*
- Rhinebothrium lintoni* Campbell, R. A., 1970 a, 498, sp. n.  
499, 500, 501, 502, 505, figs. 12-13  
*Dasyatis americana*  
Chesapeake Bay, Virginia
- Rhinebothrium maccallumi* Campbell, R. A., 1970 a, 502, Linton, 1924, figs. 6, 8-9  
redescription  
*Dasyatis americana*  
Chesapeake Bay, Virginia
- Rhinebothrium spinicephalum* Campbell, R. A., 1970 a, 498, sp. n.  
499, figs. 1-3  
*Dasyatis americana*  
Chesapeake Bay, Virginia
- Rodentolepis sinensis* Oldham, 1929 Surkov, V. S.; and Nadtchif, E. V., 1971 a  
(small intestine of all) *Rattus rattus*  
*Clethrionomys rutilus*  
all from Sakhalin Island
- Rodentotaenia filamentosa* Spasskii, A. A., 1968 a, 48 (Goeze, 1782) Mathevossian, 1953  
as syn. of *Prochoanotaenia filamentosa* (Goeze, 1782) n. comb.
- Rodentotaenia hepatica* Spasskii, A. A.; Andrejko, A. (Baer, 1932) Mathevossian, 1963  
F.; and Merkusheva, I. V., 1969 a  
as syn. of *Prochoanotaenia hepatica* (Baer, 1932) Spassky, 1968

- Schistocephalus* sp.  
Pungitius pungitius (abdominal cavity) Wootten, R., 1973 a  
Hanningfield Reservoir, Essex
- Schistocephalus pungitii* Osmanov, S. O., 1971 a, 148  
Dubinina, 1979 all from Uzbekistan  
[Pungitius pungitius] (body cavity)  
Pungitius platygaster aralensis (body cavity)
- Schistocephalus solidus* Golovkova, V. I., 1972 a  
(Müller, 1776) Turkmen SSR  
Mergus albellus
- Schistocephalus solidus* Halvorsen, O., 1970 b  
Creplin, 1829 Norway  
Gasterosteus aculeatus
- Schistocephalus solidus* Hilliard, D. K., 1972 a  
(Müller, 1776)  
eggshell, formation and structure, condensation of protein, light and electron microscopy
- Schistocephalus solidus* Lemmetyinen, R.; and Raitis, T., 1972 a  
Sterna hirundo (stomach) all from southwestern Finnish archipelago; eastern part of Gulf of Finland  
S. paradisaea "
- Schistocephalus solidus* Malmberg, G., 1972 a  
protonephridial system, early development
- Schistocephalus solidus* Pennyquick, L., 1971 a  
Müller, 1776 Priddy pool, Somerset  
effect on growth rate, breeding  
Gasterosteus aculeatus (body cavity)
- Schizorchis esarsi* n. sp. Lovelock, C. D.; Seth, D.; and  
Mus musculus (intestine) Deshmukh, P. G., 1972 a, 17-20, figs. 1-4  
Baroda - Gujarat, India
- Schizorchis ochotonae* Barrett, R. E.; and Worley, D. E., 1970 a  
Ochotona princeps (small intestine) Park and Gallatin Counties, Montana
- Scolex pleuronectis* Devi, P. R., 1973 a  
Murex trapa Waltair coast, Bay of Bengal
- Scolex pleuronectis* Parukhin, A. M., 1973 a  
age of host, degree of infection Indian Ocean, all from  
Nemipterus japonicus  
Trachurus trachurus
- Scolex pleuronectis trilocularis* Devi, P. R., 1973 a  
Murex trapa Waltair coast, Bay of Bengal
- Semenoviella amphisbaenae* Régis, A. A., 1967 a, figs.  
(Rud., 1819) Belém, Pará e Pirassununga, São Paulo  
Amphisbaena alba
- Silurotaenia siluri* Osmanov, S. O., 1971 a, 151  
(Batsch, 1786) all from Uzbekistan  
Silurus glanis (intestine)  
Pseudoscaphirhynchus kaufmanni (intestine)  
Nemachilus malapterurus (intestine)
- Sinaiotaenia* gen. n. Wertheim, G.; and Greenberg, Z., 1971 a, 93  
Anoplocephalidae; Lindstowiinae tod: S. witenbergi sp. n.
- Sinaiotaenia witenbergi* sp. n. (tod) Wertheim, G.; and Greenberg, Z., 1971 a, 93-96, figs. 1-4  
Gerbillus gerbillus (small intestine) Israel: Nahal Nafha (Wadi Nafkh) Negev and Sinai Peninsula: Gebel Yi'allaq, Wadi Akhdar, Wadi el Sheikh, Mamarr Mitla "
- G. dasyurus (small intestine) "
- Sekeetamys calurus (small intestine) "
- Meriones crassus (small intestine) "
- Tribolium confusum (exper.)
- Skrjabinacanthus jacutensis* Spassky et Morosov, 1959  
as syn. of Hymenolepis jacutensis (Spassky and Morosov, 1959) n. comb. Vaucher, C., 1971 a
- Skrjabinoparaksis* sp. Kornilushin, V. V., 1969 a, fig. 1  
Tadorna tadorna Black Sea
- Sobolevicanthus dafilae* Kornilushin, V. V., 1969 a  
(Polk, 1942) Black Sea  
Tadorna tadorna
- Sobolevicanthus filumferens* (Brock, 1942) McLaughlin, J. D.; and Burt, D. B., 1973 a  
Anas rubripes New Brunswick
- Sobolevicanthus fragilis* Golovkova, V. I., 1972 a  
(Krabbe, 1869) Turkmen SSR  
Anas acuta
- Sobolevicanthus gladium* Golovkova, V. I., 1972 a  
Spassky et Bobova, 1962 Turkmen SSR  
Aythya ferina
- Sobolevicanthus gracilis* Golovkova, V. I., 1972 a  
(Zeder, 1803) all from Turkmen SSR  
Anas penelope  
A. platyrhynchos  
Aythya ferina  
A. fuligula
- Sobolevicanthus gracilis* Kornilushin, V. V., 1969 a  
(Zeder, 1803) Black Sea  
Tadorna tadorna
- Sobolevicanthus gracilis* McLaughlin, J. D.; and Burt, D. B., 1973 a  
(Zeder, 1803) New Brunswick  
Anas rubripes (intestine)
- Sobolevicanthus krabbeella* Golovkova, V. I., 1972 a  
(Hughes, 1940) all from Turkmen SSR  
Anas crecca  
A. querquedula  
Aythya fuligula
- Sobolevicanthus octacantha* Kornilushin, V. V., 1969 a  
(Krabbe, 1869) Black Sea  
Tadorna tadorna
- Sobolevicanthus spasskii* Kornilushin, V. V., 1969 a, sp. nov. 43-45, fig. 4  
Tadorna tadorna Black Sea
- Sobolevicanthus wisniewskii* Golovkova, V. I., 1972 a  
Czaplinski, 1956 Turkmen SSR  
Aythya nyroca
- Sobolevitaenia anthusi* Spasskii, A. A., 1968 a, 38, 51  
(Spasskaja, 1959) Spasskaja et Makarenko, 1965  
Syn: Anomotaenia anthusi (Spasskaja, 1959) Mathevossian, 1963

- Soricina diaphana* (Cholod., Vaucher, C., 1971 a  
1906) Zarnowski, 1955  
as syn. of *Hymenolepis diaphana* Cholodkowsky, 1906
- Sparganosis** Kuntz, R. E.; Myers, B. J.;  
and Katzberg, A. A., 1970 a,  
figs.  
*Cercopithecus aethiops* imported from East Africa  
*Papio anubis neumanni* Tanzania
- Sparganosis** Opuni, E.K.; and Müller, R.L.,  
intestinal pathology, 1972 a  
peritonitis, mice, exper.
- Sparganosis** Opuni, E.K.; Müller, R.L.;  
pathology, laboratory and Nelson, G.S., 1972 a  
animals
- Sparganosis** Schmid, H.<sup>2</sup>; and Watschinger,  
human, case reports H., 1972 a, figs.  
Masailand
- Sparganum [sp.]** Myers, B. J.; and Kuntz, R.  
*Papio anubis neumanni* E., 1967 b  
Mwanza, Tanzania
- Sparganum [sp.]** Strauss, W. G.; and Manwaring,  
human sparganosis, clinical J. H., 1964 a, fig.  
review, epidemiology, California (acquired in  
surgical aspects, geogra- Philippines)  
phic distribution, pathology, case report, woman who had  
eaten snake meat
- Spartoides Hunter, 1929** Mackiewicz, J.S., 1970 a  
key, comparison of genera of Capingentidae
- Spartoides wardi Hunter, 1929** Kritsky, D.C.; Leiby, P.D.;  
*Carpionodes carpio* and Shelton, M.E., 1972 a  
upper Missouri River system
- Spartoides wardi Hunter, 1929** Mackiewicz, J. S., 1970 a,  
fig. 10
- Spartoides wardi** Williams, D. D.; and Ulmer,  
*Carpionodes cyprinus* M. J., 1971 a, figs.  
*C. carpio* Iowa  
*C. velifer* Iowa, Nebraska  
*C. forbesi* Iowa, Nebraska
- Spasskylepis ovaluteri** Vaucher, C., 1971 a  
Schaldybin, 1964  
as syn. of *Hymenolepis diaphana* Cholodkowsky, 1906
- Spathebothrium simplex** Munson, D. A., 1972 a, fig.  
Linton, 1922  
external filaments on one end of egg shell
- Sphenacanthus andrejewoi** Spasskaja, L. P., 1966 b  
(Mathevossian, 1945) Ablasov, 1953  
as syn. of *Myxolepis andrejewoi* (Mathevossian, 1945) n.  
comb.
- Sphenacanthus macracanthis-** Spasskaja, L. P., 1966 b  
*sima* (Oschmarin, 1950) Spassky et Spasskaja, 1954  
as syn. of *Microsomacanthus macracanthissima* (Oschmarin,  
1950) n. comb.
- Sphenacanthus macrocephalus** Spasskaja, L. P., 1966 b  
(Fuhrmann, 1913) Lopez-Neyra, 1942  
as syn. of *Retinometra venusta* (Rosseter, 1897) n. comb.
- Sphenacanthus vaginatus** Spasskiĭ, A. A.; and Korniu-  
(Baczynska, 1914) Lopez- shin, V. V., 1971 a; 1971 b  
Neyra, 1942  
as syn. of *Avocettolopsis vaginata* (Baczynska, 1914)  
comb. n.
- Sphenacanthus venusta** Spasskaja, L. P., 1966 b  
(Rosseter, 1897) Lopez-Neyra, 1942  
as syn. of *Retinometra venusta* (Rosseter, 1897) n. comb.
- Sphyricephalus alberti** Bussiéras, J., 1970 a, 5  
Guiart 1935  
as syn. of *S. viridis* (Wagener 1854)
- Sphyricephalus viridis** Bussiéras, J., 1970 a, 5,  
(Wagener 1854) figs.  
Syn.: *S. alberti* Guiart 1935
- Spirometra "oriental forms"** Mueller, J. F., 1970 b  
intact mice, hypophysectomized rats, growth-promoting  
properties, compared with *S. mansonioides*
- Spirometra** Opuni, E.K.; and Müller, R.L.,  
mice, previous infection, 1972 b  
partial immunity
- Spirometra sp.** Babero, B. B.; and al-Dabagh,  
epidemiology, dogs as M. A., 1963 b, fig.  
vectors, human infection Iraq
- Spirometra sp. (Austra-** Berntzen, A. K.; and Mueller,  
lian and Malay strains) J. F., 1972 a  
in vitro cultivation, plerocercoid to gravid adult
- Spirometra sp.** Leon, L. A.; Almeida, R.; and  
human, 34-year-old male Mueller, J. F., 1972 a, fig.  
(eye) Ecuador
- Spirometra spp.** Mueller, J. F., 1972 c  
headless fragments of spargana, growth in abdominal  
cavity of mice
- Spirometra sp., larvae** Porter, J. A. (jr.), 1972 a  
*Saguinus*  
*S. illigeri*  
*S. mystax*  
*S. oedipus*  
*Callimico goeldii*
- Spirometra [sp.]** Wong, W.-T.; and Huang, C.  
ocular sparganosis, J., 1970 a, figs.  
case report, raw frog Hong Kong (immigrant from  
meat applications to China)  
facial area several years previously  
human (eye)
- Spirometra erinacei** Coman, B. J., 1972 a  
feral cat (stomach, in- Victoria, Australia  
testine)
- Spirometra erinacei** Coman, B. J., 1973 a  
*Vulpes vulpes* Victoria
- Spirometra erinacei** Jackson, P. J.; and Arundel,  
dogs J. H., 1971 a  
Victoria, Australia
- Spirometra erinacei** Kwa, B. H., 1972 a, figs.  
plerocercoid scolex, histology, histochemistry
- Spirometra erinacei** Kwa, B. H., 1972 b, figs.  
sparganum scolex, presence of protease localized in the  
tegument
- Spirometra erinacei** Kwa, B. H., 1972 c, figs.  
sparganum, scolex tegument, fine structure
- Spirometra mansoni** Marucci, A. A.; and Mueller,  
antigenic constitution, J. F., 1972 a, fig.  
compared with *S. theileri*, *S. mansonioides*, immunopre-  
cipitate patterns

- Spirometra mansoni*  
*Felis chaus* Sadighian, A., 1970 a  
Shahsavari area, Caspian  
region, Iran
- Spirometra mansonioides*  
in vitro cultivation,  
plerocercoid to gravid adult Bernutzen, A.K.; and Mueller,  
J.F., 1972 a, figs.
- Spirometra mansonioides*  
feedback inhibition,  
pituitary growth hormone, rats Garland, J.T.; and Daughaday,  
W.H., 1972 a
- Spirometra mansonioides*  
hypophysectomized rats,  
growth stimulus, sul-  
fation factor Garland, J. T.; Ruegamer, W.  
R.; and Daughaday, W. H.,  
1971 a
- Spirometra mansonioides*  
spargana, implantation in  
growing rat, endogenous growth hormone impairment Glitzer, M. S.; and Steelman,  
S. L., 1971 a
- Spirometra mansonioides*  
Mueller, 1935 Marucci, A. A.; and Mueller,  
J. F., 1972 a, fig.  
antigenic constitution, compared with *S. mansoni*,  
*S. theileri*, immunoprecipitate patterns
- Spirometra mansonioides*  
acquired immunity, mice Mueller, J. F., 1969 a
- Spirometra mansonioides*  
spargana, hypophysectomized rats, growth-promoting  
properties, quantitation Mueller, J. F., 1970 a
- Spirometra mansonioides*  
intact mice, hypophysectomized rats, growth-promoting  
properties, compared with oriental forms of *Spirometra* Mueller, J. F., 1970 b
- Spirometra mansonioides*  
headless fragments of spargana, growth in abdominal  
cavity of mice Mueller, J. F., 1972 c
- Spirometra mansonioides*  
aberrant "double" egg  
cat Mueller, J. F., 1972 d  
Fayetteville, North Carolina
- Spirometra mansonioides*  
spargana, maximum number, growth stimulation, hypophy-  
sectomized rats Mueller, J.F., 1972 e
- Spirometra mansonioides*  
sparganum growth factor, immunity not involved,  
hypophysectomized rat Mueller, J. F., 1972 f
- Spirometra mansonioides*  
in vitro preparation,  
plerocercoid growth factor, hypox rats Phares, C. K.; and Ruegamer,  
W. R., 1973 a
- Spirometra mansonioides*  
plerocercoid growth  
factor, mucosal epithelium of pigeon crop sac, possible  
assay system for PGF Phares, C. K.; and Ruegamer,  
W. R., 1973 b
- Spirometra mansonioides*  
growth stimulation in  
hypophysectomized rats implanted with plerocercoids Ruegamer, W. R.; and Mueller,  
J. F., 1973 a
- Spirometra mansonioides*  
enhanced tumor growth,  
hamsters Tachovsky, T. G.; Hare, J. D.;  
Ritterson, A. L.; and Mueller,  
J. F., 1973 a
- Spirometra mansonioides*  
life cycle and control measures, review Thornton, J. E., 1972 a
- Spirometra theileri*  
antigenic constitution,  
compared with *S. mansonioides*, *S. mansoni*, immunoprecipi-  
tate patterns Marucci, A. A.; and Mueller,  
J. F., 1972 a
- Stilesia globipunctata*  
(Rivolta, 1874.) Bankov, D. E., 1971 a  
Bulgaria  
pathology, treatment  
*Ovis ammon aries* (jejunum)
- Stilesia globipunctata*  
histomorphology, muscu-  
lature Gupta, S.; and Khera, S.,  
1972 a, figs.
- Stilesia globipunctata*  
Cetovex, sheep Touratier, L., 1974 a
- Stilesia hepatica*  
cambendazole, sheep,  
no effect Horak, I. G.; Snijders, A. J.;  
and Pienaar, I., 1972 a
- Stilesia vittata* Railliet, Dobrynin, M. I., 1969 a  
1896 Turkmen  
*Camelus dromedarius* (small intestine)



- Taenia*  
humans, niclosamide Felix, H., 1965 a
- Taenia*  
papain (keratolytic intestinal enzyme), bile neutralizing effects on *Taenia* infection Fonyó, J., 1964 a
- Taenia*  
vincosfos, dogs Hass, D.K.; and Collins, J.A., 1974 a
- Taenia*  
human cysticercosis, clinical review, case report Martínez, A., [1959 a] Argentina
- Taenia*  
egg count, in soil, modified Spindler and Vasilkov method Němejc, J., 1969 a Czechoslovakia
- Taenia*  
pregnant women, treated with tin-based taeniafuge, relationship mal-formed infants, possible Notter, A.; Robert, J. M.; and Bertrand, M., 1968 a
- Taenia*  
humans, mebendazole de Oliveira Gomes, M. C., 1973 a
- Taenia*  
human tapeworm, kamala Tatulli, A., 1963 b
- Taenia* sp. (*Taenia hydatigena* ?)  
Ursus arctos Brglez, J.; and Valentinčič, S., [1969 a] Kočensko and Dolensko, Slovenia
- Taenia* [sp.]  
*Podiceps cristatus* Burgisser, H., 1952 a Sempach, Switzerland
- Taenia* sp.  
dogs Bwangamoi, O., 1972 b Uganda
- Taenia* sp.  
chickens, tetramisole Delgado Martínez, A., 1971 a
- Taenia* spp.  
humans, survey Delgado Q., A.; Nicho N., N.; and Pando, J., 1969 a, fig. Ica, Peru
- Taenia* sp.  
cat, cause of human infection Hasslinger, M. A.; Jonas, D.; and Berger, W., 1974 a
- Taenia* sp.  
incidence survey, human feces, 1968-1970, low infection rate Huggins, D. W.; Siqueira, M. W.; de Souza, E. M.; and da Silva, S. M., 1972 a Recife, Brasil
- Taenia* sp.  
human, occurrence, clinical review Thornton, H.; and Goldsmid, J.M., 1969 a, fig. Rhodesia
- Taenia aurita* Rud., 1819  
as syn. of *Parvitaenia aurita* (Rud., 1819) n. comb. Baer, J. G.; and Bona, F.V., 1960 a, 3
- Taenia borealis* Krabbe, 1869, neg *Choanotaenia borealis* [of] Clerc, 1906  
as syn. of *Icterotaenia borealis* (Krabbe, 1869) Spassky, 1966 Spasskii, A.A., 1968 a, 28
- Taenia brachycephala* Creplin, 1829  
as syn. of *Echinocotyle brachycephala* (Creplin, 1829) n. comb. Spasskaia, L. P., 1966 b
- Taenia bubesei* Ortlepp, 1938  
as syn. of *Taenia regis* Baer, 1923 Dinnik, J. A.; and Sachs, R., 1972 a
- Taenia campylancristrota* Wedl, 1855  
as syn. of *Valipora campylancristrota* (Wedl, 1855) n. comb. Baer, J. G.; and Bona, F.V., 1960 a, 8
- Taenia capillaris* Rudolphi, 1810  
as syn. of *Confluaria capillaris* (Rudolphi, 1810) n. comb. Spasskaia, L. P., 1966 b
- Taenia cervi* Christiansen, 1931  
*Vulpes vulpes* Hinaidy, H. K., 1971 a Austria
- Taenia cheilancristrota brevirostris* Wedl, 1855  
as syn. of *Neogryporhynchus cheilancristrotus* (Wedl, 1855) n. comb. Baer, J.G.; and Bona, F.V., 1960 a, 7
- Taenia cheilancristrota longirostris* Wedl, 1855  
ex parte Baer, J. G.; and Bona, F.V., 1960 a, 7
- Taenia constricta* Molin, 1858  
as syn. of *Icterotaenia constricta* (Molin, 1858) Spassky, 1966 Spasskii, A. A., 1968 a, 27
- Taenia coronina* Krabbe, 1869  
as syn. of *Icterotaenia constricta* (Molin, 1858) Spassky, 1966 Spasskii, A.A., 1968 a, 27
- Taenia crassiceps*  
*Marmota monax* Albert, T.F.; Schueler, R.L.; Pamuska, J.A.; and Ingling, A.L., 1972 a Carroll County, Maryland
- Taenia crassiceps*  
larvae, reproduction, development, sub-lethal X-irradiation Beavers, P. E.; Esch, G. W.; and Kuhn, R. E., 1971 a
- Taenia crassiceps* larvae  
uptake and incorporation, <sup>14</sup>C-leucine, ORF and KBS strains, comparison in male and female mice Culbreth, K. L.; Esch, G. W.; and Kuhn, R. E., 1971 a
- Taenia crassiceps* (Zeder, 1800) (*Cysticercus longicollis* Rudolphi, 1819)  
*Microtus arvalis* (Gehirn) Fankhauser, R.; Hörning, B.; and Waelchli, P., 1967 a
- Taenia crassiceps* (Zeder, 1800) (= *Cysticercus longicollis* Rudolphi, 1819)  
*Ondatra zibethica*  
*Vulpes vulpes* Hinaidy, H. K., 1971 a, fig. 1 all from Austria
- Taenia crassiceps* (Zeder, 1800)  
rostellar hooks, histogenesis Mount, P. M., 1970 a, figs.
- Taenia crassiceps*  
*Vulpes vulpes* Rausch, R. L.; and Richards, S. H., 1971 a North Dakota
- Taenia crassiceps*  
mechanism, <sup>14</sup>C-Chlorella vulgaris protein uptake Smith, E. G.; Esch, G. W.; and Kuhn, R. E., 1971 a
- Taenia crassiceps*  
ORF and KBS strains, diploid chromosome number, karyotypes, anomalies resulting from aneuploidy Smith, J. K.; Esch, G. W.; and Kuhn, R. E., 1972 a
- Taenia crassiceps*  
ORF and KBS strains compared, RNA and DNA synthesis, autoradiography Smith, J. K.; Parrish, M.; Esch, G. W.; and Kuhn, R. E., 1972 a
- Taenia crassicolis*  
*Mansonil*, cats Neumann, J.; and Zavadil, R., 1971 a

- Taenia crassicolis* (Cysticercus fasciolaris) Osunkoya, B. O.; Ilori, A. A.; and James, D. M., 1972 a rats, sarcoma, histopathology, tissue culture study suggesting mesothelial origin, model for study of helminth-induced tumors in man
- Taenia echinococcus* humans, diagnosis, surgical aspects Amir-Jahed, A. K., 1972 a
- Taenia echinococcus* child, intra-ocular, case report Arora, M. M.; Dhanda, R. P.; Bhagwat, A. G.; and Kalevar, V. K., 1964 a Indore, India
- Taenia echinococcus* children, brain, clinical aspects, case reports Clifford, P., 1968 a Kenya
- Taenia echinococcus* acid-fast staining, hooklets Ishak, K. G., 1973 a
- Taenia echinococcus* human lung, clinical review, surgical aspects, life cycle Kelly, T.D.; and Izzi, N., 1959 a Iraq
- Taenia echinococcus* human liver, review Miting, D., 1963 a
- Taenia echinococcus* human lung, clinical review, value of mass radiography in diagnosis Mutolo, P., 1960 a Reggio Emilia Province, Italia
- Taenia echinococcus* human, anatomical localization Pérez Fontana, V., 1963 e
- [*Taenia*] *echinococcus* epidemiology Pérez Fontana, V., 1967 c
- Taenia echinococcus* sodium chloride, saturated solution, dogs, experimental Pérez Fontana, V., 1967 d
- Taenia echinococcus* epidemiology, morphology, review Pérez Fontana, V., 1967 f
- Taenia echinococcus* Mesocricetus auratus (exper.) (liver) Pérez Fontana, V.; Saenz, A. C.; Paulete-Varell, J.; and Scaglia, S., 1963 b, figs.
- Taenia echinococcus* transmission, insect vectors Pérez Fontana, V.; and Severino Brea, R., 1967 a
- Taenia echinococcus* human, bone, X-ray diagnosis Poppe, H., 1970 a
- Taenia echinococcus* (larval stage) human, ruptured echinococcal liver cyst, pulmonary embolism, case report, fatal illness Richmond, D. R.; and Bernstein, L., 1968 a Sydney, Australia
- Taenia echinococcus* bovine, ovine, control, review Sandoval Ruiz, D. J., 1972 a
- Taenia echinococcus* human, pulmonary cysts, X-ray diagnosis Vyhnanek, L.; and Sehr, A., 1962 a
- Taenia echinococcus granulosa* humans, clinical review, epidemiology Hovnanian, A. P., 1961 a, fig.
- Taenia exilis* Dujardin, 1845 as syn. of Hymenolepis exilis (Dujardin, 1845) da Silva Leitão, J. L.; de Oliveira Rodrigues, H.; and Varela, M. C., [1970 a]
- Taenia furcifera* Krabbe, 1869 Spasskaia, L. P., 1966 b as syn. of *Confluaria furcifera* (Krabbe, 1869) n. comb.
- Taenia gonyamayi* Ortlepp, 1938 Dinnik, J. A.; and Sachs, R., 1972 a, fig. *Panthera leo* Tanzania, Kenya and Uganda
- Taenia hoplites* v. *Linstow*, 1903 Baer, J. G.; and Bona, F. V., 1960 a, 21 species incertae sedis
- Taenia hydatigena* (Pallas, 1766) larvae Cervus elaphus maral Asadov, S. M.; and Ialiev, S. M., 1971 a Zakatal'skii goszapovednik, Azerbaidzhan
- Taenia hydatigena* ovins (tractus digestif) Bernard, J.; and Ben Osman, F., 1968 b imported from southeast Europe, Tunisie boucherie
- Taenia hydatigena* (mesenteries, liver of all) Odocoileus virginianus O. hemionus Ovis canadensis Boddicker, M. L.; and Huggins, E. J., 1969 b all from South Dakota
- Taenia hydatigena* importance in animal husbandry Bratanov, V., 1972 a
- Taenia hydatigena* dog (gastrointestinal tract) Collins, G. H., 1973 a Palmerston North
- Taenia hydatigena* epidemiology, dogs scavenging sheep carcasses, north-west England housing, close proximity to man Cook, E. R.; and Clarkson, M. J., 1971 a
- Taenia hydatigena* swine Cvetković, L., 1970 e
- Taenia hydatigena* Pallas, 1766 (=Cysticercus tenuicollis Rud., 1810) description Ondatra zibethica (péritoine (mésentère)) Deblock, S., 1973 a, figs. Loire-Atlantique
- Taenia hydatigena* +lambs Denev, A.; Denchev, T.; Lazarov, M.; and Zlatev, V., 1970 a Roussé, Bulgaria
- Taenia hydatigena* Pallas, 1776 Camelus dromedarius (peritoneum) Dobrynin, M. I., 1969 a Turkmen
- Taenia hydatigena* acetate metabolism, compared with other tapeworms Frayha, G. J., 1971 a
- Taenia hydatigena* lambs, age, resistance to superinfection, heavily contaminated pastures Gemmell, M. A., 1972 a
- Taenia hydatigena* lambs on heavily contaminated pastures, active and passive immunization attempts Gemmell, M. A., 1972 b
- Taenia hydatigena* bithionol, dogs Güralp, N.; and Tişin, Y., 1969 a
- Taenia hydatigena* oncospheres, migration, rabbit Heath, D. D., 1971 a

- Taenia hydatigena* dogs Jackson, P.J.; and Arundel, J. H., 1971 a  
Victoria, Australia
- Taenia hydatigena* cysticerci, lipids Kassis, A. I.; and Frayha, G. J., 1973 a
- Taenia hydatigena* ovidices, inhibition of hatching and activation of eggs, drug trials Laws, G. F., 1965 a
- Taenia hydatigena* incidence, treatment, dogs McCristell, T., 1967 a  
New Zealand
- Taenia hydatigena* [*Bos taurus*] Mukhamadiev, S. A., 1971 a  
Tadzhikistan
- Taenia hydatigena* kamala, kamala + phenasal, rats and rabbits Nurtaeva, K. S., 1972 a
- Taenia hydatigena* Yomesan, dog Pal, A. K., 1970 a
- Taenia hydatigena* *Odocoileus virginianus* Prestwood, A. K., 1971 a  
Arkansas, Florida, Maryland, Virginia, West Virginia
- Taenia hydatigena* *Felis domestica*, white blood cell picture Roth, B.; and Schneider, C. C., 1971 a
- Taenia hydatigena* [*Canis familiaris*] Sadighian, A., 1969 a  
Shahsavar area, northern Iran
- Taenia hydatigena* pathological lesions, liver, mice, comparison with *Fasciola hepatica*, Mesocestoides Specht, D.; and Widmer, E.A., 1972 a
- Taenia hydatigena* cyst membrane, polysaccharides, amino acids Thakur, A. S.; Schwabe, C.W.; and Koussa, M., 1971 a
- Taenia hydatigena* *Ovis c. canadensis* Uhazy, L. S.; and Holmes, J. C., 1971 a  
Western Canada
- Taenia hydatigena* mebendazole, canine Vanparijs, O. F. J.; and Thienpont, D. C., 1973 a
- Taenia hydatigena* (Pallas) (=Cysticercus tenuicollis Rudolphi) Vermeil, C.; et al., 1973 a  
Loire-Atlantique  
*Ondatra zibethica*
- Taenia hydatigena* calves, vaccination, oncospheres Wikerhauser, T.; Žuković, M.; and Džakula, N., 1971 a
- Taenia hydatigena* primary cystic, susceptibility Meriones unguiculatus (exper.) mice, Swiss albino hamsters Williams, J. F.; and Colli, C. W., 1970 a
- Taenia leuckarti* Krabbe, 1869 sp. inq. Baer, J. G.; and Bona, F. V., 1960 a, 21
- Taenia macrocystis* hook measurements *Lynx rufus* "bobcat" (intestine) Little, J. W.; and Hopkins, S. H., 1969 a  
Brazos County, Texas
- Taenia macropeos* Wedl, 1855 as syn. of *Parvitaenia macropeos* (Wedl, 1855) n. comb. Baer, J. G.; and Bona, F. V., 1960 a, 2
- Taenia martis* *Martes zibellina* Kontrimavichus, V. L., 1969 b  
Altai Mountains
- Taenia martis* (Zeder, 1803) *Martes foina* (small intestine) Tazieva, Z. Kh.; and Lobachev, Iu. S., 1970 a  
Kazakhstan Altai
- Taenia multiceps* epidemiology, dogs Cook, B.R.; and Clarkson, M.J., 1971 a  
scavenging sheep carcasses, northwest England housing, close proximity to man
- Taenia multiformis* Krabbe, 1869 (nec Crepl.) as syn. of *Anomotaenia discoidea* (v. Beneden, 1868) Fuhrm., 1908 Baer, J. G.; and Bona, F. V., 1960 a, 18
- Taenia multistriata* Rudolphi, 1810 as syn. of *Colymbilepis multistriata* (Rudolphi, 1810) n. comb. (tod) Spasskaia, L. P., 1966 b
- Taenia mustelae* Gmelin *Sigmodon hispidus* (liver, lungs, serous membranes, spleen, kidney, heart, adrenal glands, brain) dogs (exper.) McKeever, S.; and Henry, H. M., 1971 a, figs.  
Statesboro, Georgia
- Taenia mustelae* (cysticercus) Mahrt, J.L.; and Chai, S.J., 1972 a  
Alberta, Canada
- Taenia mustelae* *Peromyscus leucopus* *P. maniculatus* (liver, lungs of all) Zenchak, J. J.; and Hall, J. E., 1971 a  
all from West Virginia
- Taenia nitida* Krabbe, 1869 as syn. of *Nadejdolepis nitida* (Krabbe, 1869) n. comb. Spasskaia, L. P., 1966 b
- Taenia omalancristrota* Wedl, 1855 as syn. of *Cyclorchida omalancristrota* (Wedl) Fuhrmann, 1907 Baer, J. G.; and Bona, F. V., 1960 a, 15
- Taenia ovis* kangaroos, not suitable hosts de Chaneet, G., 1971 a
- Taenia ovis* epidemiology, dogs Cook, B.R.; and Clarkson, M.J., 1971 a  
scavenging sheep carcasses, north-west England housing, close proximity to man
- Taenia ovis* acquired resistance, ewe, prenatal infections Gemmell, M. A., 1973 a
- Taenia ovis* Tasmanian devil (exper.) Gregory, G.G., 1972 a
- Taenia ovis* bithionol, dogs Giralp, N.; and Tiğın, Y., 1969 a
- Taenia ovis* oncospheres, migration, rabbit Heath, D. D., 1971 a
- Taenia ovis* dogs Jackson, P.J.; and Arundel, J. H., 1971 a  
Victoria, Australia
- Taenia ovis* ovidices, inhibition of hatching and activation of eggs, drug trials Laws, G. F., 1965 a
- Taenia ovis* incidence, treatment, dogs McCristell, T., 1967 a  
New Zealand

- Taenia ovis* larvae, in vivo growth in filtration membrane diffusion chambers in lambs, induction of immunity Rickard, M. D.; and Bell, K. J., 1971 b
- Taenia ovis* freezing, cysts Whitten, L. K., 1971 a
- Taenia papilla* Wedl, 1855 sp. inquirendae Baer, J. G.; and Bona, F. V., 1960 a, 21
- Taenia pisiformis* ticarbodine, dogs Boisvenue, R. J.; Hendrix, J. C.; and Porter, H. C., 1972 a
- Taenia pisiformis*, cysticerci Bookhout, T. A., 1971 a northern Michigan  
*Lepus americanus* (lower digestive tract, liver, stomach, diaphragm, musculature, coelomic cavity)
- Taenia pisiformis* rabbits, glutamate pyruvate transaminase, glutamate dehydrogenase, activity in plasma, monitoring parasite migration, estimating worm burden Bundesen, P. G.; and Janssens, P. A., 1971 b
- Taenia pisiformis* *Vulpes vulpes* Coman, B. J., 1973 a Victoria
- Taenia pisiformis* epidemiology, dogs scavenging sheep carcasses, housing, close proximity to man Cook, B. R.; and Clarkson, M. J., 1971 a England
- Taenia pisiformis* (Bloch 1870) (*Cysticercus pisiformis* (Finne)) Hase Eble, H., 1971 a Hakel
- Taenia pisiformis* oncospheres, migration, rabbit Heath, D. D., 1971 a, figs.
- Taenia pisiformis* oncospheres in vitro, effect of serum on development Heath, D. D.; and Elsdon-Dew, R., 1972 a, figs.
- Taenia pisiformis* (Bloch 1780) *Vulpes vulpes* Hinaidy, H. K., 1971a Austria
- Taenia pisiformis* dogs Jackson, P. J.; and Arundel, J. H., 1971 a Victoria, Australia
- Taenia pisiformis* ovicides, inhibition of hatching and activation of eggs, drug trials Laws, G. F., 1965 a
- Taenia pisiformis* anomalies, one circle of hooks *Canis latrans* Little, J. W., 1969 a Zapata County, Texas
- Taenia pisiformis* hook measurements *Lynx rufus* "bobcat" (intestine) Little, J. W.; and Hopkins, S. H., 1969 a Brazos County, Texas
- Taenia pisiformis* oncospheres antibodies produced by rabbits associated with IgG immunoglobulin class, localization, immunoelectrophoresis Németh, I., 1972 a
- Taenia pisiformis* antibody characterization, rabbits Németh, I., 1972 b
- Taenia pisiformis* isolation of pure antibodies, rabbit serum, indirect haemagglutination, gel diffusion tests Németh, I., 1973 a
- Taenia pisiformis* Mansonii, dogs Neumann, J.; and Zavadil, R., 1971 a
- Taenia pisiformis* niclosamide, dogs Poole, J. B.; Dooley, K. L.; and Rollins, L. D., 1971 a
- Taenia pisiformis* *Felis domestica*, white blood cell picture Roth, B.; and Schneider, C. C., 1971 a
- Taenia pisiformis* *Vulpes vulpes* Schweizer, R., 1949 a Switzerland
- Taenia pisiformis* *Sylvilagus floridanus* mallurus *S. palustris* Stringer, R. P.; Harkema, R.; and Miller, G. C., 1969 a all from North Carolina
- Taenia pisiformis* cottontails, infection rate not affected by host age or sex Vande Vusse, F. J., 1969 a
- Taenia pisiformis* mebendazole, canine Vanparijs, O. F. J.; and Thienpont, D. C., 1973 a
- Taenia* (s.l.) *polyacantha* Leuckart, 1856 *Vulpes vulpes* Hinaidy, H. K., 1971 a, fig. 2 Austria
- Taenia* (s. l.) *polyarthra* Krabbe, 1882 Oshmarin, P. G., 1968 a
- Taenia puncta* Linstow, 1872 as syn. of *Icterotaenia constricta* (Molin, 1858) Spassky, 1966 Spasski, A. A., 1968 a, 27
- Taenia regis* Baer, 1923 Syn.: *Taenia hubesei* Ortlepp, 1938 *Panthera leo* Dinnik, J. A.; and Sachs, R., 1972 a, 198 East Africa
- Taenia regis* (Baer, 1923) *Phacochoerus aethiopicus* (épiploon, mésentère, parenchyme hépatique, muscles, coeur, cerveau) Troncy, P. M.; Graber, M.; and Thal, J., 1972 a Central Africa
- Taenia rileyi* hook measurements *Lynx rufus* "bobcat" (intestine) Little, J. W.; and Hopkins, S. H., 1969 a Brazos County, Texas
- Taenia rileyi* (cysticercus) *Tamiasciurus hudsonicus* Mahrt, J. L.; and Chai, S. J., 1972 a Alberta, Canada
- Taenia saginata* human, acridine and salicylamide Aguilar, F. J., [1964 a] Guatemala
- Taenia saginata* human, Löffler's endocarditis, hypersensitivity, case report Appel, J., 1972 a, fig.
- Taenia saginata* human, gall bladder, cholecystitis Ardao, H. A.; and Praderi L. A., 1956 a, fig. Montevideo
- Taenia saginata* humans, intestinal absorption deficiency, lipids and proteins Assumma, M.; de Dominicis, A.; and Sebastiani, A., 1968 a
- Taenia saginata* survey, dock workers, case reports Barua, D. L., 1963 a Calcutta, India
- Taenia saginata* immunofluorescence, diagnosis, cattle Calamel, M.; and Soulé, C., 1972 a

- Taenia saginata* humans, review of current fecal and serological diagnostic methods Cedillos, R. A., 1971 a
- Taenia saginata* tetramisole, in vitro effects Cherniaeva, A. I.; et al., 1971 a
- Taenia saginata* humans, taenicides Dufek, M.; and Kalivoda, R., 1969 b Praha
- Taenia saginata* economic importance, bovines, control Euzebey, J. A., 1973 e
- Taenia saginata* not infective to *Gazella thomsonii* Fay, L. D., 1972 a
- Taenia saginata* humans, mass therapy, dithiazanine Gökay, F.; Özcel, M. A.; Tokgöz, M.; and Akdülger, M., 1963 a
- Taenia saginata* serological diagnosis, cattle Grossklaus, D.; and Walther, M., 1970 a
- Taenia saginata* culture from oncospheres to cystic larvae, role of serum in development Heath, D. D.; and Elsdon-Dew, R., 1972 a, figs.
- Taenia saginata* humans, niclosamide Huggins, D. W., 1972 a Brasil
- Taenia saginata* (*Cysticercus bovis*) disease transmission, cattle to man, control measures, epidemiology Jolivet, G., 1970 a France
- Taenia saginata* *Ursus americanus* (scats) Jonkel, C. J.; and Cowan, I. M., 1971 a, 32 northwestern Montana
- Taenia saginata* (*Cisticercus taeniae saginatae*) eradication, meat inspection Jordano Barea, D., 1961 a
- Taenia saginata* pregnant women, medical treatment, clinical review Junod, C., 1968 a France
- Taenia saginata* children, radeverm, stannotaen Kirmse, H., 1968 a
- Taenia saginata* human, prevention, treatment of bovines Kotter, L.; Maurus, P.; and Herrmann, C., 1963 a
- Taenia saginata* human, Yomesan Larivière, M.; Hocquet, P.; and Camerlynck, P., 1963 a Dakar, Senegal
- Taenia saginata* conditioned pathogenicity, review Lupaşcu, Gh.; and Panaitescu, D., 1972 a
- Taenia saginata* cattle, disease transmission to cattle ranch employees, control measures Maas, G.; and Hudemann, H., 1971 a Genthin, Germany
- Taenia saginata* recovery rate, distribution, *Cysticercus bovis* cysts, calves Mango, A. M.; and Mango, C. K. A., 1972 a
- Taenia saginata* Yomesan, human treatment Mastrandrea, G.; and Cigala, O., 1963 a
- Taenia saginata* diagnosis, human, fecal examination, eggs, comparison, Tolman and BAF enrichment methods Mastrandrea, G.; and Mele, G., 1963 c
- Taenia saginata* human intestinal, statistics, occurrence Mastrandrea, G.; and Tedaldi di Tavasca, E., 1966 a Rome
- Taenia saginata* (*Cysticercus bovis*) meat-borne zoonoses, review Mitchell, J. R., 1968 a East Africa
- Taenia saginata* eggs, species differentiation not possible by Ziehl-Neelsen staining Müller, R.L.; and Taylor, M.G., 1972 b
- Taenia saginata* pregnant woman, malformed infant after taenifuge treatment Notter, A.; Robert, J. M.; and Boudenes, G., 1963 a Algeria
- Taenia saginata* meat inspection, value in detecting human carriers Parkinson, B., 1972 a Australia
- Taenia saginata* review, summary of advances in research Pawłowski, Z.; and Schultz, M. G., 1972 a
- Taenia saginata* human, paromomycine and salicylamides Piazza, V.; Restivo, O.; and Sindoni, G., 1965 a
- Taenia saginata* gelatinated glycerine, water and phenol gel, preparation, storage morphologically intact Pignatari de Martínez, F. M. R., 1968 a, figs.
- Taenia saginata* children, treatment with N-(2-chloro-4-nitro-phenyl)-5-chloro-salicylamide Pimentel Imbert, M.F., 1965 b Dominican Republic
- Taenia saginata* cross-immunity reactions, bovine pleuropneumonia, rabbit immunization Provost, A.; and Queval, R., 1972 a
- Taenia saginata* Yomesan, humans Rodrigues da Silva, J.; et al., 1961 a
- Taenia saginata* human, atebirin, filmaron Sobota, K., 1969 a Czechoslovakia
- Taenia saginata* bovine, experimental superinfection, immunity Soule, C.; Chevrier, L.; and Calamel, M., 1972 a
- Taenia saginata* humans, cucurbita pepo seeds, more favorable results than treatment with male fern, mepacrine Talaat, S. M., 1959 a Egypt
- Taenia saginata* humans, epidemiology, meat inspection, liver, lungs, cattle, ox Thornton, H., 1967 a, fig. Rhodesia
- Taenia saginata* human, occurrence, clinical review Thornton, H.; and Goldsmid, J.M., 1969 a Rhodesia
- Taenia saginata* ionizing radiation (Co-60), beef, destruction of cysticercus Tolgay, Z.; Tolgay, N.; Tezcan, I.; and Cengiz, A., 1972 a, figs.
- Taenia saginata* anomaly Velasquez, C. C.; and Chanco, P. P. (jr.), 1969 a, fig.
- Taenia saginata* humans, treatment with PAA 261, case reports Waks, J., 1960 a Buenos Aires
- Taenia saginata* indirect haemagglutination, diagnosis, rabbits, calves Walther, M.; and Grossklaus, D., 1972 a

- Taenia saginata*  
calves, vaccination,  
oncospheres  
Wikerhauser, T.; Žuković, M.;  
and Dzakula, N., 1971 a
- Taenia saginata*  
paromomycin sulfate,  
human  
Wittner, M.; and Tanowitz,  
H. B., 1971 a
- Taenia serialis*  
*Vulpes vulpes*  
Coman, B. J., 1973 a  
Victoria
- Taenia serialis*  
epidemiology, dogs  
scavenging sheep carcasses,  
housing, close proximity to man  
Cook, B.R.; and Clarkson,  
M.J., 1971 a  
north-west England
- Taenia serialis*  
oncospheres, migration, rabbit  
Heath, D. D., 1971 a, fig.
- Taenia simbae* n. sp.  
*Panthera leo* (small  
intestines)  
Dinnik, J. A.; and Sachs, R.,  
1972 a, 197, 198, 202-207,  
fig. 3a-f  
Tanzania, Kenya, Uganda,  
Zambia
- Taenia solium*  
humans, epidemiological  
survey  
Adonajzo, A.; and Gancarz, Z.,  
1967 a  
Poland
- Taenia solium*  
human, acridine and sali-  
cylamide  
Aguilar, F. J., [1964 a]  
Guatemala
- Taenia solium* (*Cysticercus*  
*cellulosae*)  
human brain, case re-  
port, differential diagnosis  
Barros, J. de A.; Rocha, F.  
J.; Fonseca, A. V. B.; and  
Torchetti, F. A., 1968 a
- Taenia solium*  
survey, dock workers,  
case reports  
Barua, D. L., 1963 a  
Calcutta, India
- Taenia solium*  
humans, review of current  
fecal and serological diagnos-  
tic methods  
Cedillos, R. A., 1971 a
- Taenia solium* (*Cysticercus*  
*cellulosae*)  
human, radiographic diagnosis  
Chartres, J. C., 1965 a, fig.
- Taenia solium*  
human cerebral cysti-  
cercosis with generalized  
infection, first reported case  
Collomb, H.; Larivière, M.;  
and Philippe, Y., 1961 a  
Sénégal
- Taenia solium*  
swine  
Cvetković, L., 1970 d
- Taenia solium*  
multiple infections,  
man  
Fernandes, B. de F.; and  
Therezinha Buseti, E.,  
1971 a, figs.  
rural zone of Cianorte  
country, state of Paraná
- Taenia solium*  
humans, immunodiagnosis,  
cellular response, fi-  
larial skin test antigen  
Higashi, G.I.; Dastidar,  
B.G.; and Chowdhury, A.B.,  
1967 a
- Taenia solium*  
case report  
girl (eyelid)  
Jampol, L. M.; Caldwell, J.B.  
H.; and Albert, D. M., 1971 a,  
figs.  
Deschapelles, Haiti
- Taenia solium*  
humans, striated muscles  
of forearm, case report  
Leonard, M. H.; Arat, A.;  
Breck, L. W.; and Kosicki,  
Z. W., 1965 a, fig.
- Taenia solium* (*Cysticercus*  
*cellulosae*)  
human plastic iridocyc-  
litis from *Cysticercus* cyst in anterior eye chamber  
Mathur, R. N.; and Abraham,  
L., 1962 a  
India
- Taenia solium*  
man  
Merdivenci, A.; Vural, S.;  
and Yilmaz, S., 1964 a  
Imroz Island, Turkey
- Taenia solium* (*Cysticercus*  
*cellulosae*)  
meat-borne zoonoses, review  
Mitchell, J. R., 1968 a  
East Africa
- Taenia solium*  
pig  
Mohiuddin, S. M., 1972 a  
India
- Taenia solium*  
human, muscle ossifi-  
cations  
Molski, K.; and Szostakowski,  
T., 1972 a
- Taenia solium*  
eggs, species differen-  
tiation not possible by Ziehl-Neelsen staining  
Miller, R. L.; and Taylor,  
M. G., 1972 b
- Taenia solium*  
human, paromomycine and  
salicylamides  
Piazza, V.; Restivo, O.; and  
Sindoni, G., 1965 a
- Taenia solium*  
children, treatment with  
N-(2-chloro-4-nitro-phenyl)-5-chloro-salicylamide  
Pimentel Imbert, M.F., 1965 b  
Dominican Republic
- Taenia solium* (*Cysticercus*  
*solium*)  
man, involvement of ner-  
vous system, heart, skeletal muscles, muscle hypertrophy,  
case report  
Puri, D.; and Malhotra, K. C.,  
1968 a  
India
- Taenia solium*  
histology, morphology, *Cysticercus cellulosae* and *C. racemosa*, human nervous system  
Ravens, J. R., 1955 a
- Taenia solium*  
Yomesan, humans  
Rodrigues da Silva, J.; et  
al., 1961 a
- Taenia solium*  
human, skin manifes-  
tations, differential diagnosis  
Schmoranzler, H.; and Paasch,  
H., 1968 a
- Taenia solium*  
human, atebirin, filmaron,  
cestodin  
Sobota, K., 1969 a  
Czechoslovakia
- Taenia solium*  
human encephalitis,  
case reports, clinical  
review  
Sorasuchart, A.; Khunadorn,  
N.; and Edmeads, J., 1968 a  
Thailand
- Taenia solium*  
survey, incidence, pigs,  
butchered at local slaugh-  
ter house  
Soriano, E. G.; and Cedillos,  
R. A., 1968 a  
El Salvador
- Taenia solium* (*Cysticercus*  
*cellulosae*)  
human nervous system, histopathological aspects, immun-  
ology, review  
Spina-França, A., 1969 a
- Taenia solium*  
immunopathology, review  
Spina-França, A., 1969 b
- Taenia solium* (*Cysticercus*  
*cellulosae*)  
man, generalized cutaneous cysticercosis, associated  
with epilepsy and facial paralysis  
Teixeira, P.A.; et al., 1969 a  
Sao Paulo
- Taenia solium*  
human, occurrence, clin-  
ical review  
Thornton, H.; and Goldsmid,  
J.M., 1969 a  
Rhodesia

- Taenia solium* paromomycin sulfate, human Wittner, M.; and Tanowitz, H. B., 1971 a
- Taenia solium* (*Cysticercus cellulosae*) disseminating cysticercosis, male Hindu, case report Wyburn-Mason, R.; and Shaikh, M. A., 1973 a  
England
- Taenia taeniaeformis* *Rattus rattus* (alimentary tract) Buscher, H. N.; and Haley, A. J., 1971 a  
Punjab region, West Pakistan
- Taenia taeniaeformis* cat (gastrointestinal tract) Collins, G. H., 1973 a  
Palmerston North
- Taenia taeniaeformis* feral cat (stomach, intestine) Coman, B. J., 1972 a  
Victoria, Australia
- Taenia taeniaeformis* *Ondatra z. zibethica* (small intestine) Harley, J. P., 1972 c  
Madison County, Kentucky
- Taenia taeniaeformis* culture from oncospheres to cystic larvae, role of serum in development Heath, D. D.; and Elsdon-Dew, R., 1972 a, figs.
- Taenia taeniaeformis* Bunamidine Kondo, R.; et al., 1969 a
- Taenia taeniaeformis* domestic cats Mirzayans, A., 1971 a  
Teheran area, Iran
- Taenia taeniaeformis* in vitro effects of antibody on larvae, measurement of biochemical alterations, alteration in tegumentary membrane permeability Murrell, K.D., 1971 a
- Taenia taeniaeformis* *Rattus rattus* (liver) Paperna, J.; Furman, D. P.; and Rothstein, N., 1970 a  
Achimota, South Ghana
- Taenia taeniaeformis* *Rattus rattus* *Hybomys univittatus* Quentin, J. C., 1964 b, 137  
all from République Centrafricaine
- Taenia taeniaeformis* Larvae, in vivo growth in filtration membrane diffusion chambers in rats, induction of immunity Rickard, M. D.; and Bell, K. J., 1971 b
- Taenia taeniaeformis* *Felis domestica*, white blood cell picture Roth, B.; and Schneider, C. C., 1971 a
- Taenia taeniaeformis* albino rats (exper.) albino mice (exper.) Singh, B. B.; and Rao, B. B., 1971 a
- Taenia taeniaeformis* mitochondria, aerobic metabolism Weinbach, E. C.; and von Brand, T., 1970 a
- Taenia taeniaeformis* (liver) *Microtus ochrogaster* Whitaker, J. O. (jr.); and Adalis, D., 1971 a  
Indiana
- Taenia transfuga* Krabbe, 1869 as syn. of *Paradilepis transfuga* (Krabbe, 1869) n. comb. Baer, J. G.; and Bona, F. V., 1960 a, 17
- Taenia trigonocephala* Krabbe, 1869 as syn. of *Icterotaenia trigonocephala* (Krabbe, 1869) n. comb. Spasskii, A. A., 1963 a, 37
- Taenia unilateralis* Krabbe, 1869 ex parte, (nec Rud., 1819) as syn. of *Valipora campylancristrota* (Wedl, 1855) n. comb. Baer, J. G.; and Bona, F.V., 1960 a, 8
- Taenia unilateralis* Rud., 1819 nomen delendum Baer, J. G.; and Bona, F. V., 1960 a, 9
- Taenia venusta* Rosseter, 1897 as syn. of *Retinometra venusta* (Rosseter, 1897) n. comb. Spasskaia, L. P., 1966 b
- Taeniarhynchosis human, control Efendieva, I. I., 1971 a  
Shekinsk region, Azerbaïd-zhan SSR
- Taeniarhynchosis incidence and geographic distribution Sergiev, P. G.; Shul'man, E. S.; Prokopenko, L. I.; and Abramova, I. G., 1971 a  
Russia
- Taeniarhynchus saginatus* humans, epidemiological survey Adonajko, A.; and Gancarz, Z., 1967 a  
Poland
- Taeniarhynchus saginatus* importance in animal husbandry Bratanov, V., 1972 a
- Taeniarhynchus saginatus* mass therapy, foreign students' hostels, cestodin Dufek, M.; et al., 1967 b  
Czechoslovakia
- Taeniarhynchus saginatus* human, dichlosal treatment Frolova, A. A., 1971 a
- Taeniarhynchus saginatus* humans, increased incidence with higher beef consumption Kalawski, K.; and Pawłowski, Z. S., 1970 a  
Poznań, Poland
- Taeniarhynchus saginatus* human intestinal, comparisons, fecal diagnostic methods, Hein thick smear method superior Miller, K. H., 1969 a
- Taeniarhynchus saginatus* human, epidemiology Miller, K. H., 1970 a  
German Democratic Republic
- Taeniarhynchus saginatus* human, increased incidence, survey Müller, K. H., 1970 b  
Karl-Marx-Stadt
- Taeniarhynchus saginatus* humans, Radeverm, Stanotaen Müller, K. H.; Damme, E.; and Leidholdt, H. G., 1970 a  
Germany
- Taeniarhynchus saginatus* [Bos taurus] Mukhamadiev, S. A., 1971 a  
Tadzhikistan
- Taeniarhynchus saginatus* guinea pigs, anaphylactic reaction, antigens from different parts of the strobila Mukhin, V. N., 1969 a
- Taeniarhynchus saginatus* epidemiology, oncospheres, 1973 a soiled finger-nails, hands, underwear, humans Ockert, G.; and Obst, J.
- Taeniarhynchus saginatus* tissues, free and bound histamine, chromatography Rusak, L. V.; and Zhuchkova, N. I., 1970 a
- Taeniarhynchus saginatus* survival, in liquid cattle manure Splisteser, H.; and Frick, W., 1973 a
- Taeniasis Karnaukhov, V. K., 1971 a  
diagnosis, active elimination of proglottids

- Taeniasis survey, humans, control measures Mielke, D., 1969 c Frankfurt, Germany
- Taeniasis human tapeworm remedy "kosso" cause of optic nerve damage Rokos, L., 1969 a Ethiopia
- Taeniasis human, FAO/WHO report Steele, J. H., 1967 a
- Taeniasis zoonosis, review Talanti, S., 1971 a Finland
- Taeniasis human, anthelmintics, review Teixeira, R., 1960 b
- Taeniidae [sp.] *Thomomys talpoides* (mesentery) Todd, K. S. (jr.); Lepp, D. L.; and Tryon, C. A. (jr.), 1971 a Park County, Wyoming
- Tapeworms. See Cestoda; Cestoda sp.
- Taufikia ghoshi Capoor, 1966 Saxena, S. K., 1970 b as syn. of *Neophronia percnopteri* (Singh, 1952)
- Tentacularia coryphaenae Bosc, 1802 Threlfall, W.; Lu, C.C.; and Aldrich, F. A., 1971 a, figs. off Daytona Beach, Florida
- Illex illecebrosus* (oviduct) off Burin, Grand Banks
- Ommastrephes caroli* (membranes around liver)
- Tetrabothrius sp. Uria aalge Threlfall, W., 1971 a northwestern North Atlantic
- Tetrabothrius cylindraceus (Rudolphi, 1819) Uria aalge Threlfall, W., 1971 a northwestern North Atlantic
- Tetrabothrius erostris (Lönnberg, 1889) Uria aalge Threlfall, W., 1971 a northwestern North Atlantic
- Tetrabothrius jägerskiöldi Nybelin, 1916 Uria aalge Threlfall, W., 1971 a all from northwestern North Atlantic
- U. lomvia
- Tetraphyllidea Anantaraman, S., 1963 c body volume of larvae increase, sea-water vs. distilled water
- Tetraphyllidea [sp.] larva *Murex trapa* (digestive gland) Devi, P. R., 1973 a, figs. Waltair coast, Bay of Bengal
- Tetraphyllidea [sp.] larva *Fasciolaria tulipa* (alimentary canal) Friedl, F. E.; and Simon, J. L., 1970 a, figs. Pinellas County, Florida
- Tetraphyllidea [sp.] larval *Gillichthys mirabilis* (intestine, gall bladder) Martin, W. E.; and Multani, S., 1971 a Baja California; Seal Beach, California
- Tetraphyllidea [sp.] larva *Synodus foetens* (intestine, pyloric caeca, gall bladder, cystic duct) Overstreet, R. M., 1968 a south Florida
- Tetraphyllid[ea sp.] larva *Ammodytes dubius* (intestine) Scott, J. S., 1973 a Nova Scotia Banks
- Tetraphyllidea [sp.] *Pinnotheres pinnotheres* Vivares, C. P., 1971 a Golfe du Lion
- Tetrarhynchid *Paralorchurus peruanus* (músculos) Miranda C., H.; Fernandez R., W.; and Ibañez H., N., 1968 a, fig. Los Leones, Peru
- Tetrarhynchidea [sp.] larvae *Synodus foetens* (intestine) Overstreet, R. M., 1968 a south Florida
- Tetrathyridium [sp.] *Mustela erminea* Tazieva, Z. Kh.; and Lobachev, Iu. S., 1970 a Kazakhstan Altai
- Thaparea magnivesicula Johri, 1953 Spasski, A. A., 1968 a, 46, 51 Syn.: *Anomotaenia magnivesicula* (Johri, 1953) Sandeman, 1959
- Thysanietzia glardi (Moniez, 1879) [Bos taurus] Mukhamadiev, S. A., 1971 a Tadzhikistan
- Thysanietzia ovilla Bilevon R, zebu cattle Graber, M.; Euzebv, J. A.; and Birgi, E., 1970 a tropical Africa
- Thysanietzia ovilla bovine, Freon BU ineffective Guilhon, J. C.; Graber, M.; and Barnabé, R., 1971 a
- Thysanosoma actinioides sheep, levamisole (not effective), parabendazole (little effect), cambendazole (efficacious) Allen, R.W., 1973 a
- Thysanosoma actinioides (small intestine of all) *Odocoileus virginianus* Boddicker, M.L.; and Huggins, E.J., 1969 b all from South Dakota
- O. hemionus*
- Cervus canadensis*
- Antilocapra americana*
- Thysanosoma actinioides Actamer, Fasciol, Fasciol, ovinos Marble, D. W.; Lora Ortecho, C. A.; and Carrera, M., 1966 a, figs.
- Thysanosoma actinioides *Odocoileus virginianus* Prestwood, A. K., 1971 a Arkansas
- Thysanosoma actinioides tetramisole, thiabendazole la Rosa G., V., 1968 a compared, sheep
- Thysanosoma actinioides sheep Vásquez Duclós, M. S.; Marchinares Ayllón, C. R.; and Rojas Flores, J. R., 1967 a Peru
- Thysanosoma actinioides *Cervus canadensis* Wilson, G. I., 1969 a Grant County, New Mexico
- Triacnophorus crassus as biological tag, differentiation of stocks of red salmon Konovalov, S. M.; and Konovalova, G. V., 1969 a Kamchatka
- Triacnophorus crassus development, seasonal variations in temperature, pike Kuperman, B. I.; and Shul'man, R. E., 1972 a
- Triacnophorus crassus biological control experiments, Canada intermediate host ecology Lawler, G. H., 1969 b
- Triacnophorus crassus Forel, 1887 Osmanov, S. O., 1971 a, 142 all from Uzbekistan
- Esox lucius*
- Lucioperca lucioperca*



- Triaenophorus crassus* Reichenbach-Klinke, H.-H.;  
*Coregonus lavaretus* Braum, F.; and Negele, R. D.,  
 (Muskulatur) 1972 a  
*Salvelinus alpinus alpinus* (Leber)  
*Salmo gairdneri* (Muskulatur)
- Triaenophorus luci* Aisa, F.; and Gattaponi, P.,  
*Tinca tinca* [1972 a]  
 Lake Trasimeno
- Triaenophorus nodulosus* Borgström, R., 1970 b  
 (Pallas, 1760) Bogstad Lake  
*Esox lucius*
- Triaenophorus nodulosus* Davydov, O. N., 1970 a  
 survival, synthetic media, temperature
- Triaenophorus nodulosus* Grabiec, S.; Guttowa, A.; and  
 eggs, coracidia, develop- Michałkow, W., 1970 a  
 ment, surface potential changes
- Triaenophorus nodulosus* Grabiec, S.; and Michałkow,  
 embryos, metabolic ac- W., 1973 a  
 tivity, chemiluminescence, temperature, surface potential,  
 viability
- Triaenophorus nodulosus* Halvorsen, O., 1971 b  
 (Pallas) river Glomma, south-eastern  
*Esox lucius* Norway
- Triaenophorus nodulosus* Halvorsen, O., 1972 a  
 seasonality, occurrence river Glomma, southeastern  
 and reproduction, pike Norway
- Triaenophorus nodulosus* Halvorsen, O.; and Andersen,  
*Esox lucius* K., 1973 a, fig.  
 river Glomma
- Triaenophorus nodulosus* Kuperman, B. I.; and Shul'-  
 development, seasonal man, R. E., 1972 a  
 variations in temperature, pike
- Triaenophorus nodulosus* Kuperman, B. I.; and Smirnova,  
 pathogenicity, young L. I., 1968 a  
 perch
- Triaenophorus nodulosus* Malmberg, G., 1972 a, figs.  
 protonephridial system, early development
- Triaenophorus nodulosus* Osmanov, S. O., 1971 a, 141  
 (Pallas, 1781) all from Uzbekistan  
*Esox lucius*  
*Lucioperca lucioperca*  
*Perca fluviatilis*  
*Chalcalburnus chalcoides*  
*Leuciscus idus*  
*Acerina cernua*
- Triaenophorus nodulosus* Plasota, K., 197 a  
 mortality rate of infected and uninfected Cyclops  
 vicinus, Weibull's distribution method
- Triaenophorus nodulosus* Pronin, N. M., 1969 a  
 plerocercoid-infected burbot, erythrocyte sedimentation  
 rate, haemoglobin content
- Triaenophorus nodulosus* Rauckis, E., 1970 a  
 [*Esox lucius*] (intestine, all from Lake Dusia,  
 liver) Lithuania  
 [*Perca fluviatilis*] (liver, intestine)
- Triaenophorus nodulosus* Reichenbach-Klinke, H.-H.;  
*Salvelinus alpinus alpin-* Braum, F.; and Negele, R. D.,  
 (Leber) 1972 a
- Triaenophorus nodulosus* Strazhnik, L. V.; and Davy-  
 thiamine, tissues dov, O. N., 1971 a
- Triaenophorus nodulosus* Tedla, S.; and Fernando,  
*Roccus americanus* (liver) C. H., 1969 b  
 Bay of Quinte, Lake Ontario
- Triaenophorus nodulosus* Tedla, S.; and Fernando, C.  
*Roccus americanus* H., 1969 c  
 Bay of Quinte, Lake Ontario
- Triaenophorus nodulosus* Wierzbicka, J.; and Wierzbicki,  
 (Pallas, 1781) K., 1971 a  
*Perca fluviatilis* Legińskie Lake
- Trypanorhyncha* [sp.] Parukhin, A. M., 1973 a  
 age of host, degree of Indian Ocean  
 infection  
*Nemipterus japonicus*
- Tschertkovilepis brachy-* Spasskaia, L. P., 1966 b  
 cephalo (Creplin, 1829) Yamaguti, 1959  
 as syn. of *Echinocotyle brachycephala* (Creplin, 1829)  
 n. comb.
- Tschertkovilepis setigera* Golovkova, V. I., 1972 a  
 (Froelich, 1789) all from Turkmen SSR  
*Anas platyrhynchos*  
*Aythya ferina*
- Tylocephalum* Rifkin, E.; Cheng, T. C.; and  
 cellular constituents, Hohl, H. R., 1969 a  
 encapsulating cysts, *Crassostrea virginica*
- Tylocephalum* [sp.] Cheng, T. C., 1966 d  
*Crassostrea virginica* Pearl Harbor, Honolulu,  
 Hawaii

- Uncinia ciliata* (Fuhrmann Spasskii, A. A., 1968 a, 29  
1913) Mathevossian, 1963  
as syn. of *Platyscolex ciliata* (Fuhrmann, 1913) Spasska-  
ja, 1962
- Valipora* Linton, 1927 Baer, J. G.; and Bona, F.V.,  
emend. 1960 a, 8  
Dilepididae; Dilepidinae type: *V. mutabilis* Linton,  
Syn.: *Ophiovalipora* Hsü, 1935 1927
- Valipora ardeolae* (Singh, Baer, J. G.; and Bona, F.V.,  
1952) n. comb. 1960 a, 9  
Syns.: *Dilepis ardeolae* Singh, 1952; *D. campylancris-*  
*trota* Southwell, 1930, Johri, 1951 (nec Wedl, 1855);  
*Parvitaenia gorsakii* Yamaguti, 1956  
*Ardeola bacchus* Indochine  
*A. speciosa* Java
- Valipora campylancris-* Baer, J. G.; and Bona, F. V.,  
*trota* (Wedl, 1855) n. comb. 1960 a, 8-9, 36, 37, 46, 47,  
figs. 8B, 13C  
Syns.: *Taenia campylancristrota* Wedl, 1855; *T. unilat-*  
*eralis* Krabbe, 1869 ex parte (nec Rud., 1819); *Dilepis*  
*unilateralis* Clerc, 1906 (nec Rud., 1819); *D. campylan-*  
*cristrota* (Wedl) Fuhrmann, 1908; Larve: *Cysticercus*  
*valiporae-campylancristrotae* (Aubert, 1857) [i.e. (Wedl,  
1855)] n. comb.; *Gryporhynchus* sp. Aubert, 1857; *Cysti-*  
*cercus dilepidis campylancristrotae*, Joyeux et Baer,  
1936  
*Ardea c. cinerea* Italie
- Valipora campylancristrota* Mettrick, D. F., 1967 b, 338-  
(Wedl, 1855) Baer and Bona, 339  
1960 Samfya, Zambia  
*Nycticorax nycticorax* (intestine)
- Valipora glomovaginata* Baer, J. G.; and Bona, F.V.,  
n. sp. 1960 a, 9, 34, 35, 46, 47,  
*Ardea p. purpurea* figs. 7, 13B  
France
- Valipora minuta* (Coil, Baer, J. G.; and Bona, F. V.,  
1950) n. comb. 1960 a, 9  
Syn.: *Ophiovalipora minuta* Coil, 1950
- Valipora mutabilis* Baer, J. G.; and Bona, F.V.,  
Linton, 1927 (type) 1960 a, 8  
Syns.: *Dilepis unilateralis* Linton, 1927 (nec Clerc,  
1906); *Ophiovalipora houdameri* Hsü, 1935; *Dendroterina*  
*lintoni* Olsen, 1937; *D. nycticoracis* Olsen, 1937; *Dile-*  
*pis nycticoracis* (Olsen) Rausch, 1948; *Ophiovalipora*  
*lintoni* (Olsen) Coil, 1950; *O. nycticoracis* (Olsen)  
Coil, 1950  
*Nycticorax n. nycticorax* Italie, Chine
- Valipora pachipora* n. sp. Baer, J. G.; and Bona, F.V.,  
*Egretta i. intermedia* 1960 a, 9, 36, 37, fig. 8A  
Java
- Valipora parvispinae* Baer, J. G.; and Bona, F.V.,  
Linton, 1927 1960 a, 9  
"Espèce à rayer du genre"
- Valipora parvitaeniunca* Baer, J. G.; and Bona, F. V.,  
n. sp. 1960 a, 9, 38, 39, 46, 47,  
*Egretta sacra* figs. 9, 13Aa  
Australie
- Valipora parvitaeniunca* Mettrick, D. F., 1967 b, 339  
Baer and Bona, 1960
- Valipora spinosa* Baer, J. G.; and Bona, F. V.,  
(Fuhrm., 1908) n. comb. 1960 a, 9  
Syn.: *Lateriporus spinosus* Fuhrm., 1908
- Vampirolepis heleni* Schal- Vaucher, C., 1971 a  
dybin, 1964  
as syn. of *Hymenolepis magnirostellata* Baer, 1931
- Vampirolepis* (= *Hymenolepis*) Ferretti, G.; et al., 1972 a  
nana  
development, 5 strains of inbred mice
- Vampirolepis sumavensis* Vaucher, C., 1971 a  
as ? syn. of *Hymenolepis bifurca* (Hamann, 1891)
- Variolepis farciminoso* Rodrick, G. E.; and Johnson,  
(Goeze, 1782) Spasski J. C. (r.), 1971 a  
& Spasskaya, 1954 southeastern Kansas  
*Sturnus vulgaris*
- Variolepis variabilis* Hendricks, L. D.; Harkema, R.;  
(Mayhew, 1925) and Miller, Grover C., 1969 a  
*Corvus brachyrhynchos* North Carolina  
(small intestine)
- Vigisolepis bartoscolex* Vaucher, C., 1971 a  
Spassky, 1949  
as syn. of *Hymenolepis spinulosa* Cholodkowsky, 1906
- Viscoia* Mola, 1929 Spasskii, A. A.; Andrejko, A.  
as syn. of *Prochoano-* F.; and Merkusheva, I. V.,  
*taenia* Meggitt, 1924 1969 a
- Viscoia blanchardi* (Mola, Spasskii, A. A., 1968 a, 48  
1907) Mola, 1929  
as syn. of *Prochoanotaenia filamentosa* (Goeze, 1782)  
n. comb.
- Vitta ovolaciniata* (Linstow Spasskii, A. A., 1968 a, 35  
1877) Baer, 1957  
as syn. of *Vitta parvirostris* (Krabbe, 1869) Baer, 1959
- Vitta parvirostris* (Krabbe Spasskii, A. A., 1968 a, 35, 51  
1869) Baer, 1959  
Syn.: *Anomotaenia ovolaciniata* (Linstow, 1877) Fuhrmann,  
1908; *Vitta ovolaciniata* (Linstow, 1877) Baer, 1957
- Vitta riparia* (Dubinina, Spasskii, A. A., 1968 a, 36  
1953) Spasskii et Spasskaja, 1966  
Syn.: *Anomotaenia riparia* Dubinina, 1953
- Vitta rustica* (Neslobinsky Spasskii, A. A., 1968 a, 36, 51  
1911) Baer, 1957  
synonymy
- Vogea* Johri, 1959 Baer, J. G.; and Bona, F. V.,  
as syn. of *Cyclorchida* 1960 a, 14  
Fuhrmann, 1907 emend.
- Vogea vestibularis* Johri, Baer, J. G.; and Bona, F. V.,  
1959 1960 a, 15  
as syn. of *Cyclorchida omalanristrota* (Wedl) Fuhrmann,  
1907

- Wardium paraporale* sp. n. Podesta, R. B.; and Holmes,  
 cysticeroid development J. C., 1970 b, 1124, 1125,  
 in intermediate hosts 1130, 1131-1132, figs. 7, 15  
 Syn.: *Dicranotaenia* sp. all from Cooking Lake,  
 Gallimore (1964) Canada  
*Podiceps caspicus* (small intestine)  
*Hyalella azteca* (nat. and exper.)
- Wardium tsengi* (Joyeux et Baer, 1940) n. comb. Spasskaia, L. P.; 1966 b, 576-579, figs.  
 Syns.: *Hymenolepis himantopodis* sensu Shen Tseng, 1933, nec Krabbe, 1869; *Hymenolepis recurvirostrae* var. *magnosacco* Joyeux, Baer et Matrin, 1936; *Hymenolepis himantopodis* sensu Baer, 1940, nec Krabbe; *Hymenolepis recurvirostrae* sensu Dubinina, 1953, nec Krabbe; *Hymenolepis recurvirostrae* sensu Baer, 1959, nec Krabbe, pro parte; *Hymenolepis edouardensis* (Baer, 1959) Deblock et Rose, 1962; *Hymenolepis himantopodis* sensu Singh, 1959, nec Krabbe; *Hymenolepis himantopodis* (Krabbe, 1869)
- Wardoides nyrocae* (Yamaguti, 1935) Korniusshin, V. V., 1969 a  
*Tadorna tadorna* Black Sea
- Wardoides nyrocae* Spasskaia, L. P., 1966 b  
 ja, 1965, nec Yamaguti, 1935  
 as syn. of *Wardoides oidemiae* Spasskaja, n. sp.
- Wardoides oidemiae* Spasskaia, L. P., 1966 b, 581-582, fig. 443  
 Spasskaja, n. sp.  
 Syn.: *Wardoides nyrocae* Spasskaja, 1965, nec Yamaguti, 1935  
*Melanitta americana* all from Kamchatka  
*Clangula hyemalis*
- Weinlandia tetracis* Spasskaia, L. P., 1966 b  
 (Cholodkowsky, 1906) Mayhew, 1925  
 as syn. of *Otidilepis tetracis* (Cholodkowsky, 1906) n. comb.
- Weinlandia vaginata* (Baczynska, 1914) Mayhew, 1925 Spasskiy, A. A.; and Korniusshin, V. V., 1971 a; 1971 b  
 as syn. of *Avocettilepis vaginata* (Baczynska, 1914) comb. n.
- Wyominia tetoni* Boddicker, M.L.; and Huggins, E.J., 1969 b  
*Ovis canadensis* (bile duct) South Dakota
- Wyominia tetoni* Uhazy, L. S.; and Holmes, J. C., 1971 a  
*Ovis c. canadensis* Western Canada

The first part of the document discusses the importance of maintaining accurate records of all transactions. It emphasizes that every entry, no matter how small, should be recorded to ensure the integrity of the financial data. This includes not only sales and purchases but also expenses and income. The document also highlights the need for regular reconciliation of accounts to identify any discrepancies early on.

Furthermore, it stresses the importance of using reliable accounting software to streamline the process and reduce the risk of human error. The software should be able to handle complex calculations and generate detailed reports that can be used for decision-making. It also mentions the importance of backing up data regularly to prevent loss in case of a system crash or security breach.

In addition, the document provides guidelines on how to categorize expenses and income correctly. It suggests using a chart of accounts to organize the data into meaningful categories, such as salaries, rent, utilities, and sales. This will make it easier to analyze the financial performance of the business over time and identify areas for improvement.

Finally, the document concludes by reminding the reader that accurate record-keeping is essential for the success of any business. It encourages the reader to take the time to establish a solid accounting system from the start and to stick to it consistently. This will not only help in managing the business more effectively but also in providing accurate financial statements to stakeholders.


The second part of the document focuses on the importance of budgeting and financial forecasting. It explains that a well-defined budget is crucial for understanding the financial goals of the business and for allocating resources accordingly. The document provides a step-by-step guide on how to create a budget, starting with identifying the business's revenue sources and then estimating the various expenses that will be incurred.

It also discusses the importance of monitoring the budget regularly to ensure that the business is staying on track. If there are any variances between the actual results and the budgeted amounts, the document suggests investigating the reasons and taking corrective action as needed. This could involve adjusting the budget or finding ways to reduce costs without compromising the quality of the business's operations.

Furthermore, the document emphasizes the importance of financial forecasting, which involves predicting the future financial performance of the business. This is done by analyzing historical data and identifying trends that can be used to make informed predictions. The document provides several techniques for forecasting, such as the moving average method and the regression analysis method.

In addition, it discusses the importance of having a contingency plan in place to deal with unexpected financial challenges. This could involve setting aside a reserve fund or having access to a line of credit. The document also mentions the importance of reviewing the budget and forecasts regularly to ensure that they remain relevant and accurate as the business evolves.

Finally, the document concludes by reminding the reader that budgeting and financial forecasting are essential tools for any business owner. It encourages the reader to take the time to develop a solid budget and forecasting system that will help in making informed financial decisions and ensuring the long-term success of the business.



The first part of the document discusses the importance of maintaining accurate records of all transactions. It emphasizes that every entry, no matter how small, should be recorded to ensure the integrity of the financial data. This includes not only sales and purchases but also expenses and income. The document also highlights the need for regular reconciliation of accounts to identify any discrepancies early on.

Furthermore, it stresses the importance of using clear and concise language when describing transactions. This helps in avoiding any ambiguity and ensures that all parties involved have a clear understanding of the financial activities. The document also mentions the importance of keeping records for a sufficient period of time to comply with legal requirements and for future reference.

In addition, the document discusses the benefits of using a systematic approach to record-keeping. This involves categorizing transactions into different accounts and using a consistent method for recording them. This not only makes it easier to track and analyze financial data but also helps in identifying trends and patterns over time.

Overall, the document provides a comprehensive overview of the importance of accurate record-keeping in financial management. It offers practical advice and tips to help individuals and businesses maintain their financial records effectively and efficiently.

The second part of the document focuses on the importance of maintaining accurate records of all transactions. It emphasizes that every entry, no matter how small, should be recorded to ensure the integrity of the financial data. This includes not only sales and purchases but also expenses and income. The document also highlights the need for regular reconciliation of accounts to identify any discrepancies early on.

Furthermore, it stresses the importance of using clear and concise language when describing transactions. This helps in avoiding any ambiguity and ensures that all parties involved have a clear understanding of the financial activities. The document also mentions the importance of keeping records for a sufficient period of time to comply with legal requirements and for future reference.

In addition, the document discusses the benefits of using a systematic approach to record-keeping. This involves categorizing transactions into different accounts and using a consistent method for recording them. This not only makes it easier to track and analyze financial data but also helps in identifying trends and patterns over time.

Overall, the document provides a comprehensive overview of the importance of accurate record-keeping in financial management. It offers practical advice and tips to help individuals and businesses maintain their financial records effectively and efficiently.



The first part of the document discusses the importance of maintaining accurate records of all transactions. It emphasizes that proper record-keeping is essential for the integrity of the financial system and for the ability to detect and prevent fraud.

Secondly, the document highlights the need for transparency and accountability in all financial operations. This involves providing clear and concise information to all stakeholders and ensuring that all actions are justified and documented.

Thirdly, the document stresses the importance of regular audits and reviews. These processes are crucial for identifying any discrepancies or irregularities and for ensuring that all financial activities are in compliance with applicable laws and regulations.

Finally, the document concludes by reiterating the commitment to high standards of financial management and to the ongoing improvement of internal controls and procedures to ensure the highest level of accuracy and reliability.

In summary, the document outlines a comprehensive framework for financial management that prioritizes accuracy, transparency, and accountability. It provides a clear roadmap for ensuring the integrity and reliability of all financial operations.

The following sections provide a detailed overview of the specific measures and procedures that will be implemented to achieve these goals. This includes a thorough review of existing policies and procedures, as well as the development of new controls and processes where necessary.

It is the responsibility of all staff members to adhere to these standards and to report any potential issues or concerns immediately. The organization is committed to a culture of integrity and to the highest standards of financial management.

The implementation of these measures will be monitored and evaluated regularly to ensure their effectiveness and to make any necessary adjustments. The organization's commitment to financial integrity is unwavering.

For further information or to report any concerns, please contact the Finance Department. We are dedicated to ensuring the highest level of transparency and accountability in all our financial operations.

The document is intended to serve as a guide for all financial activities and to ensure that all transactions are recorded accurately and transparently. It is a key component of our overall financial management strategy.

The second part of the document details the specific procedures for recording and reconciling transactions. It provides a step-by-step guide for ensuring that all financial data is entered accurately and that all accounts are balanced and reconciled regularly.

Thirdly, the document describes the process for conducting internal audits and reviews. It outlines the roles and responsibilities of the audit team and provides a clear framework for identifying and addressing any areas of concern.

Finally, the document discusses the importance of maintaining up-to-date financial records and the need for regular backups and secure storage of all financial data. This ensures the integrity and availability of the information for future reference.

The document also includes a section on the handling of financial discrepancies and the process for investigating and resolving any issues that may arise. This ensures that all concerns are addressed promptly and effectively.

In addition, the document provides information on the reporting requirements for financial data and the importance of providing accurate and timely information to all relevant stakeholders. This is essential for maintaining the trust and confidence of all parties involved.

The document is a comprehensive guide to financial management and is intended to be read and understood by all staff members. It is a key component of our overall financial strategy and is essential for ensuring the highest level of accuracy and reliability in all our financial operations.

The document is intended to serve as a guide for all financial activities and to ensure that all transactions are recorded accurately and transparently. It is a key component of our overall financial management strategy.

It is the responsibility of all staff members to adhere to these standards and to report any potential issues or concerns immediately. The organization is committed to a culture of integrity and to the highest standards of financial management.

The implementation of these measures will be monitored and evaluated regularly to ensure their effectiveness and to make any necessary adjustments. The organization's commitment to financial integrity is unwavering.

For further information or to report any concerns, please contact the Finance Department. We are dedicated to ensuring the highest level of transparency and accountability in all our financial operations.





