

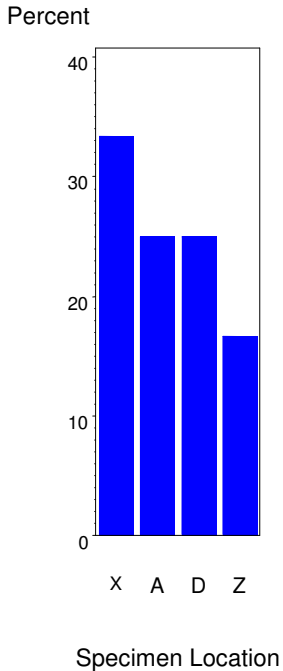
APPENDIX A19

HISTOGRAMS OF LOWEST AVERAGE FORCE LOCATION BY PACKAGE AND ADHESIVE

Histogram of Lowest Avg Force Location

By Package

Adhesive=Amcor Package=PS1

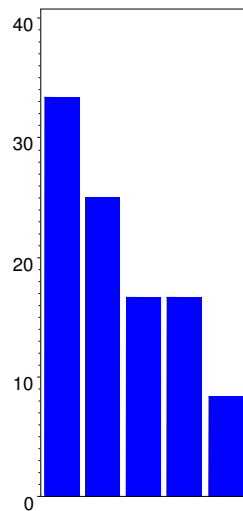


Histogram of Lowest Avg Force Location

By Package

Adhesive=Amcor Package=PS2

Percent



Y C X Z W

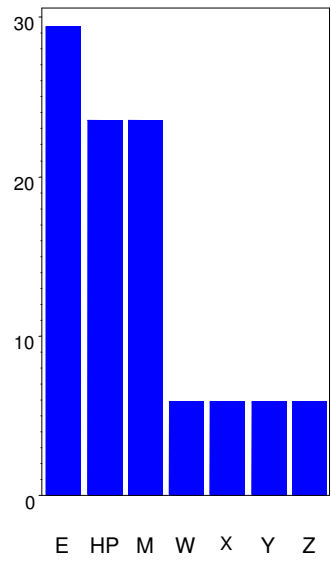
Specimen Location

Histogram of Lowest Avg Force Location

By Package

Adhesive=Amcor Package=PS3

Percent



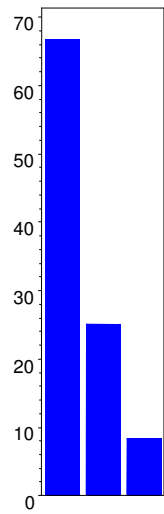
Specimen Location

Histogram of Lowest Avg Force Location

By Package

Adhesive=Amcor Package=PS4

Percent



YK J W

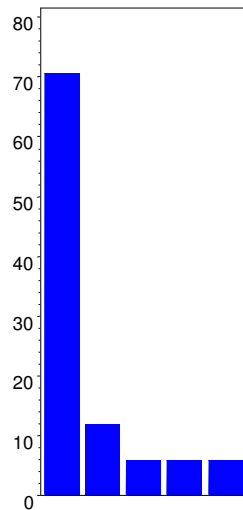
Specimen Location

Histogram of Lowest Avg Force Location

By Package

Adhesive=Amcor Package=PS5

Percent



W F E H Y

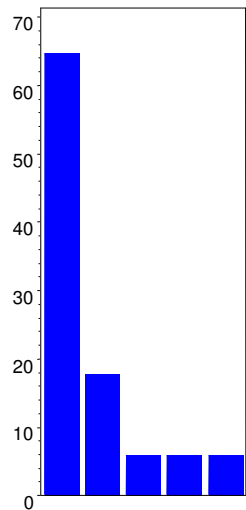
Specimen Location

Histogram of Lowest Avg Force Location

By Package

Adhesive=Amcor Package=PS6

Percent



N F E OG W

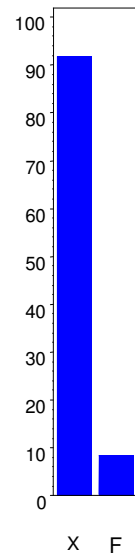
Specimen Location

Histogram of Lowest Avg Force Location

By Package

Adhesive=Amcor Package=PS7

Percent



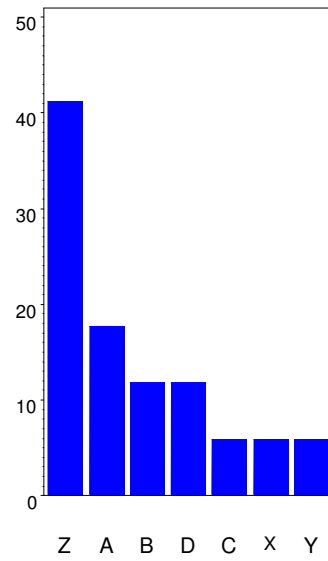
Specimen Location

Histogram of Lowest Avg Force Location

By Package

Adhesive=Amcor Package=PS8

Percent



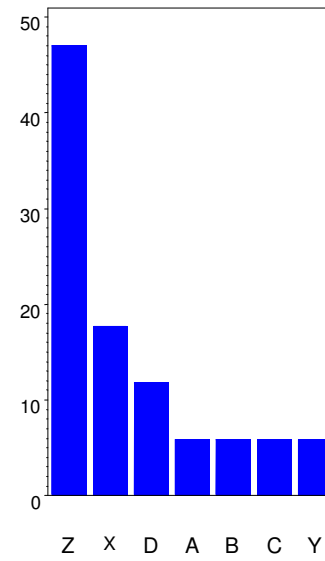
Specimen Location

Histogram of Lowest Avg Force Location

By Package

Adhesive=Perfecseal Package=PS8

Percent



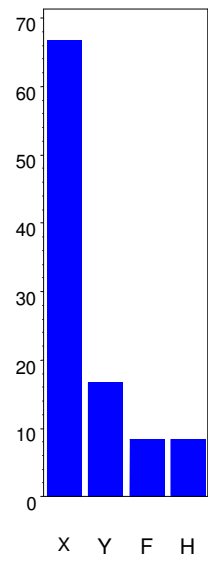
Specimen Location

Histogram of Lowest Avg Force Location

By Package

Adhesive=Amcor Package=PS9

Percent



Specimen Location