

APPENDIX A10

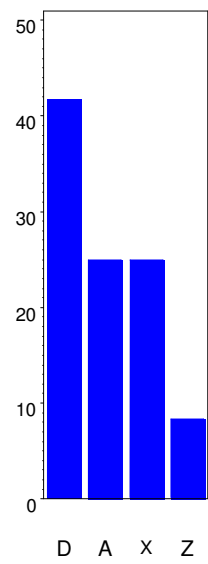
HISTOGRAMS OF LOWEST PEAK FORCE LOCATION BY PACKAGE AND ADHESIVE

Histogram of Lowest Peak Force Location

By Package

Adhesive=Amcor Package=PS1

Percent



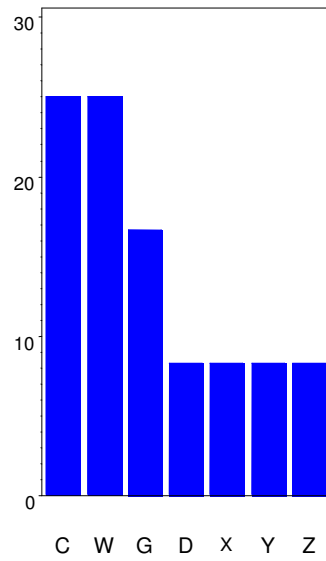
Specimen Location

Histogram of Lowest Peak Force Location

By Package

Adhesive=Amcor Package=PS2

Percent



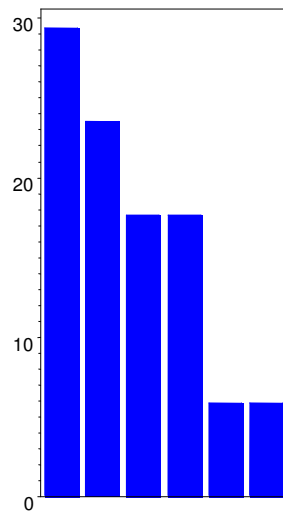
Specimen Location

Histogram of Lowest Peak Force Location

By Package

Adhesive=Amcor Package=PS3

Percent



HP E M Y X Z

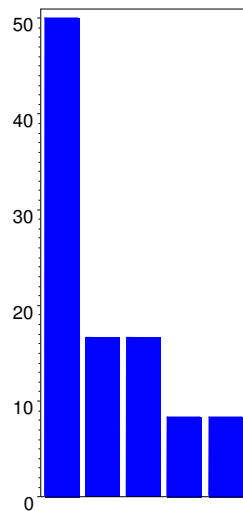
Specimen Location

Histogram of Lowest Peak Force Location

By Package

Adhesive=Amcor Package=PS4

Percent



YK J X A W

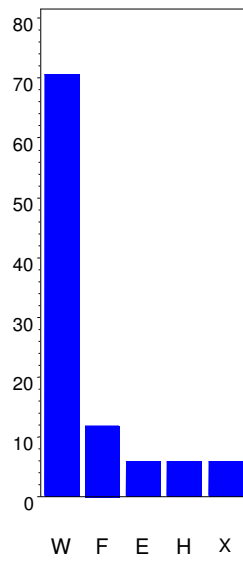
Specimen Location

Histogram of Lowest Peak Force Location

By Package

Adhesive=Amcor Package=PS5

Percent



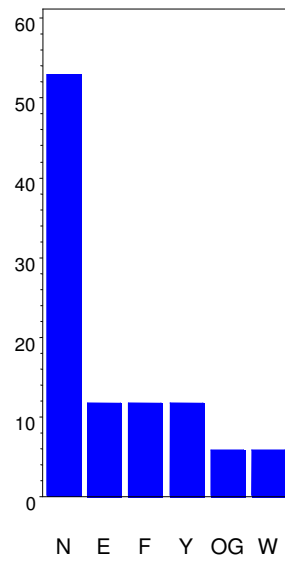
Specimen Location

Histogram of Lowest Peak Force Location

By Package

Adhesive=Amcor Package=PS6

Percent



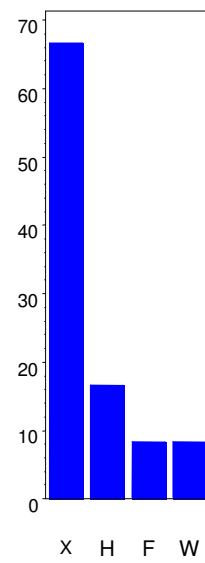
Specimen Location

Histogram of Lowest Peak Force Location

By Package

Adhesive=Amcor Package=PS7

Percent



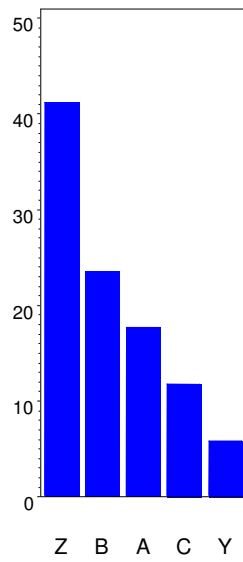
Specimen Location

Histogram of Lowest Peak Force Location

By Package

Adhesive=Amcor Package=PS8

Percent



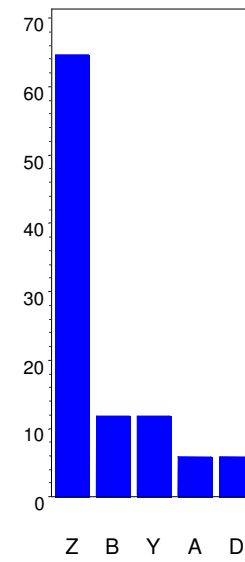
Specimen Location

Histogram of Lowest Peak Force Location

By Package

Adhesive=Perfecseal Package=PS8

Percent



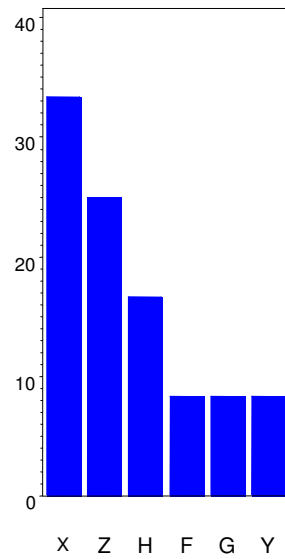
Specimen Location

Histogram of Lowest Peak Force Location

By Package

Adhesive=Amcor Package=PS9

Percent



Specimen Location