

Energy Saving Concept for 1,000 Buildings of the ‘Landeshauptstadt München’ (Capital City of Munich)

Oliver Baumann

President

Ebert & Baumann Consulting Engineers, Inc

Washington, DC, USA

Matthias Domke

Leader Consulting Group

Ebert-Ingenieure München(Consulting
Engineers)

Munich, Germany

Abstract: The Capital City of Munich spends more than 40 million Euros (~50 million US\$) annually for the supply of heat, electricity and water to its own buildings. This amount for energy consumption equals a production of carbon dioxide of approximately 110,000 tons per year. Due to the agreement to the „Bündnis zum Erhalt der Erdatmosphäre“ (alliance for the preservation of the earth’s atmosphere), the city is obliged to reduce its CO₂-emission by 30 % until 2005 (on the basis of the year 1987). The municipal buildings’ CO₂-emissions in conjunction with heating supply has been decreased by 20 % already from 1987 to 2000.

In a project unique of scale till now, 1,000 buildings – corresponding to about 50 % of the entire municipal building stock – have been examined closely and systematically within two years to identify potentials for energy savings.

The whole project has been subdivided methodically into three phases:

Phase 1 – Energy Benchmarking:

The objective was a preliminary energy evaluation of every single property, based on measured and billed energy consumption.

Phase 2 – Basic Concept:

The objective was the identification of measures to save heat, electricity, water, costs and emissions by means of on-site inspections and, subsequently, their qualitative description.

Phase 3 – Detailed Concept:

The objective was the quantitative determination of

energy savings and the necessary investments, what then led to a cost-benefit evaluation of every single measure.

The paper shows the methodology that was developed for a time efficient survey of such a large number of buildings, as well as the results of the project.

1. ENERGY BENCHMARKING

In the analyzed buildings more than 50 % of the annual overall costs were spent for heating, more than 30 % for electricity and almost 20 % for water/sewage. Particularly, the building types „schools with indoor pool“ and „grammar schools“ caused about a quarter of the annual overall costs, despite their relative small number of buildings.

In order to compare the collected consumption data with adequate and sufficient external data (external benchmarking), the German guideline VDI 3807-2 /4/, as well as an extensive research report about energy consumption in buildings (ages Ltd.) /3/ was used. The latter contains data of energy and water consumption for more than 11,000 buildings in Germany, compiled from information out of 119 sources with more than 26,000 single values of consumption.

Weather-adjusted specific values for heat consumption were below the nationwide average for the majority of properties and for most types of buildings. This confirms the success of efforts, that have already made by the Capital City of Munich,

towards an efficient use of energy in their own real estate /1/.

The precedent energy benchmarking supported purposive and efficient course of action in carrying out the subsequent project phases (see [Figure 1](#)).

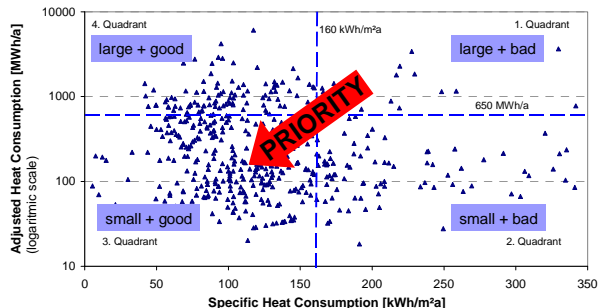


Fig.1 Absolute heat consumption [MWh/a] against specific heat consumption [kWh/m²a] for all analyzed properties.

Therefore those properties appearing as a triangle in the first quadrant, referred to as ‘large + bad’, should be examined with the highest priority. These buildings are assumed to reveal not only a high relative saving potential, but also – because of the high actual consumption at the same time – a high absolute saving potential. Less priority needs to be set on smaller and already ‘good’ buildings.

2. BASIC CONCEPT

Between May 2000 and December 2001 all kinds of technical systems and equipment, building envelopes and utilization have been identified and recorded on-site, in order to reveal saving potential for heat, electricity, and water. The proposals for measures have then been described and listed, photographically documented, and eventually provided with suggested priorities for realization.

In order to examine as many buildings as possible within a reasonable time and a justifiable effort, and then to implement the proposed measures efficiently, the main emphasis of the examination was put on saving measures showing payback periods of less than 10 years. Still, more than 3,000 single measures have been described.

The main focus was set on measures that require no investments (for example: adaptation of room temperature according to actual demand, correction of operation schedules, (re-)activation of nighttime set-back, adjustment of flow temperatures, examination of response times of ventilation installations, reduction of circulation time, pump operation with reduced power, etc.).

Focus was also set on the investigation of measures that require investment, as long as they pay back within the limit of 10 years. Typical measures hereunder are installation/modernization of thermostatic valves, improving lighting fixtures (e.g. motion detectors and brightness sensors, energy-saving bulbs), use of controlled pumps, insulation of fittings and pipes, water saving fixtures, improving fan efficiency, roof insulation, etc.

In addition, further advice was given for upcoming renovation measures that have been discovered during the on-site inspections, but without further specification (e.g. replacement of windows and doors, renovation of roofs, replacement of water heaters, etc.).

The multitude of measures developed for each property has been ordered into a standardized structure from the very beginning of the project. In this process, similar measures that were described for different properties were assigned to common generic terms. Out of this superordinate catalogue a list of measures was created for each examined property, which contained those measures that were expected to ensure to pay for themselves within 10 years. Each measure was assigned to a priority of implementation between 1 and 3 (with 1 being the highest priority). Furthermore, measures of renovation due to be dealt with in the long term were indicated briefly.

This methodology of categorizing measures facilitated the evaluation regarding different building types. Furthermore, the previously defined superordinate catalogue guaranteed a common standard for the identification and selection of saving measures. Additional reference to the particular object was given in form of verbal explanations and the photographic documentation, where extraordinary features of certain objects were explained (see

Measure 1 – 9). This clear assignment between a proposed measure and the regarding technical or structural component of a particular building is of decisive importance for the subsequent implementation of measures.

The on-site inspections have been carried out by teams of two, usually consisting of an experienced engineer and a graduate student. In order to get the maximum results in a minimum time, repeating work steps have been rationalized as far as possible by the use of previously prepared forms and check lists, suitable technical aid like digital camera, laptop, and voice recorder, as well as the standardized utilization of measuring instruments like thermometer, illuminance sensor, etc.



Measure 1: Insulation of the crawl roof space



Measure 2: Insulation of the floor slab against ambient air. Comfort problems in relevant rooms.



Measure 3: Adjustment of heating times to utilization: Switch off Sa + Su, postpone start of heating-up operation Mo – Fr from 2, 3 and 4 o'clock respectively to approx. 5 to 6 o'clock.



Measure 4: Pump operation on a trial basis with reduced power.



Measure 7 and 9: Ventilation installation computer room: Switch off ventilation completely if possible, windows are existing. (...) If fresh air operation necessary, stage 1 sufficient. Check ducts: supply air outlet barely perceptible, although air change of 3,600 m³/h is set.



Measure 8: Reduction of flow rate biology from present 2,800 m³/h to necessary personal air change.

3 – DETAILED CONCEPT

Based on the on-site inspections and the results of the energy benchmarking individual analyses for the municipal properties were developed. The resulting saving potential for the overall pool of 1,000 buildings is displayed in the diagrams of Figure2 and Figure , and summarized in Table1.

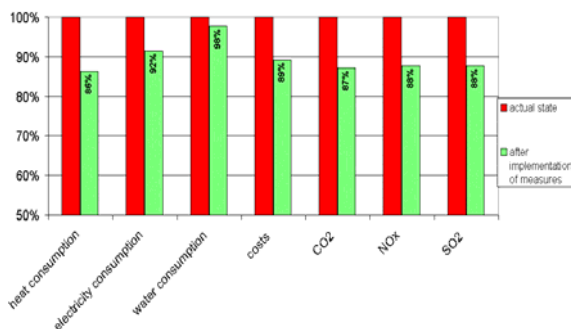


Fig.2 Comparison of actual state and future state after implementation of measures for the whole pool of buildings.

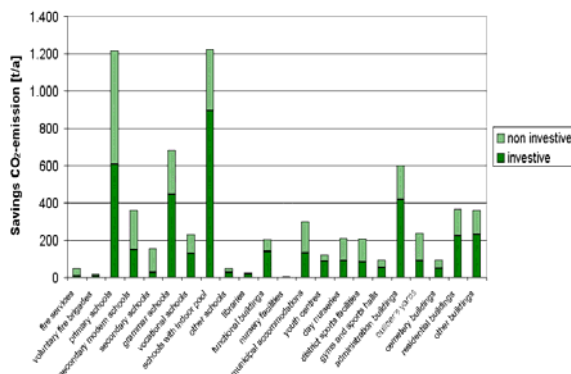


Fig.3 Absolute savings of carbon dioxide (CO₂).

When evaluating these results it has to be taken into account that only economic saving potentials with payback periods less than 10 years were considered for the determination of the overall potential. For the calculation of payback periods, an ‘environmental bonus’ of 60 % was taken into account. With this bonus, the client wanted to consider the economic benefit of energy saving measures that result from the reduction of environmental damage due to combustion of oil, gas and coal /2/. (The proposed measures for the thermal use of solar energy represent a special case. They have always been included regardless of their payback period against the background of the „Solarbeschluss“ (“solar resolution”) of the Capital City of Munich /5/ /6/.)

Tab.1 Absolute of savings, investments and mean payback period

Savings			
Heat		30.370 MWh/a	
Electricity		3.490 MWh/a	
Water		25.200 m ³ /a	
CO ₂ -emissions		6.810 t/a	
NO _x -emissions		5.030 kg/a	
SO ₂ -emissions		2.320 kg/a	
Costs		4,31 Mio. DM/a	2,20 Mio. €/a
of that:			
by non-investment measures		2,10 Mio. DM/a	1,07 Mio. €/a
by investment measures		2,21 Mio. DM/a	1,13 Mio. €/a
necessary investment for that		17,7 Mio. DM	9,0 Mio. €
mean payback period of entire package of measures			4,5 a

The saving potential determined and disclosed within this project is not equal to the overall saving potential of all possible and technically and economically reasonable measures. Additional saving potential could be realized considering following:

- Saving measures with payback periods of more than 10 years.
- Extended potentials of combined heat and power (CHP) by expansion of the district heating network as well as by deployment of decentralized cogeneration units.
- Coupling of saving measures and renovation measures that have to be carried out anyway

for the preservation of the structural substance and the systems engineering, respectively.

A change of fuel was not an object of investigation within this project, as an almost area-wide supply of natural gas or district heating was existing, already. Consequently, measures including for example the switch from coal firing to more low-emission and efficient fuel technologies are not to be effective in Munich.

With regard to the contribution to climate protection, specific costs of 89 €/t CO₂ arise for the avoidance of CO₂ referring to capital expenditure (with an approach of 15 years for the average lifespan of the deployed technical components). A broader consideration including achieved cost savings (within the framework of a full cost examination) leads to specific costs of -186 €/t CO₂ for avoided CO₂ emissions. Since the average payback period is much lower than the expected average lifespan of the deployed technical components, the reduction of the CO₂ emissions is facing no medium-term extra costs but actually credit.

4. PROJECT IMPLEMENTATION

The identified measures are about to be implemented by 2006 under directive of the Capital City of Munich. The energy saving concept led to a strategy of implementation that shows which measures are to be carried out by whom and in which chronological order. The basic idea of the concept of implementation was to bundle the approx. 3,000 proposed saving measures into groups to achieve an efficient and effective procedure for the implementation (see [Figure 4](#)).

In a general overview all saving measures identified in the basic concepts were arranged regarding groups of similar buildings as well as into categories of measures (no investment, low investment, investment). The resulting catalogue of measures can be used for future investigations of existing buildings (see [Figure 5](#)).

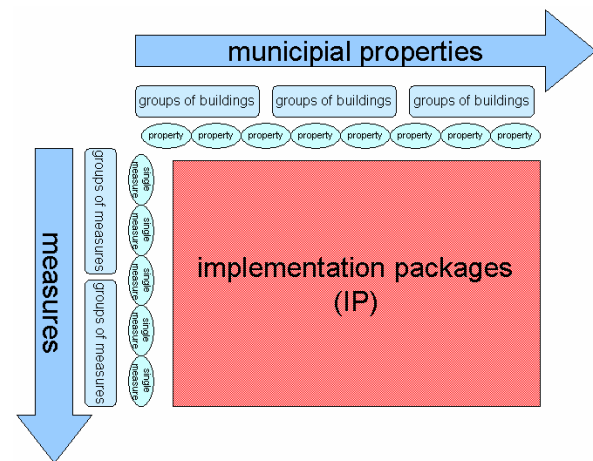


Fig.4: Formation of implementation packages subject to groups of properties and measures.

A remarkable result of this study was the considerable amount of saving potential that can be achieved by non-investment measures, only. This saving potential was pursued with the highest priority and has been realized consistently since fall 2000 by the municipal planning department (“Baureferat”).

Subsequently, the optimization during operation – independent from regular inspection, maintenance and repair – has been taken as a central task of the operation management within the technical facility management /7/ and was performed systematically and continuously by the regular operation personnel or additional specialized staff. This in

5. CONCLUSIONS

The measures identified within this project lead to a CO₂-reduction of 13%, allows an annual saving of resources and to climate protection in the Capital City's own real estate. (2) At the same time, it credits to the municipal budget of the City of Munich. (3) From the point of view of the users' departments the results of the project supported the aims of administrative reforms and budgeting. (4) The realization of the measures contributed essentially to reach the aim of CO₂-reduction of the Capital City of 30%, effective by 2005. (5) Last but not least, the project paid for itself with the implementation of 'quick-win' measures, only, within less than 10 months.

Also, a general methodology for large scale energy concepts was developed and used successfully in this project. Regardless of the type of building, utilization and persons involved in the project, it is suitable for large pools of buildings and features following benefits:

- ☑ Quick survey of large stocks of buildings
- ☑ Rapid collection and documentation of saving possibilities
- ☑ Determination of investments and saving potentials
- ☑ Identification of priorities for the implementation of measures

With this project, the Capital City of Munich made an essential contribution to the success of the Agenda 21, having as a motto „Think globally – act locally“.

cost saving of 2.2 million € and pays for itself within 4.5 years.

Furthermore, the project itself met and even surpassed all primary expectations: (1) It made a considerable and very economic contribution to the

REFERENCES

- [1] Energiemanagementbericht 2000; Capital City of Munich, Planning Department – Building Construction.
- [2] Besondere Anforderungen an städtische Hochbaumaßnahmen; hier: Energiesparendes Bauen; Resolution of the full assembly of the City Council on December 9, 1992 and November 22, 1995.
- [3] Energie- und Wasserverbrauchskennwerte in der Bundesrepublik Deutschland; Research Report 1999, ages Ltd., Münster, 2nd edition, July 2000 (<http://www.ages-gmbh.de>).
- [4] Energieverbrauchskennwerte für Gebäude, Heizenergie- und Stromverbrauchskennwerte; Richtlinie VDI 3807, Blatt 2, Verein Deutscher Ingenieure, June 1998 (<http://www.beuth.de>).
- [5] Erweitertes Klimaschutzprogramm der Landeshauptstadt München, Resolution of the full assembly of the City Council on July 21, 1999.
- [6] Solarbeschluss“, Resolution of the full assembly of the City Council on February 16, 2000.
- [7] Facility Management – Begriff, Struktur, Inhalte, Guideline GEFMA 100, German Facility Management Association, December 1996 (<http://www.gefma.de>).