



**University of
Zurich**^{UZH}

**Zurich Open Repository and
Archive**

University of Zurich
Main Library
Strickhofstrasse 39
CH-8057 Zurich
www.zora.uzh.ch

Year: 2014

Measurement of the Top-Quark Mass in the All-Hadronic Channel using the full CDF data set

CDF Collaboration; Canelli, M F; Kilminster, B; et al

Abstract: The top-quark mass M_{top} is measured using top quark-antiquark pairs produced in proton-antiproton collisions at a center-of-mass energy of 1.96 TeV and that decay into a fully hadronic final state. The full data set collected with the CDF II detector at the Fermilab Tevatron Collider, corresponding to an integrated luminosity of 9.3 fb⁻¹, is used. Events are selected that have six to eight jets, at least one of which is identified as having originated from a b quark. In addition, a multivariate algorithm, containing multiple kinematic variables as inputs, is used to discriminate signal events from background events due to QCD multijet production. Templates for the reconstructed top-quark mass are combined in a likelihood fit to measure M_{top} with a simultaneous calibration of the jet energy scale. A value of $M_{\text{top}} = 175.07 \pm 1.19(\text{stat}) - 1.58 + 1.55(\text{syst}) \text{ GeV}/c^2$ is obtained for the top-quark mass.

DOI: <https://doi.org/10.1103/PhysRevD.90.091101>

Posted at the Zurich Open Repository and Archive, University of Zurich

ZORA URL: <https://doi.org/10.5167/uzh-108071>

Journal Article

Accepted Version

Originally published at:

CDF Collaboration; Canelli, M F; Kilminster, B; et al (2014). Measurement of the Top-Quark Mass in the All-Hadronic Channel using the full CDF data set. *Physical Review D (Particles, Fields, Gravitation and Cosmology)*, 90:091101(R).

DOI: <https://doi.org/10.1103/PhysRevD.90.091101>

Measurement of the Top-Quark Mass in the All-Hadronic Channel using the full CDF data set

T. Aaltonen,²¹ S. Amerio^{jj, 39} D. Amidei,³¹ A. Anastassov^{v, 15} A. Annovi,¹⁷ J. Antos,¹² G. Apollinari,¹⁵ J.A. Appel,¹⁵ T. Arisawa,⁵² A. Artikov,¹³ J. Asaadi,⁴⁷ W. Ashmanskas,¹⁵ B. Auerbach,² A. Aurisano,⁴⁷ F. Azfar,³⁸ W. Badgett,¹⁵ T. Bae,²⁵ A. Barbaro-Galtieri,²⁶ V.E. Barnes,⁴³ B.A. Barnett,²³ P. Barria^{ll, 41} P. Bartos,¹² M. Baucus^{jj, 39} F. Bedeschi,⁴¹ S. Behari,¹⁵ G. Bellettini^{kk, 41} J. Bellinger,⁵⁴ D. Benjamin,¹⁴ A. Beretvas,¹⁵ A. Bhatti,⁴⁵ K.R. Bland,⁵ B. Blumenfeld,²³ A. Bocci,¹⁴ A. Bodek,⁴⁴ D. Bortoletto,⁴³ J. Boudreau,⁴² A. Boveia,¹¹ L. Brigliadori^{ii, 6} C. Bromberg,³² E. Brucken,²¹ J. Budagov,¹³ H.S. Budd,⁴⁴ K. Burkett,¹⁵ G. Busetto^{jj, 39} P. Bussey,¹⁹ P. Butti^{kk, 41} A. Buzatu,¹⁹ A. Calamba,¹⁰ S. Camarda,⁴ M. Campanelli,²⁸ F. Canelli^{cc, 11} B. Carls,²² D. Carlsmith,⁵⁴ R. Carosi,⁴¹ S. Carrillo^{l, 16} B. Casal^{j, 9} M. Casarsa,⁴⁸ A. Castro^{ii, 6} P. Catastini,²⁰ D. Cauz^{qrrr, 48} V. Cavaliere,²² A. Cerri^{e, 26} L. Cerrito^{q, 28} Y.C. Chen,¹ M. Chertok,⁷ G. Chiarelli,⁴¹ G. Chlachidze,¹⁵ K. Cho,²⁵ D. Chokheli,¹³ A. Clark,¹⁸ C. Clarke,⁵³ M.E. Convery,¹⁵ J. Conway,⁷ M. Corbo^{y, 15} M. Cordelli,¹⁷ C.A. Cox,⁷ D.J. Cox,⁷ M. Cremonesi,⁴¹ D. Cruz,⁴⁷ J. Cuevas^{x, 9} R. Culbertson,¹⁵ N. d'Ascenzo^{u, 15} M. Datta^{ff, 15} P. de Barbaro,⁴⁴ L. Demortier,⁴⁵ M. Deninno,⁶ M. D'Errico^{jj, 39} F. Devoto,²¹ A. Di Canto^{kk, 41} B. Di Ruzza^{p, 15} J.R. Dittmann,⁵ S. Donati^{kk, 41} M. D'Onofrio,²⁷ M. Dorigo^{ss, 48} A. Driutti^{qrrr, 48} K. Ebina,⁵² R. Edgar,³¹ A. Elagin,⁴⁷ R. Erbacher,⁷ S. Errede,²² B. Esham,²² S. Farrington,³⁸ J.P. Fernández Ramos,²⁹ R. Field,¹⁶ G. Flanagan^{s, 15} R. Forrest,⁷ M. Franklin,²⁰ J.C. Freeman,¹⁵ H. Frisch,¹¹ Y. Funakoshi,⁵² C. Galloni^{kk, 41} A.F. Garfinkel,⁴³ P. Garosi^{ll, 41} H. Gerberich,²² E. Gerchtein,¹⁵ S. Giagu,⁴⁶ V. Giakoumopoulou,³ K. Gibson,⁴² C.M. Ginsburg,¹⁵ N. Giokaris,³ P. Giromini,¹⁷ V. Glagolev,¹³ D. Glenzinski,¹⁵ M. Gold,³⁴ D. Goldin,⁴⁷ A. Golossanov,¹⁵ G. Gomez,⁹ G. Gomez-Ceballos,³⁰ M. Goncharov,³⁰ O. González López,²⁹ I. Gorelov,³⁴ A.T. Goshaw,¹⁴ K. Goulianos,⁴⁵ E. Gramellini,⁶ C. Grosso-Pilcher,¹¹ R.C. Group,^{51, 15} J. Guimaraes da Costa,²⁰ S.R. Hahn,¹⁵ J.Y. Han,⁴⁴ F. Happacher,¹⁷ K. Hara,⁴⁹ M. Hare,⁵⁰ R.F. Harr,⁵³ T. Harrington-Taber^{m, 15} K. Hatakeyama,⁵ C. Hays,³⁸ J. Heinrich,⁴⁰ M. Herndon,⁵⁴ A. Hocker,¹⁵ Z. Hong,⁴⁷ W. Hopkins^{f, 15} S. Hou,¹ R.E. Hughes,³⁵ U. Husemann,⁵⁵ M. Hussein^{aa, 32} J. Huston,³² G. Introzzi^{nmoo, 41} M. Iori^{pp, 46} A. Ivanov^{o, 7} E. James,¹⁵ D. Jang,¹⁰ B. Jayatilaka,¹⁵ E.J. Jeon,²⁵ S. Jindariani,¹⁵ M. Jones,⁴³ K.K. Joo,²⁵ S.Y. Jun,¹⁰ T.R. Junk,¹⁵ M. Kambeitz,²⁴ T. Kamon,^{25, 47} P.E. Karchin,⁵³ A. Kasmi,⁵ Y. Kato^{n, 37} W. Ketchum^{gg, 11} J. Keung,⁴⁰ B. Kilminster^{cc, 15} D.H. Kim,²⁵ H.S. Kim,²⁵ J.E. Kim,²⁵ M.J. Kim,¹⁷ S.H. Kim,⁴⁹ S.B. Kim,²⁵ Y.J. Kim,²⁵ Y.K. Kim,¹¹ N. Kimura,⁵² M. Kirby,¹⁵ K. Knoepfel,¹⁵ K. Kondo,^{52, *} D.J. Kong,²⁵ J. Konigsberg,¹⁶ A.V. Kotwal,¹⁴ M. Kreps,²⁴ J. Kroll,⁴⁰ M. Kruse,¹⁴ T. Kuhr,²⁴ M. Kurata,⁴⁹ A.T. Laasanen,⁴³ S. Lammel,¹⁵ M. Lancaster,²⁸ K. Lannon^{w, 35} G. Latino^{ll, 41} H.S. Lee,²⁵ J.S. Lee,²⁵ S. Leo,⁴¹ S. Leone,⁴¹ J.D. Lewis,¹⁵ A. Limosani^{r, 14} E. Lipeles,⁴⁰ A. Lister^{a, 18} H. Liu,⁵¹ Q. Liu,⁴³ T. Liu,¹⁵ S. Lockwitz,⁵⁵ A. Loginov,⁵⁵ D. Lucchesi^{jj, 39} A. Lucà,¹⁷ J. Lueck,²⁴ P. Lujan,²⁶ P. Lukens,¹⁵ G. Lungu,⁴⁵ J. Lys,²⁶ R. Lysak^{d, 12} R. Madrak,¹⁵ P. Maestro^{ll, 41} S. Malik,⁴⁵ G. Manca^{b, 27} A. Manousakis-Katsikakis,³ L. Marchese^{hh, 6} F. Margaroli,⁴⁶ P. Marino^{mm, 41} K. Matera,²² M.E. Mattson,⁵³ A. Mazzacane,¹⁵ P. Mazzanti,⁶ R. McNulty^{i, 27} A. Mehta,²⁷ P. Mehtala,²¹ C. Mesropian,⁴⁵ T. Miao,¹⁵ D. Mietlicki,³¹ A. Mitra,¹ H. Miyake,⁴⁹ S. Moed,¹⁵ N. Moggi,⁶ C.S. Moon^{y, 15} R. Moore^{ddee, 15} M.J. Morello^{mm, 41} A. Mukherjee,¹⁵ Th. Muller,²⁴ P. Murat,¹⁵ M. Mussini^{ii, 6} J. Nachtman^{m, 15} Y. Nagai,⁴⁹ J. Naganoma,⁵² I. Nakano,³⁶ A. Napier,⁵⁰ J. Nett,⁴⁷ C. Neu,⁵¹ T. Nigmanov,⁴² L. Nodulman,² S.Y. Noh,²⁵ O. Norniella,²² L. Oakes,³⁸ S.H. Oh,¹⁴ Y.D. Oh,²⁵ I. Oksuzian,⁵¹ T. Okusawa,³⁷ R. Orava,²¹ L. Ortolan,⁴ C. Pagliarone,⁴⁸ E. Palencia^{e, 9} P. Palmi,³⁴ V. Papadimitriou,¹⁵ W. Parker,⁵⁴ G. Pauletta^{qrrr, 48} M. Paulini,¹⁰ C. Paus,³⁰ T.J. Phillips,¹⁴ E. Pianori,⁴⁰ J. Pilot,⁷ K. Pitts,²² C. Plager,⁸ L. Pondrom,⁵⁴ S. Poprocki^{f, 15} K. Potamianos,²⁶ A. Pranko,²⁶ F. Prokoshin^{z, 13} F. Ptohos^{g, 17} G. Punzi^{kk, 41} I. Redondo Fernández,²⁹ P. Renton,³⁸ M. Rescigno,⁴⁶ F. Rimondi,^{6, *} L. Ristori,^{41, 15} A. Robson,¹⁹ T. Rodriguez,⁴⁰ S. Rolli^{h, 50} M. Ronzani^{kk, 41} R. Roser,¹⁵ J.L. Rosner,¹¹ F. Ruffini^{ll, 41} A. Ruiz,⁹ J. Russ,¹⁰ V. Rusu,¹⁵ W.K. Sakumoto,⁴⁴ Y. Sakurai,⁵² L. Santi^{qrrr, 48} K. Sato,⁴⁹ V. Saveliev^{u, 15} A. Savoy-Navarro^{y, 15} P. Schlabach,¹⁵ E.E. Schmidt,¹⁵ T. Schwarz,³¹ L. Scodellaro,⁹ F. Scuri,⁴¹ S. Seidel,³⁴ Y. Seiya,³⁷ A. Semenov,¹³ F. Sforza^{kk, 41} S.Z. Shalhout,⁷ T. Shears,²⁷ P.F. Shepard,⁴² M. Shimojima^{t, 49} M. Shochet,¹¹ I. Shreyber-Tecker,³³ A. Simonenko,¹³ K. Sliwa,⁵⁰ J.R. Smith,⁷ F.D. Snider,¹⁵ H. Song,⁴² V. Sorin,⁴ R. St. Denis,^{19, *} M. Stancari,¹⁵ D. Stentz^{v, 15} J. Strologas,³⁴ Y. Sudo,⁴⁹ A. Sukhanov,¹⁵ I. Suslov,¹³ K. Takemasa,⁴⁹ Y. Takeuchi,⁴⁹ J. Tang,¹¹ M. Tecchio,³¹ P.K. Teng,¹ J. Thom^{f, 15} E. Thomson,⁴⁰ V. Thukral,⁴⁷ D. Toback,⁴⁷ S. Tokar,¹² K. Tollefson,³² T. Tomura,⁴⁹ D. Tonelli^{e, 15} S. Torre,¹⁷ D. Torretta,¹⁵ P. Totaro,³⁹ M. Trovato^{mm, 41} F. Ukegawa,⁴⁹ S. Uozumi,²⁵ F. Vázquez^{l, 16} G. Velev,¹⁵ C. Vellidis,¹⁵ C. Vernieri^{mm, 41} M. Vidal,⁴³ R. Vilar,⁹ J. Vizán^{bb, 9} M. Vogel,³⁴ G. Volpi,¹⁷ P. Wagner,⁴⁰ R. Wallny^{j, 15} S.M. Wang,¹ D. Waters,²⁸

W.C. Wester III,¹⁵ D. Whiteson^c,⁴⁰ A.B. Wicklund,² S. Wilbur,⁷ H.H. Williams,⁴⁰ J.S. Wilson,³¹ P. Wilson,¹⁵
 B.L. Winer,³⁵ P. Wittich^f,¹⁵ S. Wolbers,¹⁵ H. Wolfe,³⁵ T. Wright,³¹ X. Wu,¹⁸ Z. Wu,⁵ K. Yamamoto,³⁷
 D. Yamato,³⁷ T. Yang,¹⁵ U.K. Yang,²⁵ Y.C. Yang,²⁵ W.-M. Yao,²⁶ G.P. Yeh,¹⁵ K. Yi^m,¹⁵ J. Yoh,¹⁵
 K. Yorita,⁵² T. Yoshida^k,³⁷ G.B. Yu,¹⁴ I. Yu,²⁵ A.M. Zanetti,⁴⁸ Y. Zeng,¹⁴ C. Zhou,¹⁴ and S. Zucchelliⁱⁱ⁶
 (CDF Collaboration)[†]

¹*Institute of Physics, Academia Sinica, Taipei, Taiwan 11529, Republic of China*

²*Argonne National Laboratory, Argonne, Illinois 60439, USA*

³*University of Athens, 157 71 Athens, Greece*

⁴*Institut de Fisica d'Altes Energies, ICREA, Universitat Autònoma de Barcelona, E-08193, Bellaterra (Barcelona), Spain*

⁵*Baylor University, Waco, Texas 76798, USA*

⁶*Istituto Nazionale di Fisica Nucleare Bologna,*

ⁱⁱ*University of Bologna, I-40127 Bologna, Italy*

⁷*University of California, Davis, Davis, California 95616, USA*

⁸*University of California, Los Angeles, Los Angeles, California 90024, USA*

⁹*Instituto de Fisica de Cantabria, CSIC-University of Cantabria, 39005 Santander, Spain*

¹⁰*Carnegie Mellon University, Pittsburgh, Pennsylvania 15213, USA*

¹¹*Enrico Fermi Institute, University of Chicago, Chicago, Illinois 60637, USA*

¹²*Comenius University, 842 48 Bratislava, Slovakia; Institute of Experimental Physics, 040 01 Kosice, Slovakia*

¹³*Joint Institute for Nuclear Research, RU-141980 Dubna, Russia*

¹⁴*Duke University, Durham, North Carolina 27708, USA*

¹⁵*Fermi National Accelerator Laboratory, Batavia, Illinois 60510, USA*

¹⁶*University of Florida, Gainesville, Florida 32611, USA*

¹⁷*Laboratori Nazionali di Frascati, Istituto Nazionale di Fisica Nucleare, I-00044 Frascati, Italy*

¹⁸*University of Geneva, CH-1211 Geneva 4, Switzerland*

¹⁹*Glasgow University, Glasgow G12 8QQ, United Kingdom*

²⁰*Harvard University, Cambridge, Massachusetts 02138, USA*

²¹*Division of High Energy Physics, Department of Physics, University of Helsinki,*

FIN-00014, Helsinki, Finland; Helsinki Institute of Physics, FIN-00014, Helsinki, Finland

²²*University of Illinois, Urbana, Illinois 61801, USA*

²³*The Johns Hopkins University, Baltimore, Maryland 21218, USA*

²⁴*Institut für Experimentelle Kernphysik, Karlsruhe Institute of Technology, D-76131 Karlsruhe, Germany*

²⁵*Center for High Energy Physics: Kyungpook National University,*

Daegu 702-701, Korea; Seoul National University, Seoul 151-742,

Korea; Sungkyunkwan University, Suwon 440-746,

Korea; Korea Institute of Science and Technology Information,

Daejeon 305-806, Korea; Chonnam National University,

Gwangju 500-757, Korea; Chonbuk National University, Jeonju 561-756,

Korea; Ewha Womans University, Seoul, 120-750, Korea

²⁶*Ernest Orlando Lawrence Berkeley National Laboratory, Berkeley, California 94720, USA*

²⁷*University of Liverpool, Liverpool L69 7ZE, United Kingdom*

²⁸*University College London, London WC1E 6BT, United Kingdom*

²⁹*Centro de Investigaciones Energéticas Medioambientales y Tecnológicas, E-28040 Madrid, Spain*

³⁰*Massachusetts Institute of Technology, Cambridge, Massachusetts 02139, USA*

³¹*University of Michigan, Ann Arbor, Michigan 48109, USA*

³²*Michigan State University, East Lansing, Michigan 48824, USA*

³³*Institution for Theoretical and Experimental Physics, ITEP, Moscow 117259, Russia*

³⁴*University of New Mexico, Albuquerque, New Mexico 87131, USA*

³⁵*The Ohio State University, Columbus, Ohio 43210, USA*

³⁶*Okayama University, Okayama 700-8530, Japan*

³⁷*Osaka City University, Osaka 558-8585, Japan*

³⁸*University of Oxford, Oxford OX1 3RH, United Kingdom*

³⁹*Istituto Nazionale di Fisica Nucleare, Sezione di Padova,*

^{jj}*University of Padova, I-35131 Padova, Italy*

⁴⁰*University of Pennsylvania, Philadelphia, Pennsylvania 19104, USA*

⁴¹*Istituto Nazionale di Fisica Nucleare Pisa, ^{kk} University of Pisa,*

^{ll}*University of Siena, ^{mm} Scuola Normale Superiore,*

I-56127 Pisa, Italy, ⁿⁿ INFN Pavia, I-27100 Pavia,

Italy, ^{oo} University of Pavia, I-27100 Pavia, Italy

⁴²*University of Pittsburgh, Pittsburgh, Pennsylvania 15260, USA*

⁴³*Purdue University, West Lafayette, Indiana 47907, USA*

⁴⁴*University of Rochester, Rochester, New York 14627, USA*

⁴⁵*The Rockefeller University, New York, New York 10065, USA*

⁴⁶*Istituto Nazionale di Fisica Nucleare, Sezione di Roma 1,*

^{pp}*Sapienza Università di Roma, I-00185 Roma, Italy*

⁴⁷*Mitchell Institute for Fundamental Physics and Astronomy,
Texas A&M University, College Station, Texas 77843, USA*
⁴⁸*Istituto Nazionale di Fisica Nucleare Trieste,
⁴⁹Gruppo Collegato di Udine, ^{rr}University of Udine,
I-33100 Udine, Italy, ^{ss}University of Trieste, I-34127 Trieste, Italy*
⁴⁹*University of Tsukuba, Tsukuba, Ibaraki 305, Japan*
⁵⁰*Tufts University, Medford, Massachusetts 02155, USA*
⁵¹*University of Virginia, Charlottesville, Virginia 22906, USA*
⁵²*Waseda University, Tokyo 169, Japan*
⁵³*Wayne State University, Detroit, Michigan 48201, USA*
⁵⁴*University of Wisconsin, Madison, Wisconsin 53706, USA*
⁵⁵*Yale University, New Haven, Connecticut 06520, USA*

The top-quark mass M_{top} is measured using top quark-antiquark pairs produced in proton-antiproton collisions at a center-of-mass energy of 1.96 TeV and decaying into a fully hadronic final state. The full data set collected with the CDF II detector at the Fermilab Tevatron Collider, corresponding to an integrated luminosity of 9.3 fb^{-1} , is used. Events are selected that have six to eight jets, at least one of which is identified as having originated from a b quark. In addition, a multivariate algorithm, containing multiple kinematic variables as inputs, is used to discriminate signal events from background events due to QCD multijet production. Templates for the reconstructed top-quark mass are combined in a likelihood fit to measure M_{top} with a simultaneous calibration of the jet-energy scale. A value of $M_{\text{top}} = 175.07 \pm 1.19 \text{ (stat)} \begin{smallmatrix} +1.55 \\ -1.58 \end{smallmatrix} \text{ (syst)} \text{ GeV}/c^2$ is obtained for the top-quark mass.

PACS numbers: 14.65.Ha, 13.85.Ni, 13.85.Qk

The mass of the top quark, M_{top} , is a fundamental parameter of the standard model (SM). Furthermore, the measured value of M_{top} is comparable to

the mass scale of electroweak-symmetry breaking, suggesting that the top quark may play a special role in this phenomenon, either in the SM or in new physics processes beyond the SM [1, 2]. After the Higgs-boson discovery by the ATLAS and CMS experiments [3, 4], precise measurements of M_{top} are critical inputs to global electroweak fits that assess the self-consistency of the SM [5], and are crucial for determining the stability of the vacuum [6].

In $p\bar{p}$ collisions at 1.96 TeV center-of-mass energy top quarks are produced predominantly in pairs ($t\bar{t}$), with each top quark decaying into a W boson and a bottom quark with a probability of nearly 100% [7]. For this analysis candidate events are selected in which both W bosons decay to a quark-antiquark pair ($t\bar{t} \rightarrow W^+bW^-\bar{b} \rightarrow q_1\bar{q}_2bq_3\bar{q}_4\bar{b}$). This final state, the all-hadronic channel, comprises 46% of all $t\bar{t}$ final states, which is larger than the probabilities of all other individual $t\bar{t}$ decay channels. However, it suffers from large multijet background due to quantum chromodynamics (QCD) production, which exceeds $t\bar{t}$ production by three orders of magnitude. The principal advantage of this analysis channel, though, is that a full kinematic reconstruction of the $t\bar{t}$ state is possible as there are no undetected particles. In this paper, we present a measurement of the top-quark mass using the full data set collected by the CDF experiment in 2002-2011, with the same event selection as in Ref. [8]. Apart from the nearly two-fold increase in integrated luminosity, additional improvements come from the use of a new Monte Carlo generator. The simulated samples used for the $t\bar{t}$ signal are now produced by POWHEG [9], a next-to-leading-order generator in the strong-interaction coupling interfaced with PYTHIA [10] for parton shower evolution

*Deceased

[†]With visitors from ^aUniversity of British Columbia, Vancouver, BC V6T 1Z1, Canada, ^bIstituto Nazionale di Fisica Nucleare, Sezione di Cagliari, 09042 Monserrato (Cagliari), Italy, ^cUniversity of California Irvine, Irvine, CA 92697, USA, ^dInstitute of Physics, Academy of Sciences of the Czech Republic, 182 21, Czech Republic, ^eCERN, CH-1211 Geneva, Switzerland, ^fCornell University, Ithaca, NY 14853, USA, ^gUniversity of Cyprus, Nicosia CY-1678, Cyprus, ^hOffice of Science, U.S. Department of Energy, Washington, DC 20585, USA, ⁱUniversity College Dublin, Dublin 4, Ireland, ^jETH, 8092 Zürich, Switzerland, ^kUniversity of Fukui, Fukui City, Fukui Prefecture, Japan 910-0017, ^lUniversidad Iberoamericana, Lomas de Santa Fe, México, C.P. 01219, Distrito Federal, ^mUniversity of Iowa, Iowa City, IA 52242, USA, ⁿKinki University, Higashi-Osaka City, Japan 577-8502, ^oKansas State University, Manhattan, KS 66506, USA, ^pBrookhaven National Laboratory, Upton, NY 11973, USA, ^qQueen Mary, University of London, London, E1 4NS, United Kingdom, ^rUniversity of Melbourne, Victoria 3010, Australia, ^sMuons, Inc., Batavia, IL 60510, USA, ^tNagasaki Institute of Applied Science, Nagasaki 851-0193, Japan, ^uNational Research Nuclear University, Moscow 115409, Russia, ^vNorthwestern University, Evanston, IL 60208, USA, ^wUniversity of Notre Dame, Notre Dame, IN 46556, USA, ^xUniversidad de Oviedo, E-33007 Oviedo, Spain, ^yCNRS-IN2P3, Paris, F-75205 France, ^zUniversidad Tecnica Federico Santa Maria, 110v Valparaiso, Chile, ^{aa}The University of Jordan, Amman 11942, Jordan, ^{bb}Universite catholique de Louvain, 1348 Louvain-La-Neuve, Belgium, ^{cc}University of Zürich, 8006 Zürich, Switzerland, ^{dd}Massachusetts General Hospital, Boston, MA 02114 USA, ^{ee}Harvard Medical School, Boston, MA 02114 USA, ^{ff}Hampton University, Hampton, VA 23668, USA, ^{gg}Los Alamos National Laboratory, Los Alamos, NM 87544, USA, ^{hh}Università degli Studi di Napoli Federico I, I-80138 Napoli, Italy

and hadronization.

The CDF II detector consists of high-precision tracking systems for vertex and charged-particle track reconstruction, surrounded by electromagnetic and hadronic calorimeters for energy measurement. Muon subsystems are located outside the calorimeter for muon detection. A detailed description can be found in Ref. [11]. The data correspond to the full integrated luminosity of 9.3 fb^{-1} . Events are selected with a multijet trigger [12], and retained only if they have no well-identified energetic electron or muon. A jet is identified as a cluster of calorimeter energies contained within a cone of radius $\Delta R \equiv \sqrt{(\Delta\eta)^2 + (\Delta\phi)^2} = 0.4$, where $\Delta\eta$ and $\Delta\phi$ are the distances in pseudorapidity [13] and azimuthal angle between a tower center and the cluster axis. Jet energies are corrected for a number of effects that bias their measurement [14].

A total of about 11.4×10^6 events are selected in data having six to eight jets, each with a transverse energy of at least 15 GeV and satisfying a pseudorapidity requirement of $|\eta| \leq 2.0$. Events with neutrinos in the final state are suppressed by the requirement that the missing transverse energy \cancel{E}_T [13] is small with respect to its resolution, and satisfies $\cancel{E}_T / \sqrt{\sum E_T} < 3 \text{ GeV}^{\frac{1}{2}}$, where $\sum E_T$ is the sum of the transverse energy of all jets. Of these events, less than 16 000 are expected to originate from $t\bar{t}$ signal. The signal purity is improved through an artificial neural network, which takes as input a set of kinematic and jet-shape variables [12]. The neural network is trained using simulated $t\bar{t}$ events for the signal and the selected candidate events for the multijet background, since the fraction of $t\bar{t}$ events in the candidate sample is still negligible (on the order of 1/700). The value of the output node N_{out} is used as a discriminant between signal and background. An additional enhancement of the signal purity comes from the application of a b -tagging algorithm. This analysis uses the SECVTX algorithm [15] to identify (“tag”) jets that most likely originate from the fragmentation of a b quark, requiring the presence of particle trajectories (tracks) forming reconstructable vertices significantly displaced from the vertex of the $p\bar{p}$ collision. These vertices need to be found inside the jet cone, and jet energy corrections specific to b -jets are applied to tagged jets. Only events with one, two, or three tagged jets are kept, excluding larger multiplicities to reduce the possible assignments of jets to partons in the event reconstruction. When three b -tagged jets are present, the three possible assignments with two b -tagged jets and one light-flavor jet are considered.

The dominant backgrounds to the all-hadronic final state comes from the QCD production of heavy-quark pairs ($b\bar{b}$ and $c\bar{c}$) and from events with incorrectly tagged jets associated with light quarks or gluons. Given the large theoretical uncertainties on the QCD multijet production cross section, it is preferable to infer the background from the data directly. The “tag rate” is defined as the probability of tag-

ging a jet, parametrized in terms of jet E_T , number of tracks contained in the jet cone, and the number of reconstructed primary vertices in the event. This tag rate is obtained in a background-rich control sample with five jets and is used to estimate the probability that a candidate event from background contains a given number of tagged jets. Before the b -tagging requirement is imposed, a probability is calculated for each data event that one, two, or three jets could be tagged as b -jets. The sum of these probabilities over all pretagged data events represents the background prediction for the given tag category. Correction factors are introduced to take into account correlations among jets due to the presence of multiple b quarks in the same event. The procedure, described in detail in Ref. [12], allows the prediction of the expected amount of background in the selected samples as well as the distributions of specific measured variables, as discussed later.

The top-quark mass is measured using a “template method” [16], while simultaneously (*in situ*) calibrating the jet-energy scale (JES) to reduce the associated systematic uncertainty. Reference distributions (“templates”) are derived for the signal from variables sensitive to the true values of M_{top} and JES. The chosen templates correspond to the top-quark mass m_t^{rec} and the W -boson mass m_W^{rec} , obtained from a kinematical reconstruction of the final state. The JES is a multiplicative factor that, applied to the raw energy of a reconstructed jet, returns a corrected energy that is designed to give the best estimate of the energy of the associated parton. The uncertainty on the JES value to be applied in simulated events results in a large uncertainty on the measurements of M_{top} . A maximum likelihood fit is then performed to find the M_{top} and JES values that best match the distributions observed in the data.

In this analysis the applied JES is expressed as a function of the dimensionless parameter Δ_{JES} , which measures the shift $\Delta_{\text{JES}} \cdot \sigma_c$ with respect the CDF default value. The latter is based on a combination of instrumental calibration and analysis of data control samples [14], and σ_c represents here its uncertainty.

For each selected event, mass combinations are generated [12] assigning in turn each one of the six highest- E_T jets to one of the final-state six quarks. Then, for each combination, two triplets of jets are associated with the two top quarks, each triplet including a pair of jets (corresponding to the W boson) and a b -tagged jet. The number of possible combinations is reduced by assigning b -tagged jets to b quarks only, resulting in 30, 6, or 18 permutations for events with one, two, or three tagged jets, respectively.

For each combination, a value of m_t^{rec} is obtained through a constrained fit based on the minimization

of a χ^2 -like function defined as:

$$\chi_t^2 = \frac{(m_{jj}^{(1)} - M_W)^2 c^4}{\Gamma_W^2} + \frac{(m_{jj}^{(2)} - M_W)^2 c^4}{\Gamma_W^2} + \frac{(m_{jjb}^{(1)} - m_t^{\text{rec}})^2 c^4}{\Gamma_t^2} + \frac{(m_{jjb}^{(2)} - m_t^{\text{rec}})^2 c^4}{\Gamma_t^2} + \sum_{i=1}^6 \frac{(p_{T,i}^{\text{fit}} - p_{T,i}^{\text{meas}})^2}{\sigma_i^2}$$

where $m_{jj}^{(1,2)}$ represent the invariant masses of the two pairs of jets assigned to light-flavor quarks, while $m_{jjb}^{(1,2)}$ represent the invariant masses of the triplets including one light-flavor pair and one jet assigned to a b quark. The quantities $M_W = 80.4 \text{ GeV}/c^2$ and $\Gamma_W = 2.1 \text{ GeV}$ are the known measured mass and width of the W boson [7], while $\Gamma_t = 1.5 \text{ GeV}$ is the estimated natural width of the top quark [17]. In the fit, the transverse momenta of the jets $p_{T,i}^{\text{fit}}$ are constrained to their measured values $p_{T,i}^{\text{meas}}$ within their known resolutions σ_i . Among all combinations, the one that gives the lowest value for the minimized χ_t^2 is selected along with the value of m_t^{rec} determined by the fit. An additional fit is introduced for the reconstruction of m_W^{rec} , by defining a specific χ^2 function, χ_W^2 , where the known W -boson mass is replaced by m_W^{rec} and left free to vary. Independent distributions for events with exactly one or with two or three tags are built from the m_t^{rec} and m_W^{rec} values.

Signal templates are formed using simulated events with top-quark masses ranging from 167.5 to 177.5 GeV/c^2 , in steps of 1.0 GeV/c^2 , and with Δ_{JES} between -2 and $+2$, in steps of 0.5. Background templates are obtained applying the fitting technique to the events passing the neural-network selection, but before the b -tagging requirement (“pretag” sample) [12]. The distributions are formed assigning to each value of m_t^{rec} and m_W^{rec} a weight that is given by the probability of the event to be from background and to contain tagged jets, as evaluated from the jet tag rates. The signal presence in the pretag sample is accounted for.

At this stage, two requirements are imposed on the events: $N_{\text{out}} \geq 0.97$ (0.94) and $\chi_W^2 \leq 2$ (3) for 1 (≥ 2) tag events. The events that survive these selection criteria comprise the S_{JES} sample, which is used primarily to constrain the statistical uncertainty on the Δ_{JES} measurement. A subset of the S_{JES} sample ($S_{M_{\text{top}}}$) is obtained by additionally requiring $\chi_t^2 \leq 3$ (4) for 1 (≥ 2) tag events; the $S_{M_{\text{top}}}$ sample is the primary set of events used to extract the top-quark mass. The N_{out} , χ_W^2 , χ_t^2 thresholds have been optimized to minimize the statistical uncertainty on the M_{top} measurement based on simulations. The corresponding signal and background events are then used to populate the m_W^{rec} and m_t^{rec} templates for the S_{JES} and $S_{M_{\text{top}}}$ subsets, respectively.

Table I summarizes the event selection for events

with one tag and with two or three tags, separately.

TABLE I: Numbers of candidate events (N_{obs}) and expected signal yield in the two selected samples. For the signal, $M_{\text{top}} = 172.5 \text{ GeV}/c^2$ and $\Delta_{\text{JES}} = 0$ are used, and expectations are normalized to the integrated luminosity of the data sample (9.3 fb^{-1}) using the theoretical cross section (7.46 pb [18]). The uncertainty on the signal comes from the uncertainty on the cross section and on the integrated luminosity.

	Sample	N_{obs}	Expected $t\bar{t}$
1-tag	S_{JES}	7890	1886 ± 150
	$S_{M_{\text{top}}}$	4130	1270 ± 101
≥ 2 -tags	S_{JES}	1758	782 ± 64
	$S_{M_{\text{top}}}$	901	514 ± 42

The measurement of M_{top} and the simultaneous calibration of JES are performed by maximizing an unbinned extended-likelihood function. The function, defined in detail in Ref. [8], is divided into three parts,

$$\mathcal{L} = \mathcal{L}_{1 \text{ tag}} \times \mathcal{L}_{\geq 2 \text{ tags}} \times \mathcal{L}_{\Delta_{\text{JES, constr}}}$$

where $\mathcal{L}_{\Delta_{\text{JES, constr}}}$ is a Gaussian term constraining the JES to the nominal value (i.e., Δ_{JES} to 0) within its uncertainty. The two terms $\mathcal{L}_{1 \text{ tag}}$ and $\mathcal{L}_{\geq 2 \text{ tags}}$ are in turn defined as

$$\mathcal{L}_{1, \geq 2 \text{ tags}} = \mathcal{L}_{\Delta_{\text{JES}}} \times \mathcal{L}_{M_{\text{top}}} \times \mathcal{L}_{\text{evts}},$$

where $\mathcal{L}_{\text{evts}}$ gives the probability to observe simultaneously the number of events selected in the S_{JES} and the $S_{M_{\text{top}}}$ data samples, given the expected signal and background yields. Unlike the analysis in Ref. [8], the background yields are allowed to vary unconstrained in the fit. The two terms $\mathcal{L}_{\Delta_{\text{JES}}}$ and $\mathcal{L}_{M_{\text{top}}}$ represent the likelihoods, based on the signal and background templates, to observe the sets of m_W^{rec} and m_t^{rec} values in the two data sets S_{JES} and $S_{M_{\text{top}}}$. For each signal template, the probability density function (p.d.f.) is represented as a sum of Gamma and Gaussian functions, whose parameters are in turn linear functions of the fit parameters M_{top} and Δ_{JES} . In Fig. 1, examples of signal and background m_t^{rec} templates for the sample with two or three tags are shown, with the corresponding p.d.f.’s superimposed.

The possible presence of biases in the values returned by the likelihood fit is investigated and taken into account. Pseudoexperiments (PEs) are performed assuming specific values for M_{top} and Δ_{JES} and “pseudodata” are extracted from the corresponding signal and background templates and subjected to

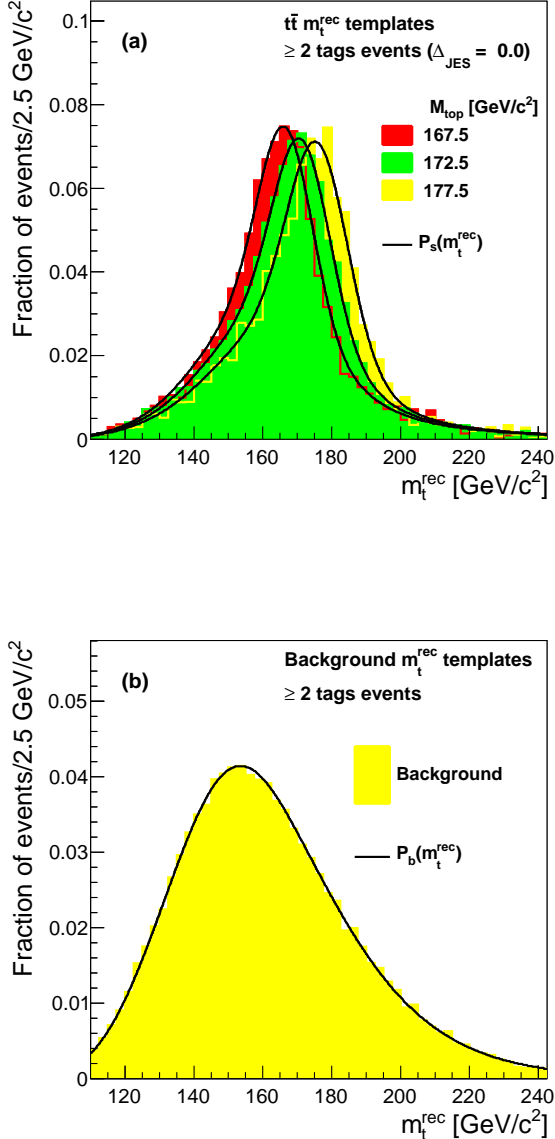


FIG. 1: Templates of m_t^{rec} for events with two or three tags and corresponding probability density functions superimposed. (a): the signal p.d.f P_s , for various values of M_{top} and $\Delta_{\text{JES}} = 0$. (b): the background p.d.f P_b .

the likelihood maximization procedure. The results of these PEs are compared to the input values, and linear calibration functions are defined to obtain, on average, a more accurate estimate of the true values and uncertainties. The average shift in top-quark mass due to the calibration is about 200 MeV/c².

The likelihood fit is applied to the data, and after applying the calibration corrections, the values returned by the fit are:

$$M_{\text{top}} = 175.07 \pm 1.19 (\text{stat}) \pm 0.97 (\text{JES}) \pm 0.41 (\text{fit}) \text{ GeV}/c^2,$$

and

$$\Delta_{\text{JES}} = -0.282 \pm 0.255 (\text{stat}) \pm 0.207 (M_{\text{top}}) \pm 0.040 (\text{fit}),$$

where the fit uncertainties are those arising from the variation in the fitted signal and background yields, to which the additional systematic uncertainties described below will be added in quadrature. The correlation between M_{top} and Δ_{JES} amounts to -0.63 . The best-fit values of M_{top} and Δ_{JES} are shown in Fig. 2, along with the negative log-likelihood contours whose projections correspond to one, two, and three σ uncertainties on the values of M_{top} and Δ_{JES} . The fit returns, for the $S_{M_{\text{top}}}$ sample, a signal yield of 1244 ± 114 (420 ± 38) events with one (two or three) tag(s).

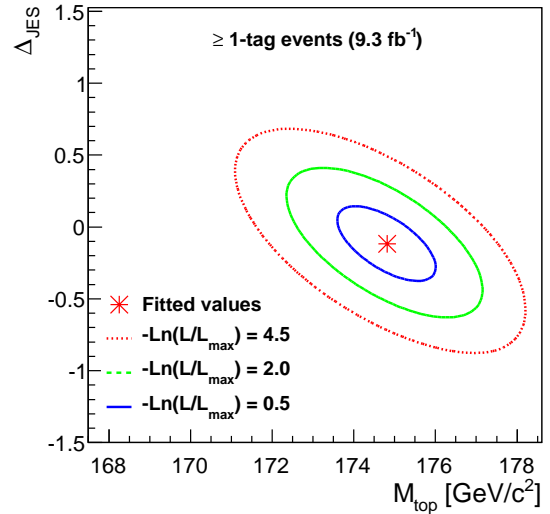


FIG. 2: Negative log-likelihood contours for the likelihood fit performed for the M_{top} and Δ_{JES} measurement, before calibration, for events with one, two, or three tags. The minimum is shown along with the contours whose projections correspond to one, two, and three σ uncertainties on the M_{top} and Δ_{JES} measurements.

The distributions of m_t^{rec} and m_W^{rec} for the data and the comparison with the expectation from the sum of background and signal for M_{top} and Δ_{JES} corresponding to the measured values are shown in Fig. 3. The contributions from events with one, two, or three tags are summed together and the signal and background yields are normalized to the yields returned by the best fit.

The measurements of M_{top} and Δ_{JES} are affected by various sources of systematic uncertainties, summarized in Table II. These uncertainties can be divided into four categories: (1) the modeling of signal events, including the choice of Monte Carlo generator and parton distribution function, the amount of initial and final state radiation, and the effects of color reconnections; (2) the measurement method, including the dependence on the other free parameters of the fit,

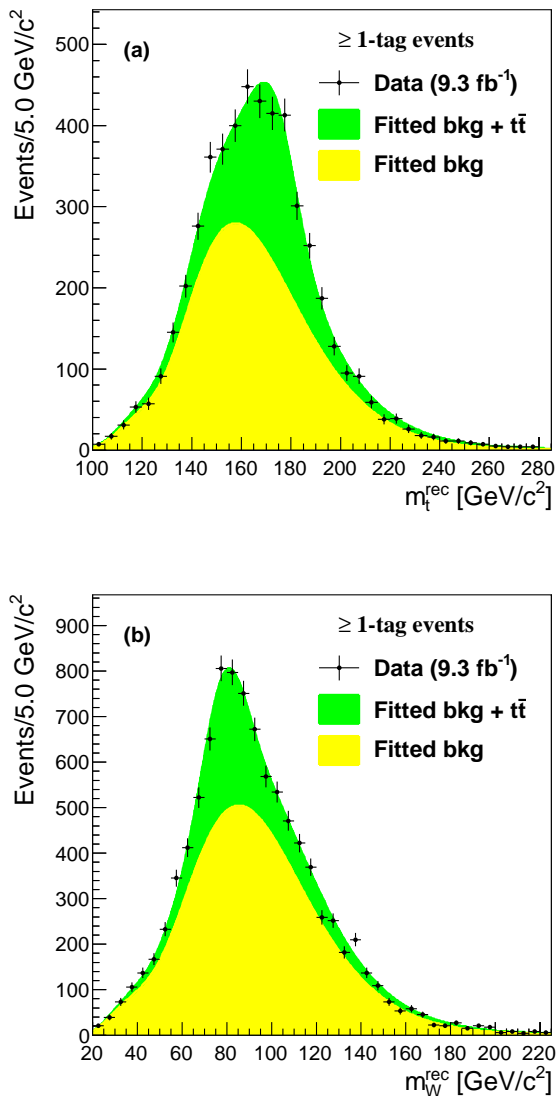


FIG. 3: Distributions of m_t^{rec} (a) and m_W^{rec} (b) for events with one, two, or three tags (black dots), compared to the distributions from background and signal corresponding to the measured values of M_{top} and Δ_{JES} . The expected distributions are normalized to the yields returned by the best fit.

the size of the samples used to build the reference templates, the variables used to perform calibration PEs like the $t\bar{t}$ production cross section and the integrated luminosity of the data, and the trigger simulation; (3) the background modeling, the b -tagging efficiency, the effects of multiple hadron interactions (pileup) related to the instantaneous luminosity; and (4) the jet energy scale calibration. The largest contribution comes from the the jet energy scale calibration, given the large number of jets representing a typical feature of the all-hadronic channel. With respect to Ref. [12] we add in this analysis the uncertainties related to the background shape (and not to its normalization), to the $t\bar{t}$ cross section and to the integrated luminosity. In

TABLE II: Sources of systematic uncertainties on the M_{top} and Δ_{JES} measurements. The total uncertainty is evaluated as the quadrature sum of all contributions.

Source	$\sigma_{M_{\text{top}}}$ (GeV/ c^2)	$\sigma_{\Delta_{\text{JES}}}$
Generator (hadronization)	0.29	0.273
Parton distribution functions	+0.18 -0.36	+0.096 -0.052
Initial / Final state radiation	0.13	0.232
Color reconnection	0.32	0.101
Δ_{JES} fit	0.97	—
M_{top} fit	—	0.207
Other free parameters of the fit	0.41	0.040
Templates sample size	0.34	0.071
$t\bar{t}$ cross section	0.15	0.034
Integrated luminosity	0.15	0.032
Trigger	0.61	0.188
Background shape	0.15	0.014
b -tagging	0.04	0.018
b -jets energy scale	0.20	0.035
Pileup	0.22	0
Residual JES	0.57	—
Residual bias / Calibration	+0.27 -0.24	+0.077 -0.096
Total	+1.55 -1.58	+0.492 -0.488

general, the uncertainties are evaluated by performing PEs based on templates made with specific variations of the original signal samples, taking the differences in the average values of M_{top} and Δ_{JES} with respect to the pseudoexperiments performed with default templates. Finally, possible residual biases remaining after the calibration and uncertainties on the parameters of the calibration functions are taken into account.

In summary, a measurement of the top-quark mass using top-quark pairs decaying into a fully hadronic final state is presented, using $p\bar{p}$ collision data corresponding to the full integrated luminosity of 9.3 fb^{-1} collected by the CDF experiment in Run II. The large background affecting this channel is strongly suppressed through an optimized event selection, based on a neural network and the requirement of one, two, or three jets originating from b quarks. The simultaneous calibration of the jet energy scale allows us to reduce the systematic uncertainty due to this source to $0.97\text{ GeV}/c^2$. The measured value of the top-quark mass is $M_{\text{top}} = 175.07 \pm 1.19$ (stat) $^{+1.55}_{-1.58}$ (syst) GeV/c^2 , with a total uncertainty of approximately $2.0\text{ GeV}/c^2$, corresponding to a 1.1% relative uncertainty. This final result in the all-hadronic channel is complementary to the most recent measurements obtained in other channels by the CDF Collaboration [19, 20], and consistent with the CMS measure-

ment in the same channel [21].

We thank the Fermilab staff and the technical staffs of the participating institutions for their vital contributions. This work was supported by the U.S. Department of Energy and National Science Foundation; the Italian Istituto Nazionale di Fisica Nucleare; the Ministry of Education, Culture, Sports, Science and Technology of Japan; the Natural Sciences and Engineering Research Council of Canada; the National Science Council of the Republic of China; the Swiss National Science Foundation; the A.P. Sloan Foundation;

the Bundesministerium für Bildung und Forschung, Germany; the Korean World Class University Program, the National Research Foundation of Korea; the Science and Technology Facilities Council and the Royal Society, United Kingdom; the Russian Foundation for Basic Research; the Ministerio de Ciencia e Innovación, and Programa Consolider-Ingenio 2010, Spain; the Slovak R&D Agency; the Academy of Finland; the Australian Research Council (ARC); and the EU community Marie Curie Fellowship Contract No. 302103.

-
- [1] C.T. Hill, Phys. Lett. B **266**, 419 (1991); Phys. Lett. B **345**, 483 (1995).
- [2] W.A. Bardeen, C.T. Hill, and M. Lindner, Phys. Rev. D **41**, 1647 (1990).
- [3] G. Aad *et al.* (ATLAS Collaboration), Phys. Lett. B **716**, 1 (2012).
- [4] S. Chatrchyan *et al.* (CMS Collaboration), Phys. Lett. B **716**, 30 (2012).
- [5] M. Baak, M. Goebel, J. Haller, A. Hoecker, D. Kennedy, R. Kogler, K. Moenig, M. Schott, and J. Stelzer, Eur. Phys. J. C **72**, 2205 (2012).
- [6] D. Buttazzo, G. Degrassi, P.P. Giardino, G.F. Giudice, F. Sala, A. Salvio, and A. Strumia, J. High Energy Phys. 12 (2013) 089.
- [7] J. Beringer *et al.* (Particle Data Group), Phys. Rev. D **86**, 010001 (2012).
- [8] T. Aaltonen *et al.* (CDF Collaboration), Phys. Lett. B **714**, 24 (2012).
- [9] P. Nason, J. High Energy Phys. 11 (2004) 040; S. Frixione, P. Nason, and C. Oleari, J. High Energy Phys. 11 (2007) 070; S. Frixione, P. Nason, and G. Ridolfi, J. High Energy Phys. 09 (2007) 126; S. Alioli, P. Nason, C. Oleari, and E. Re, J. High Energy Phys. 06 (2010) 043.
- [10] T. Sjöstrand *et al.*, Comput. Phys. Commun. **135**, 238 (2001).
- [11] D. Acosta *et al.* (CDF Collaboration), Phys. Rev. D **71**, 032001 (2005).
- [12] T. Aaltonen *et al.* (CDF Collaboration), Phys. Rev. D **81** 052011 (2010).
- [13] We use a cylindrical coordinate system where θ is the polar angle with respect to the proton beam direction (z axis), ϕ is the azimuthal angle about the beam axis, and the pseudorapidity is defined as $\eta = -\ln \tan(\theta/2)$. The transverse momentum, p_T , and transverse energy, E_T , of jets are given by $|p| \sin \theta$ and $E \sin \theta$ respectively. The missing E_T vector, \vec{E}_T , is defined by $\vec{E}_T = -\sum_i E_{T,i} \hat{n}_{T,i}$ where $\hat{n}_{T,i}$ is the unit vector in the x - y plane pointing from the primary interaction vertex to a given calorimeter tower i , and $E_{T,i}$ is the E_T measured in that tower. Finally $\vec{E}_T = |\vec{E}_T|$.
- [14] A. Bhatti *et al.*, Nucl. Instrum. Methods Phys. Res., A **566**, 375 (2006).
- [15] D. Acosta *et al.* (CDF Collaboration), Phys. Rev. D **71**, 052003 (2005).
- [16] A. Abulencia *et al.* (CDF Collaboration), Phys. Rev. D **73**, 032003 (2006).
- [17] S. M. Oliveira, L. Brucher, R. Santos, and A. Barroso, Phys. Rev. D **64**, 017301 (2001).
- [18] U. Langenfeld, S. Moch, and P. Uwer, arXiv:0906.5273 [hep-ph].
- [19] T. Aaltonen *et al.* (CDF Collaboration), Phys. Rev. Lett. **109**, 152003 (2012).
- [20] T. Aaltonen *et al.* (CDF Collaboration), Phys. Rev. D **88**, 011101 (2013).
- [21] S. Chatrchyan *et al.* (CMS Collaboration), Eur. Phys. J. C **74**, 2758 (2014).