

# Is Your Baby SAFE AT HOME ?



## Part 3—Falls


TEXAS AGRICULTURAL EXTENSION SERVICE  
THE TEXAS A&M UNIVERSITY SYSTEM  
H. O. KUNKEL, ACTING DIRECTOR, COLLEGE STATION, TEXAS

# FALLS!

Babies are natural explorers. They reach, they lean, they climb—and they fall. Some of their falls can be very serious. You can help prevent falls by watching out for some of these danger spots. . .



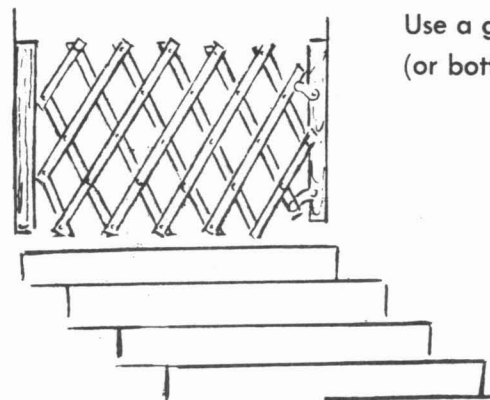
Watch the  
"stand-uppers!"



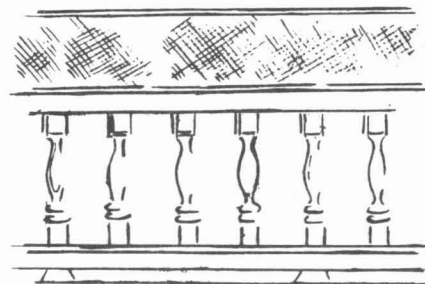
— Watch the rollers! —



Watch the climbers!



Use a gate at top  
(or bottom) of stairs.



Watch upstairs porches  
(use screen above the rail).



Watch open windows  
and loose screens.



Don't let baby  
stand up in the car.

# Be Sure That You ...

KNOW where your baby is every minute.

PUT GATES at top and bottom of stairs he might climb.

KEEP TOYS and other things off the stairs.

DON'T USE screens that fit loosely in windows, or that are torn or rusted out.

PUT SCREEN above the railing, if you have an upstairs porch.

HOLD THE BABY in the car, or use a car seat. Don't let him stand up, or lean against a door that might open.

LOOK AHEAD to the day when the baby can roll off the table, crawl off the bed, stand up in the carriage or high chair, climb out of the crib. He may not do it today—but he might do it tomorrow!

## NEVER LEAVE YOUR CHILD ALONE !

Reproduced by permission of The Extension Service,  
University of Vermont, Burlington, Vermont.

*Educational programs conducted by the Texas Agricultural Extension Service serve people of all ages regardless of socio-economic levels, race, color, sex, religion or national origin.*

Cooperative Extension Work in Agriculture and Home Economics, The Texas A&M University System and the United States Department of Agriculture cooperating. Distributed in furtherance of the Acts of Congress of May 8, 1914, as amended, and June 30, 1914.