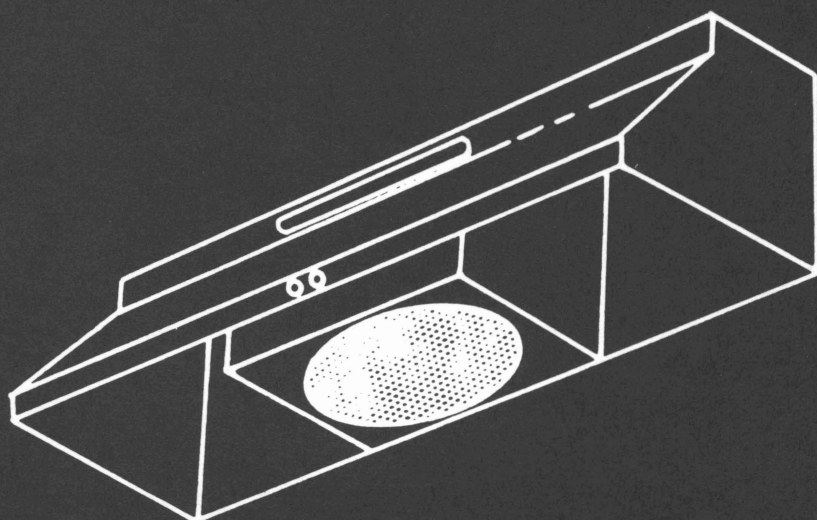


RANGE HOOD AND FAN




TEXAS A&M UNIVERSITY
TEXAS AGRICULTURAL EXTENSION SERVICE
J. E. HUTCHISON, DIRECTOR, COLLEGE STATION, TEXAS

RANGE HOOD AND FAN

Extension Home Management Specialists
The Texas A&M University System


The hood and fan over your range remove odors, smoke, moisture and heat from your kitchen. They also help keep your house clean.

Always turn the fan on while cooking.

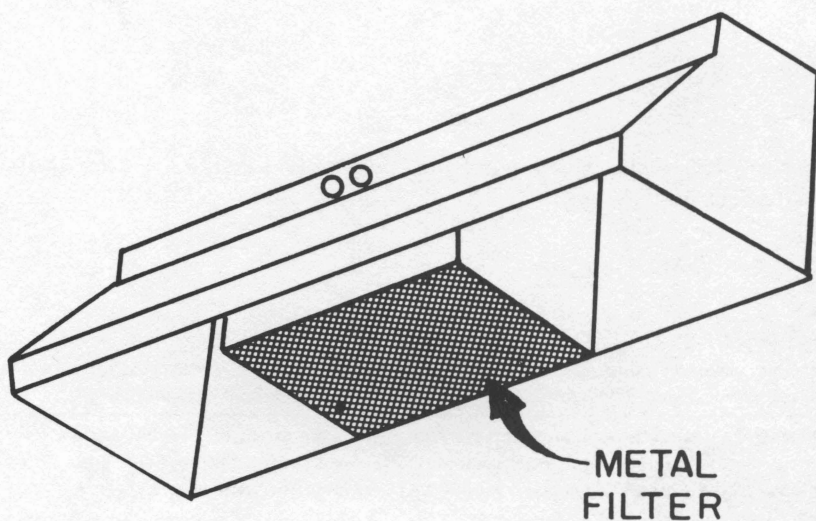


Keep the Hood and Fan Clean

Wash the hood with warm, soapy water often. Wash the inside and the outside. Rinse the hood and wipe it dry.

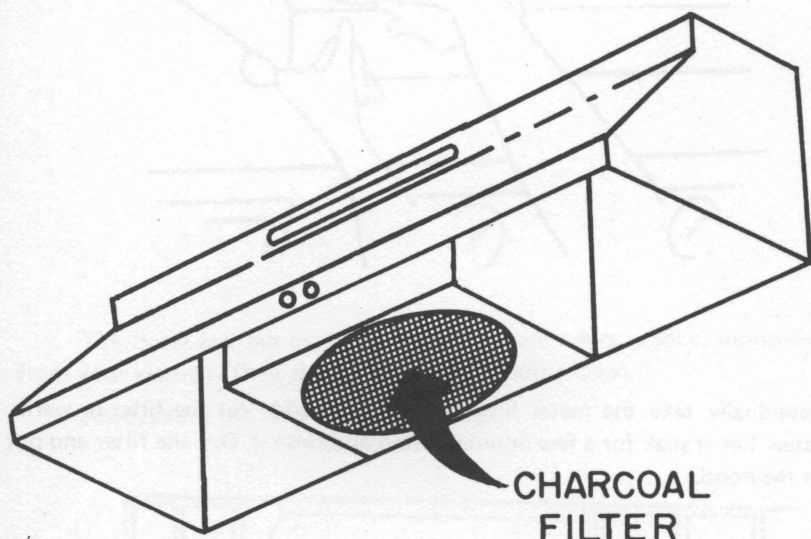


Occasionally take the metal filter out of the hood. Put the filter in warm, soapy water. Let it soak for a few minutes. Wash and rinse it. Dry the filter and put it back in the hood.



Some hoods have charcoal filters. If your hood does, replace the filter once every year. You can buy charcoal filters from the store that sells hoods.

Read the use and care booklet that came with your hood. Read the guarantee. Then file in a safe place to avoid losing them.



Reference

Circular HE-188 Range Hood and Fan, Cooperative Extension Service, Auburn, Alabama, January 1971.

Educational programs conducted by the Texas Agricultural Extension Service serve people of all ages regardless of socio-economic levels, race, color, sex, religion or national origin.

Cooperative Extension Work in Agriculture and Home Economics, The Texas A&M University System and the United States Department of Agriculture cooperating. Distributed in furtherance of the Acts of Congress of May 8, 1914, as amended, and June 30, 1914.

15M-4-73

HM 3-3