



Build Shelves

for your home



Katie says, "Take a good look at your house. Do you have a place for everything? Neat houses have a place for everything."

Shelves make good storage in every room in the house.

Build shelves in your:


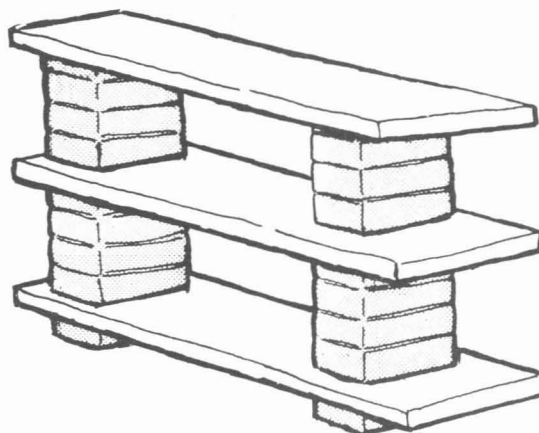
- kitchen
- bedroom
- bathroom
- living room



You can make shelves.

Use boards and one of these:

- bricks
- blocks of wood
- big tin cans
- concrete blocks
- short logs




Add a rack to a cabinet door.

Katie says this is a good place to keep:

- paper sacks
- plastic bags
- pan lids

This is an "idea" bulletin. It does not tell how to make.



You can keep many things on shelves like these. They are very good for the kitchen.

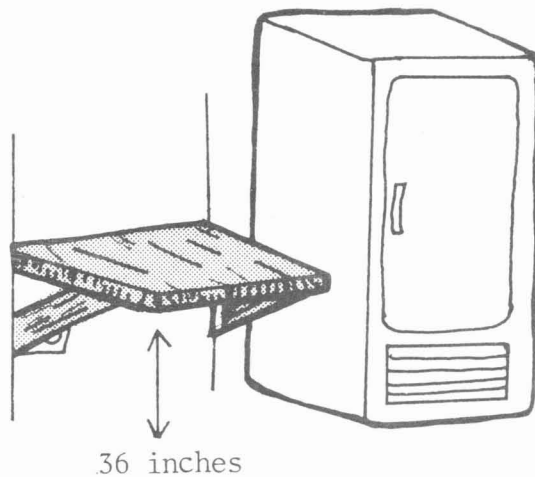
Katie hung a curtain in front of her shelves.

It helps keep dust out.


In the kitchen you need shelves by the:

- sink
- stove
- refrigerator

Katie likes this shelf in her bathroom, too.



36 inches



Shelves like these are easy to build.

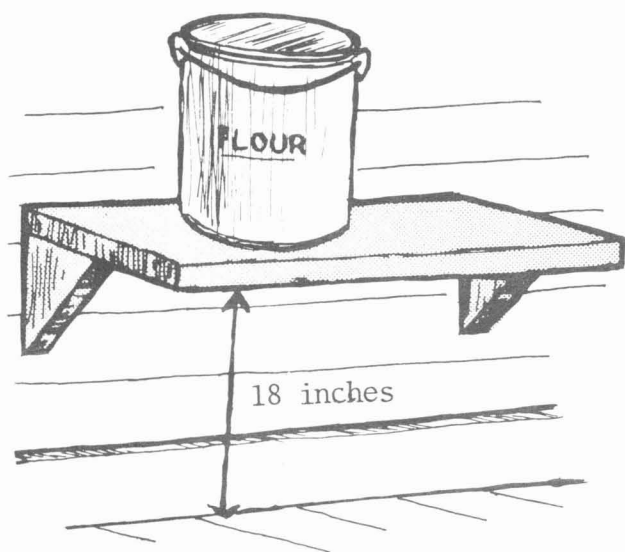
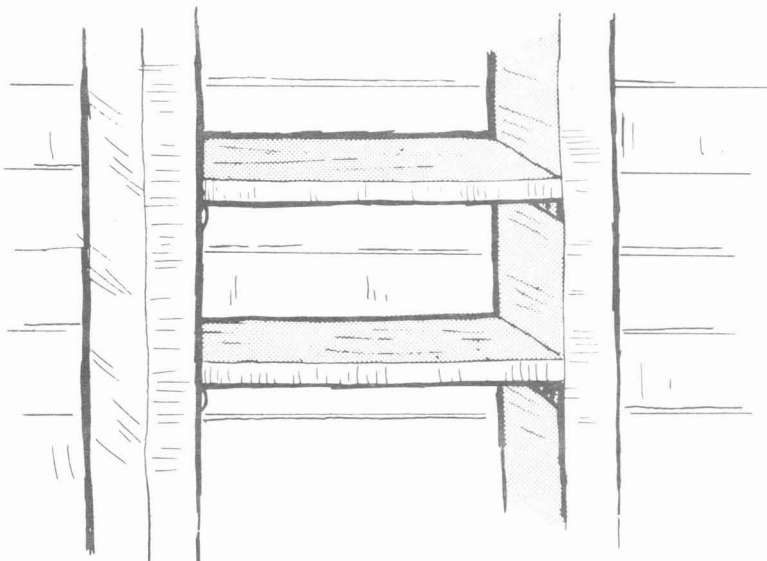
Here Katie stores:

- books
- boxes of clothes
- boxes of toys
- sheets
- towels
- many other things

Put shelves between studs
in the wall.

Katie uses these shelves for:

- books
- pictures of the family
- toys
- flower vases



Do you use large sacks of flour?

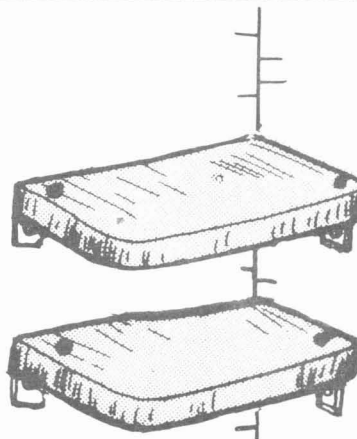
If you do:

1. Build a shelf 18 inches from the floor.
2. Put your flour in a 5 gallon can. A lard can will do.
3. Put the can of flour on the shelf.

Build these shelves in any corner.

Katie uses these shelves for:

- tooth brushes
- tooth paste
- combs
- brushes
- potted plants
- toys
- school books
- many other things



A step shelf is a small shelf that you can put:


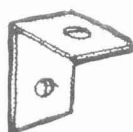
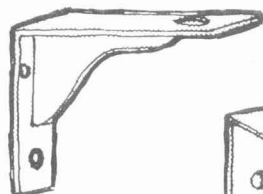
- in closets
- in cabinets
- on larger shelves



Katie put a step shelf in her kitchen cabinet. Now her cabinet holds more.



Brackets like these can be used to put shelves on the wall.



Katie says, "Shelves help you have a place for everything.
Teach your children to help you keep everything
in its place."



Genta Speakman and Nancy Thornton
Specialist, Housing and Equipment Asst. Specialist, Educational Methods
Cooperative Extension Service
Auburn University, Auburn, Alabama

Published with the permission of the Alabama
Cooperative Extension Service, Auburn University