

# BRUSH CONTROL WITH AMMATE\*

## Hand (Ground) Application

G. O. HOFFMAN, B. J. RAGSDALE, EXTENSION RANGE SPECIALISTS

*The A&M College of Texas*

KIND OF BRUSH	SIZE OF BRUSH	METHOD OF APPLICATION	HERBICIDE MIXTURE	SEASON OF APPLICATION	KIND OF EQUIPMENT NEEDED
Sprouts and seedlings Poison ivy Poison oak	All sizes	Foliage spray— thoroughly cover and wet leaves with solution	1 lb. of crystals per 1 gal. of water	Growing season	Power sprayer or knapsack hand sprayer
Blackjack oak, hackberry, locust, post oak, red oak, sumac	All sizes	Cup <sup>1</sup>  Frill <sup>2</sup>  Stump <sup>3</sup>	1 tbsp. crystals per cup  3 lb. crystals per 1 gal. of water  1 tbsp. crystals per inch diameter of tree or above solution	Fall and winter	Ax, or power saw, tablespoon measure, battery syringe or mop
Eastern persimmon, sassafras Poison ivy Poison oak	All sizes	Stump or frill— freshly cut surface	3 lb. crystals per 1 gal. of water	Spring and summer	Battery syringe or mop, ax
Blackgum, sweet gum and other hardwoods	All sizes	Stump— freshly cut surface	4 lb. crystals per 1 gal. of water	Fall and winter	Battery syringe or hand sprayer ax or power saw

\*Ammate is registered as a no-residue herbicide at the rate of 75 to 100 pounds per 100 gallons water. Defer pasture during growing season to allow re-establishment of native grasses. Ammate is manufactured as two strengths—ammate 80 percent and ammate "X" 95 percent.

#### AMOUNT OF HERBICIDE SOLUTION TO APPLY:

<sup>1</sup>Cup—1 tablespoon crystals per cup with cups only one ax blade apart around the tree base near the groundline.

<sup>2</sup>Frill—until solution runs out of freshly made ax cuts around the tree base near the groundline.

<sup>3</sup>Stump—crystals or solution to outer edge of freshly cut surface adjacent to bark layer.

#### HOW TO MAKE CUTS:


Cup—two downward ax cuts, one above the other, 3 or 4 inches apart with chip knocked out.

Frill—overlapping downward ax cuts through the bark near groundline all the way around the tree.


Stump—cut tree off with ax or power saw near groundline.

V-notch—cut tree on each side and push trunk forward.


FOLIAGE



CUP



FRILL



STUMP



V-NOTCH

