


A DOUBLE DECK BED



TEXAS AGRICULTURAL EXTENSION SERVICE
G. G. Gibson, Director, College Station, Texas

A DOUBLE DECK BED

W. S. ALLEN

*Extension Agricultural Engineer
Texas A. & M. College System*

Do you need more beds, yet have no place to put them?

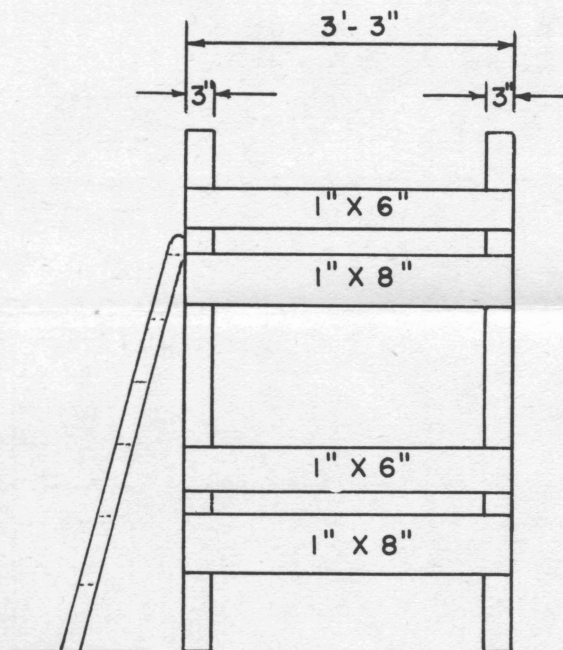
A double deck bed is convenient where space is limited. It is especially useful in camps and summer houses where frequently a number of beds are needed at one time, but are used for comparatively short vacation periods. Children usually like a double deck bed, and it has the advantage of allowing each child to sleep alone.

One disadvantage of double deck beds is the danger that children might fall off the top deck. Side rails offer some protection against this. Another disadvantage is that it is somewhat difficult to make up double deck beds and handle the bedding, particularly if the beds are attached on one side to the wall.

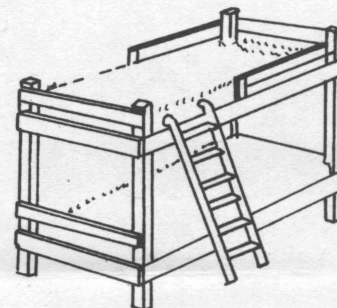
Double deck beds should each be at least 39 inches wide. They can later be cut and separated to make twin beds if desired.

Strong construction is most important since climbing to the top deck or descending puts considerable strain on the bed. Screws and glue can be used to make a solid frame. Angle braces inside the four corners give added strength. Counter-sinking the screws and setting the side rails into the posts make a smooth frame. Soft wood is easier to work with than harder types. Boards 1 x 1½ inches in size fastened inside the frame will support the springs.

A DOUBLE DECK BED



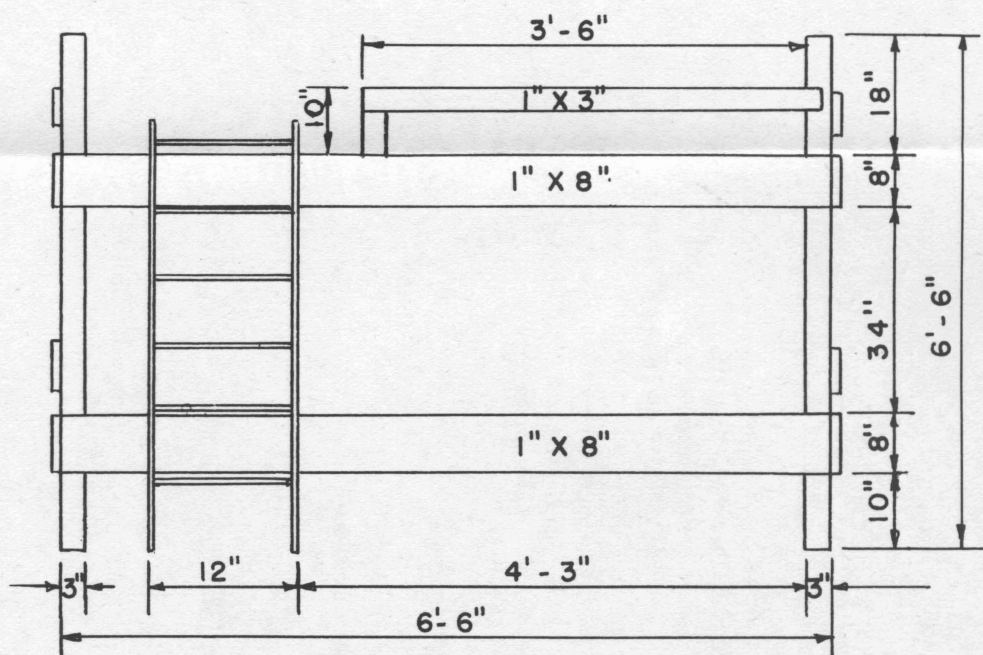
END VIEW



MATERIAL REQUIRED

2 pc.	3" x 3" x 14' long
4 pc.	1" x 8" x 10'
1 pc.	1" x 6" x 14'
1 pc.	1" x 3" x 10'

Ladder may be made of 1" x 3" material.



SIDE VIEW

Cooperative Extension Work in Agriculture and Home Economics, The Texas A. & M. College System and the United States Department of Agriculture cooperating. Distributed in furtherance of the Acts of Congress of May 8, 1914, as amended, and June 30, 1914.