



ICEBO Session 15 - Innovative Mobile Technologies for Asset Tracking



Agenda

- Learn how clients have mobilized their enterprise data to increase the consistent capture and reporting of important building information, from lease data to work orders to space & occupancy costs.
- Top 5 lessons learned implementing a mobile solution



Who We Are

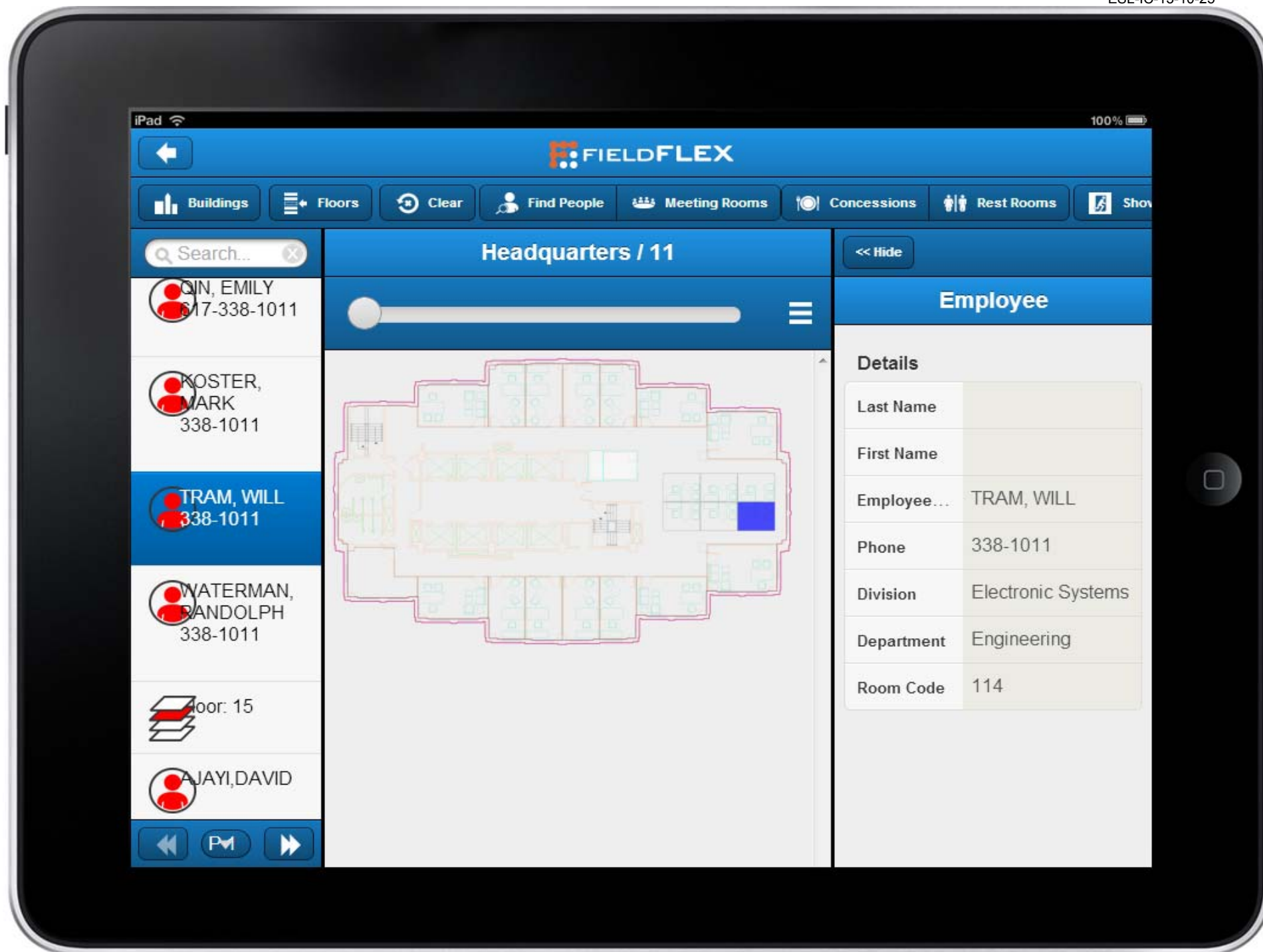
- Experts in both Real Property and Facilities Management Business and Technology
- Over 250 years of combined experience that encompasses facility management, corporate real estate and operations planning
- Experience gained from several perspectives
 - Client → We understand the business
 - Implementation → We know how to do it
 - Software Manufacturer → We understand what is possible

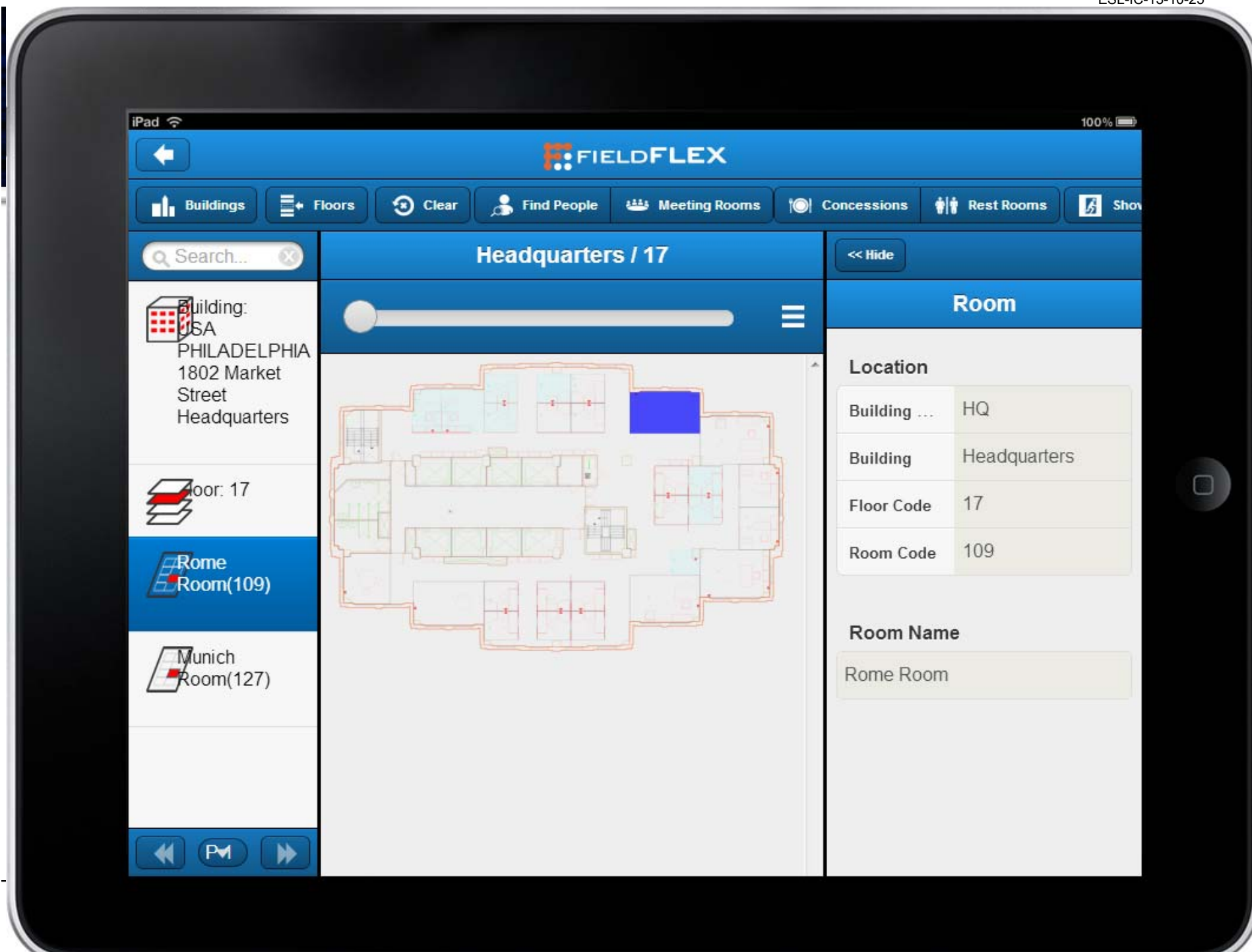


Self Service: how to engage the employees

- Expanding the use of corporate enterprise data
- Expanding the ability to collect information
 - Corporate Services Mobile Applications
 - Allow employees to search for a hoteling space
 - Allow employees, anywhere and anytime, to submit work requests
 - Locate amenities on a floor (printer, rooms,)
 - Allow employees to update their location
 - Mobile Kiosk





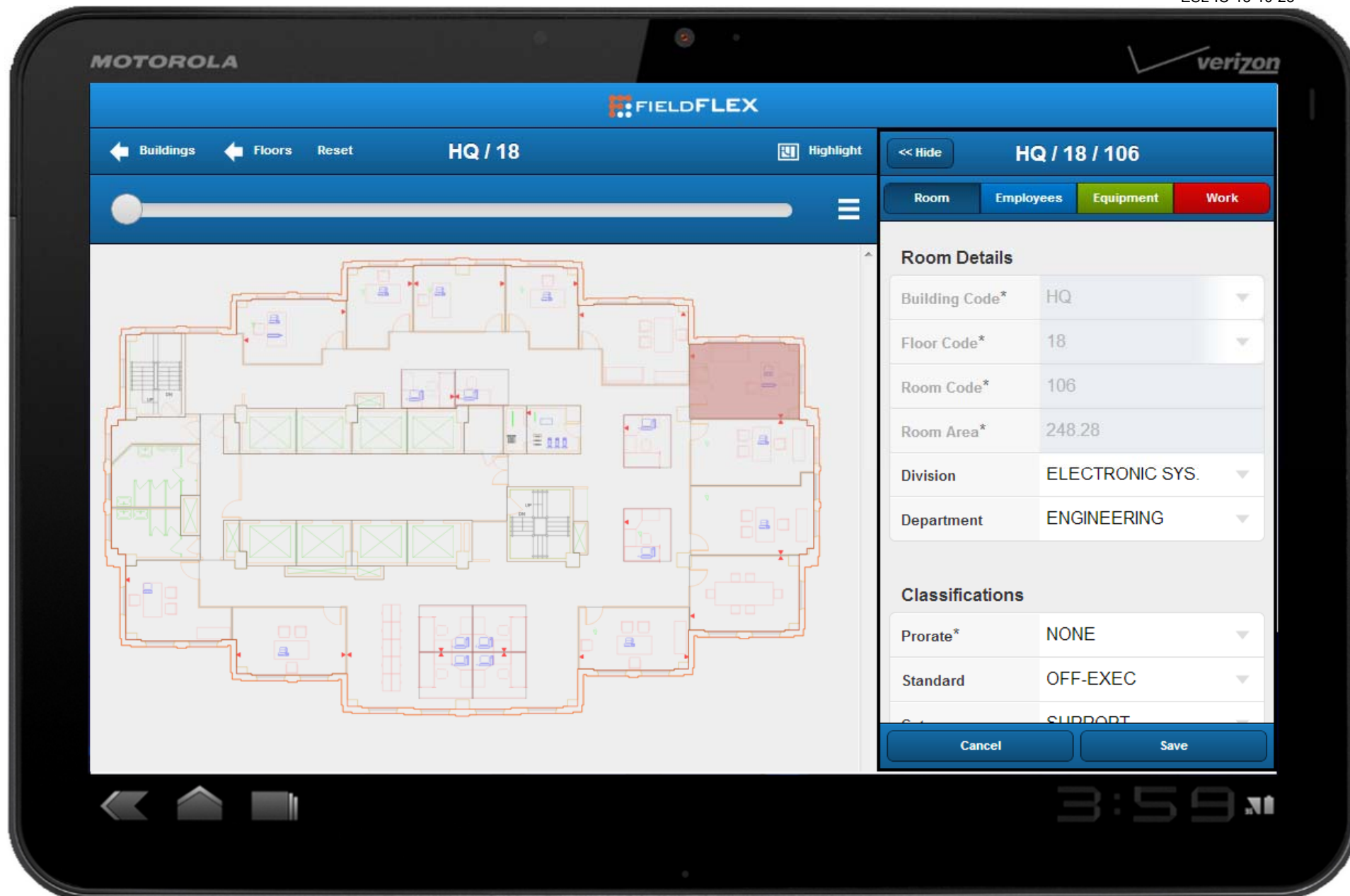


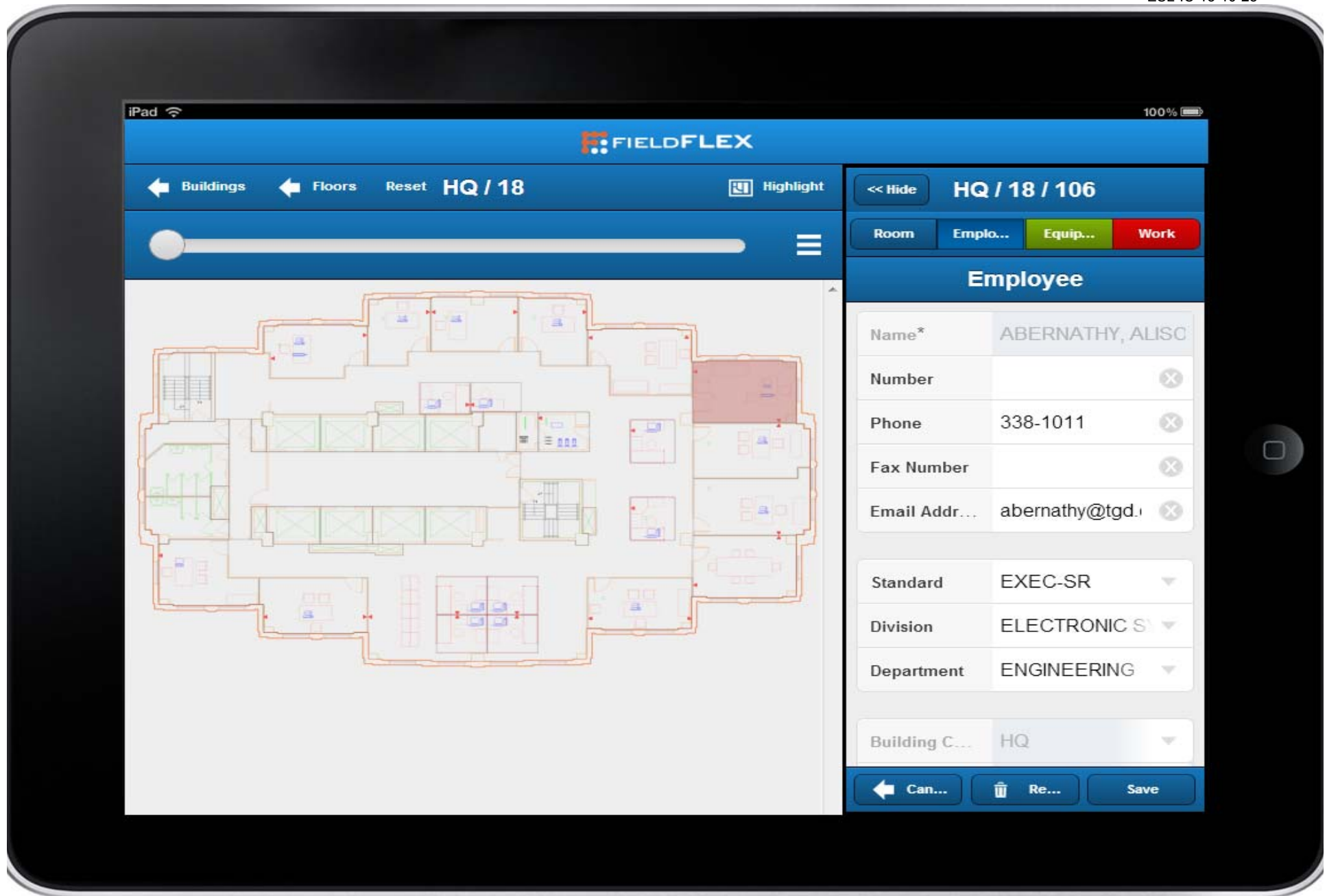
Drawings: what to expect on a mobile device

The two main discussion points:

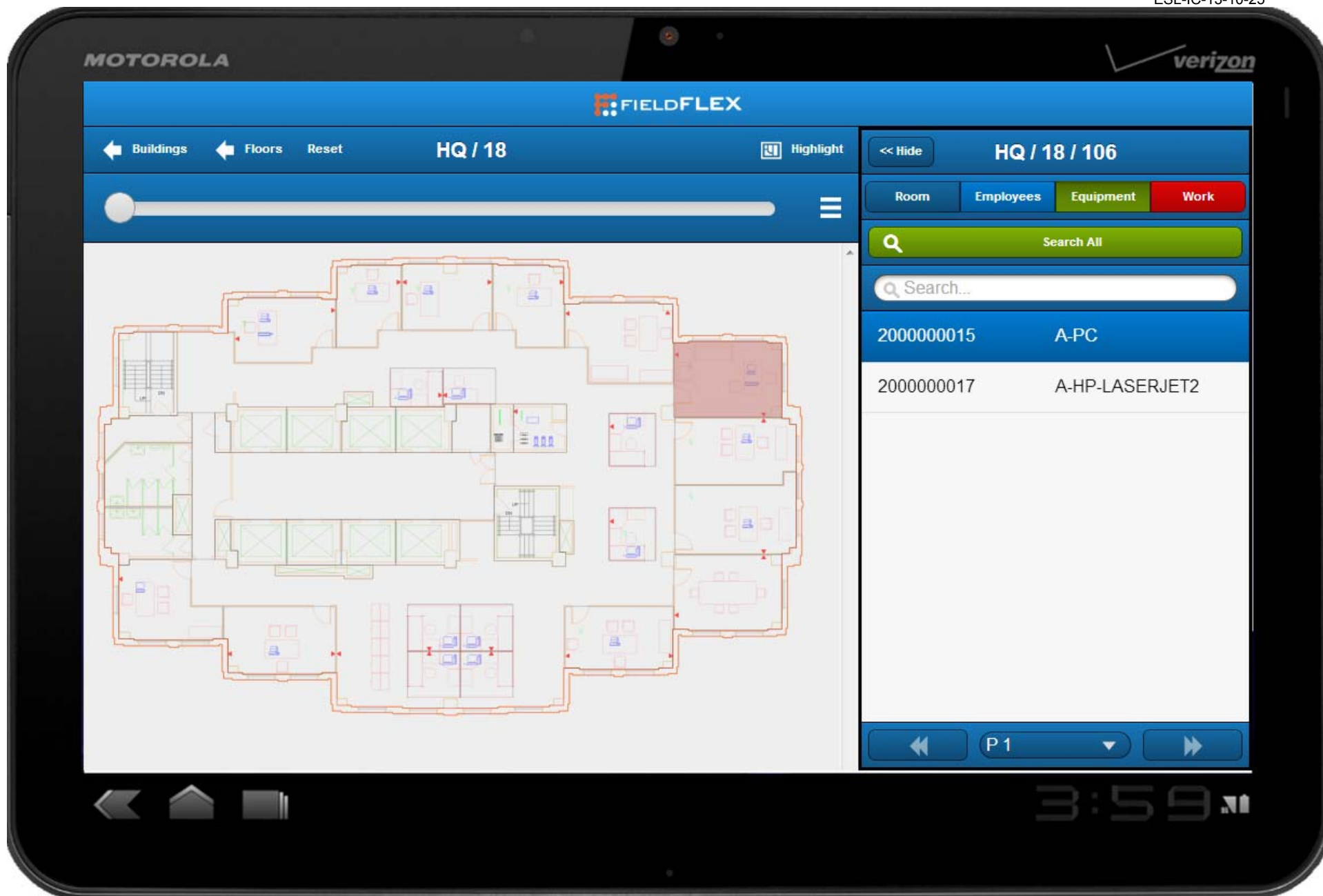
- How clean are your drawings?
- What do you need from the mobile drawings?
- Things to consider:
 - Keep the layer list small and suitably granular
 - Standardize the layer set across all drawings
 - How are objects drawn or inserted
 - Do you have 3D objects or blocks
 - Are properties assigned by layer and not by block or object
 - Do you have nested blocks
 - Complexity and detail of predefined blocks







Facility Surveys



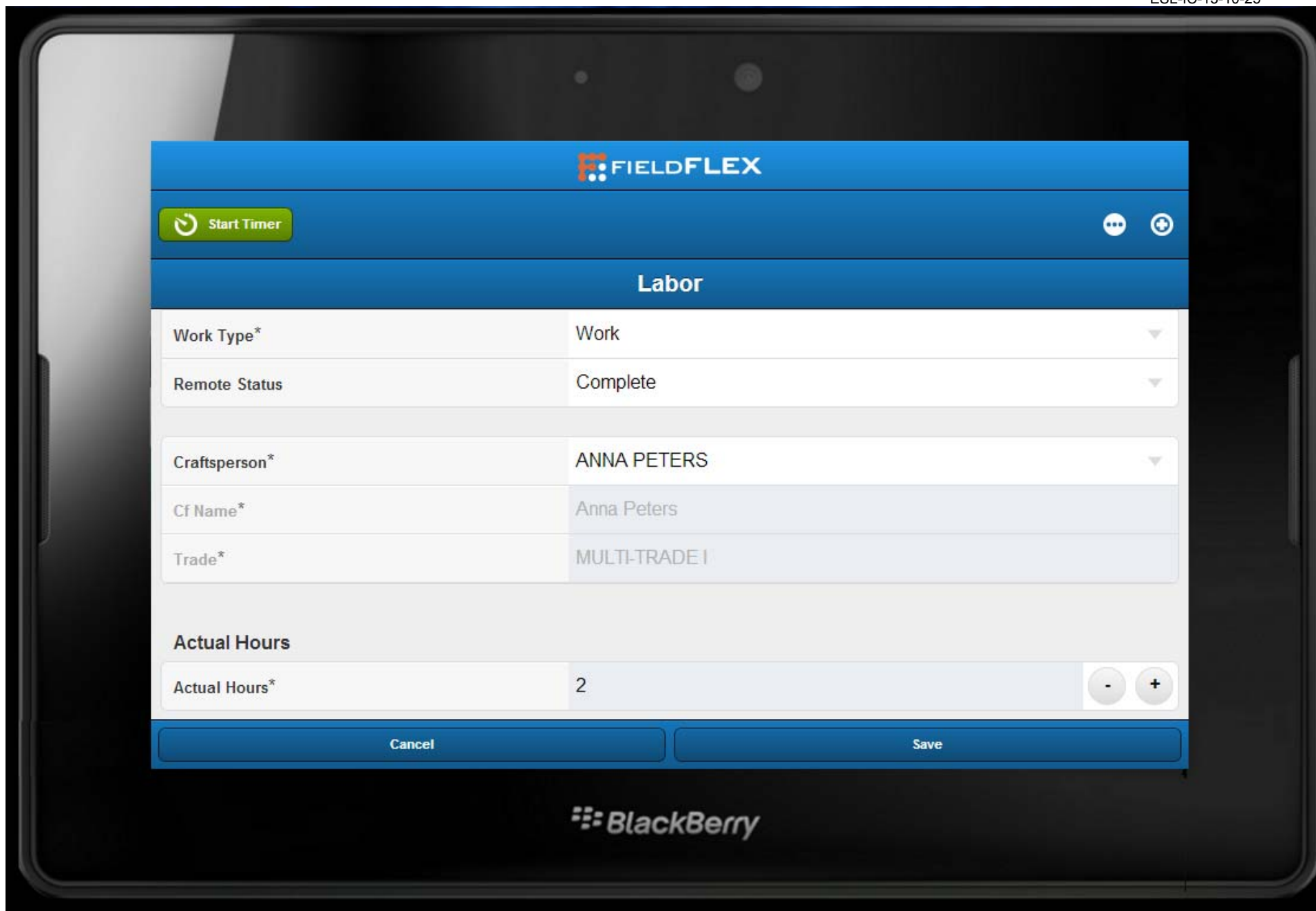


Workflow: do more in fewer steps with mobility

- Eliminate paper with instant walkthroughs
- Capture inspections electronically
- Automatically generate work orders from inspections
- Perform assessments on the fly
- Keep your supervisors mobile







The image shows a BlackBerry device screen displaying the FieldFlex application. The app has a blue header with the 'FIELD FLEX' logo. Below the header is a green 'Start Timer' button. The main section is titled 'Labor' and contains several input fields: 'Work Type*' (set to 'Work'), 'Remote Status' (set to 'Complete'), 'Craftsperson*' (set to 'ANNA PETERS'), 'Cf Name*' (set to 'Anna Peters'), and 'Trade*' (set to 'MULTI-TRADE I'). Below these fields is a section for 'Actual Hours' with a text input field showing '2' and minus/plus buttons. At the bottom are 'Cancel' and 'Save' buttons.

FIELD FLEX	
Labor	
Work Type*	Work
Remote Status	Complete
Craftsperson*	ANNA PETERS
Cf Name*	Anna Peters
Trade*	MULTI-TRADE I
Actual Hours	
Actual Hours*	2
Cancel Save	





Infrastructure: what your IT department is going to say or allow

- What do you ask them
 - Can I use a tablet?
 - Be specific
- What to expect
 - Major pushback
 - Nothing at all
- How and when to engage them
 - Now!
 - Ask about policies
 - Explain the business benefits



Infrastructure: what your IT department is going to say or allow

What they should care about (and so should you...)

- Security
- HTTPS
- Supports device encryption
 - Secure
- Device authentication during registration
 - BYOD
- Server side rules and mapping
 - Control
- Login
 - Device sharing
 - Active Directory
- Supports Support Mobile Device Management software





Key capabilities: Must Haves

- Intuitive and consistent user interface – forms use common tap and swipe navigation and the same across all platforms.
- Multi-field searching in grid forms using type ahead search techniques
- Data Persistence - the ability to continue to work while out of wireless coverage by downloading and storing data on the device
- Device personalization – data filtering by device and language localization





FIELD FLEX

Settings Sync Pick Lists About



Field Services



Workplace Navigator



Workplace Inspections



Asset Surveys



Facility Surveys



Asset Assessments



Space Reservations



Room Reservation



Move



Move Actions

INSIGHT
EXPERTISE
RESULTS

Extensive Mobile Functionality

Proceedings of the 13th International Conference for Enhanced Building Operations, Montreal, Quebec, October 8-11, 2013



Questions

Wayne Liko

wliko@horizant.ca

- Visit www.fieldflex.ca for:
 - Demo
 - Product Information
 - Whitepapers

Download the latest whitepaper

Mobile Drawings: The Art of Turning CAD Plans into Interactive Maps

Thank You